



REPUBLIC OF THE PHILIPPINES  
PROVINCE OF BOHOL  
City of Tagbilaran



## MESSAGE

**"Success is never final. Failure is never fatal. It is courage that counts."** I believe those words exemplify the brand of courage that Boholanos have displayed over the past year, which was a year of immense challenges. Bohol faced unexpected challenges – for one, the 7.2-magnitude earthquake that shook the entire province. It was closely followed by Supertyphoon Yolanda, which caused a slowdown in our local economy because of the power shortage.



Hon. Edgar M. Chatto  
Governor  
Province of Bohol

It is indicative of the Boholano spirit that our disaster response was cited by many observers, including our top-level national officials, for resiliency and preparedness. Let me take the opportunity to thank our international partners from the United Nations humanitarian and other international organizations, national government agencies, the private sector, and volunteers who helped Bohol rise up from the rubbles. We are also particularly grateful for our strong partnership with Official Development Assistance agencies whose programs have seen us through our most trying times ever.

The **Annual Report for CY 2013** presents our major accomplishments under the HEAT-IT Bohol Development Agenda, which include *Health and Sanitation, Education and Technology, Agriculture and Food Security, Tourism and Livelihood, and Information Technology*. It also includes the Post-Great Bohol Earthquake Rehabilitation Plan that has generated commitment from no less than President Benigno S. Aquino III. A great percentage of our efforts in the last quarter of the past year were devoted to addressing the impact of the earthquake. This does not mean that we have deviated from our development agenda. On the contrary, we are pursuing our "HEAT-IT Bohol HELPS LIFE towards the BIG LEAP" development framework with renewed vigor, especially in the light of recent developments that have encouraged us and enlivened our spirits even more.

We are, of course, reaffirming our call of *Padayon Bol-anon*, which is both an advocacy and a command. When a runner stumbles, the crowd cheers, "*Padayon! Padayon!*" (or "Move on!"). The earthquake, Yolanda, and other challenges took us through our darkest times, but they also brought out the best in us as a people, and showed the rest of the world the strength and character of the Boholanos.

Thus, we move on because we are determined to win, and we cheer on each other and the entire province when we say, "*Padayon, Bol-anon! Padayon, Bohol!*"

March 25, 2014, City of Tagbilaran, Bohol, Philippines.

  
**EDGAR M. CHATTO**  
Governor





# Table of Contents

Content		Page
<b>MESSAGE</b>	-	
<b>EXECUTIVE SUMMARY</b>	-	<b>i</b>
<b>BRIEF DESCRIPTION OF BOHOL PROVINCE</b>	-	<b>1</b>
<b>PART I. STATE OF LOCAL GOVERNANCE PERFORMANCE</b>	-	<b>8</b>
<b>PART II. FINANCIAL PERFORMANCE</b>	-	<b>28</b>
<b>PART III. PRIORITY STRATEGIES FOR IMPLEMENTATION</b>	-	<b>35</b>
<b>PART IV. OFFICE ACCOMPLISHMENTS BY DEVELOPMENT SECTOR</b>	-	<b>49</b>
• <b>SOCIAL DEVELOPMENT SECTOR</b>	-	<b>50</b>
<b>EDUCATION AND MANPOWER DEVELOPMENT</b>		
○ DEPARTMENT OF EDUCATION (DepEd) – BOHOL SCHOOLS DIVISION	-	<b>51</b>
○ DEPARTMENT OF EDUCATION (DepEd) – TAGBILARAN CITY SCHOOLS DIVISION	-	<b>60</b>
○ OFFICE OF THE GOVERNOR-EDUCATION DEVELOPMENT CENTER	-	<b>86</b>
○ TECHNICAL EDUCATION AND SKILLS DEVELOPMENT AUTHORITY (TESDA)	-	<b>87</b>
<b>HEALTH, NUTRITION AND POPULATION DEVELOPMENT</b>		
○ PROVINCIAL HEALTH OFFICE (PHO)	-	<b>93</b>
○ CONG. SIMEON G. TORIBIO MEMORIAL HOSPITAL	-	<b>118</b>
○ MARIBOJOC COMMUNITY HOSPITAL	-	<b>121</b>
○ CANDIJAY COMMUNITY HOSPITAL	-	<b>126</b>
○ CLARIN COMMUNITY HOSPITAL	-	<b>129</b>
○ CATIGBIAN DISTRICT HOSPITAL	-	<b>133</b>
○ CONG. NATALIO P. CASTILLO, SR. MEMORIAL HOSPITAL	-	<b>144</b>
○ TEODORO B. GALAGAR DISTRICT HOSPITAL	-	<b>150</b>
○ FRANCISCO DAGOHOY MUNICIPAL HOSPITAL	-	<b>153</b>
○ PRES. GARCIA MEMORIAL HOSPITAL	-	<b>157</b>
○ GARCIA MEMORIAL PROVINCIAL HOSPITAL	-	<b>160</b>
○ DEPARTMENT OF HEALTH (DOH)	-	<b>165</b>
○ PHILIPPINE HEALTH INSURANCE CORPORATION	-	<b>169</b>



Content		Page
<b>POPULATION DEVELOPMENT</b>		
○ NATIONAL STATISTICS OFFICE (NSO)	-	171
<b>SOCIAL WELFARE DEVELOPMENT</b>		
○ OFFICE OF THE PROVINCIAL SOCIAL WELFARE & DEVELOPMENT (OPSWD)	-	177
○ OFFICE OF THE GOVERNOR - OFW HELP DESK AND ANTI-ILLEGAL RECRUITMENT DESK	-	184
○ DEPARTMENT OF SOCIAL WELFARE DEVELOPMENT (DSWD)	-	185
<b>HOUSING</b>		
○ HOME DEVELOPMENT MUTUAL FUND (HDMF)	-	211
<b>CULTURE &amp; ARTS PRESERVATION</b>		
○ OFFICE OF THE GOVERNOR - CENTER FOR CULTURE AND ARTS DEVELOPMENT (CCAD)	-	214
○ NATIONAL COMMISSION ON INDIGENOUS PEOPLES (NCIP) - BOHOL COMMUNITY SERVICE CENTER	-	217
<b>• ECONOMIC DEVELOPMENT SECTOR</b>	-	219
<b>AGRICULTURE</b>		
○ OFFICE OF THE PROVINCIAL AGRICULTURIST (OPA)	-	220
○ OFFICE OF THE PROVINCIAL VETERINARIAN (OPV)	-	239
○ AGRICULTURAL TRAINING INSTITUTE (ATI)	-	283
○ BOHOL AGRICULTURAL PROMOTION CENTER (B-APC)	-	294
○ DEPARTMENT OF AGRARIAN REFORM (DAR)	-	312
○ NATIONAL FOOD AUTHORITY (NFA)	-	326
○ PHILIPPINE COCONUT AUTHORITY (PCA)	-	328
○ BUREAU OF FISHERIES AND AQUATIC RESOURCES (BFAR)	-	332
○ BUREAU OF AGRICULTURAL STATISTICS (BAS)	-	341
○ COOPERATIVE DEVELOPMENT AUTHORITY (CDA)	-	344
<b>TRADE AND INDUSTRY</b>		
○ BOHOL INVESTMENT AND PROMOTION CENTER (BIPC)	-	348
○ DEPARTMENT OF TRADE AND INDUSTRY (DTI)	-	351
○ BOHOL EMPLOYMENT AND PLACEMENT OFFICE (BEPO)	-	357
○ DEPARTMENT OF LABOR AND EMPLOYMENT (DOLE)	-	358
<b>TOURISM</b>		
○ BOHOL TOURISM OFFICE (BTO)	-	362
<b>SCIENCE AND TECHNOLOGY</b>		
○ DEPARTMENT OF SCIENCE AND TECHNOLOGY (DOST)	-	367

Content		Page
• <b>INFRASTRUCTURE DEVELOPMENT SECTOR</b>	-	<b>375</b>
○ SUMMARY OF INFRASTRUCTURE DEVELOPMENT	-	<b>376</b>
<b>TRANSPORT AND ACCESS</b>		
○ PROVINCIAL ENGINEER'S OFFICE (PEO)	-	<b>388</b>
○ PROVINCIAL MOTORPOOL OFFICE (PMO)	-	<b>399</b>
○ CITY ENGINEER'S OFFICE (CEO)	-	<b>402</b>
○ DEPARTMENT OF PUBLIC WORKS AND HIGHWAYS I (DPWH I)	-	<b>405</b>
○ DEPARTMENT OF PUBLIC WORKS AND HIGHWAYS II (DPWH II)	-	<b>414</b>
○ DEPARTMENT OF PUBLIC WORKS AND HIGHWAYS III (DPWH III)	-	<b>425</b>
○ PHILIPPINE PORTS AUTHORITY (PPA)	-	<b>430</b>
○ CIVIL AVIATION AUTHORITY OF THE PHILIPPINES (CAAP)	-	<b>435</b>
○ LAND TRANSPORTATION OFFICE I (LTO I) – TAGBILARAN BRANCH	-	<b>438</b>
○ LAND TRANSPORTATION OFFICE II (LTO II) – JAGNA BRANCH	-	<b>439</b>
○ LAND TRANSPORTATION OFFICE III (LTO III) – TALIBON BRANCH	-	<b>440</b>
<b>COMMUNICATION</b>		
○ BOHOL LAW ENFORCEMENT AND COMMUNICATION SERVICES (BLECS)	-	<b>441</b>
<b>WATER AND IRRIGATION</b>		
○ BOHOL WATER AND UTILITIES, INC. (BWUI)	-	<b>442</b>
○ TAGBILARAN CITY WATERWORKS SYSTEM	-	<b>445</b>
○ NATIONAL IRRIGATION ADMINISTRATION	-	<b>447</b>
○ BOHOL PROVINCIAL IRRIGATION OFFICE	-	<b>453</b>
<b>POWER AND ENERGY</b>		
○ BOHECO I	-	<b>454</b>
○ BOHECO II	-	<b>457</b>
○ BOHOL LIGHT COMPANY, INC. (BLCI)	-	<b>459</b>
• <b>ENVIRONMENT MANAGEMENT SECTOR</b>	-	<b>464</b>
○ SUMMARY FOR ENVIRONMENTAL MANAGEMENT	-	<b>465</b>
<b>MANAGEMENT OF LAND RESOURCES AND ENVIRONMENT</b>		
○ DEPARTMENT OF ENVIRONMENT AND NATURAL RESOURCES OFFICE - PROVINCIAL ENVIRONMENT AND NATURAL RESOURCES OFFICE	-	<b>467</b>
<b>MANAGEMENT OF LAND RESOURCES AND ENVIRONMENT</b>		
○ BOHOL ENVIRONMENT MANAGEMENT OFFICE	-	<b>486</b>
<b>ENVIRONMENTAL MANAGEMENT SYSTEM AND CLIMATE CHANGE</b>		
○ PROVINCIAL PLANNING AND DEVELOPMENT OFFICE -ENVIRONMENT MANAGEMENT SECTOR	-	<b>501</b>



Content		Page
<b>• DEVELOPMENT ADMINISTRATION SECTOR</b>	-	<b>509</b>
<b>LOCAL GOVERNANCE</b>		
o GOVERNOR'S OFFICE (GO)	-	<b>510</b>
o SANGGUNIANG PANLALAWIGAN (SP)	-	<b>520</b>
o PROVINCIAL LIBRARY AND INFORMATION CENTER (PLIC)	-	<b>533</b>
o HUMAN RESOURCE MANAGEMENT & DEVELOPMENT OFFICE (HRMDO)	-	<b>537</b>
o PROVINCIAL PLANNING AND DEVELOPMENT OFFICE (PPDO)	-	<b>540</b>
o BOHOL CENTER FOR DEVELOPMENT STUDIES (BCDS)	-	<b>548</b>
o BOHOL INFORMATION, COMMUNICATION AND TECHNOLOGY UNIT	-	<b>550</b>
o DEPARTMENT OF THE INTERIOR AND LOCAL GOVERNMENT (DILG)	-	<b>553</b>
<b>PUBLIC FINANCE</b>		
o PROVINCIAL BUDGET MANAGEMENT OFFICE (PBMO)	-	<b>587</b>
o PROVINCIAL ACCOUNTANT'S OFFICE (PACCO)	-	<b>593</b>
o PROVINCIAL TREASURER'S OFFICE (PTO)	-	<b>597</b>
o PROVINCIAL ASSESSOR'S OFFICE (PASSO)	-	<b>601</b>
o PROVINCIAL INTERNAL AUDIT OFFICE (PIAO)	-	<b>603</b>
o PROVINCIAL GENERAL SERVICES OFFICE (PGSO)	-	<b>604</b>
<b>JUSTICE AND SAFETY</b>		
o PROVINCIAL LEGAL OFFICE (PLO)	-	<b>614</b>
o TARSIER 117	-	<b>617</b>
o PHILIPPINE NATIONAL POLICE (PNP)	-	<b>623</b>
o PHILIPPINE COAST GUARD (PCG)	-	<b>648</b>
o PAROLE AND PROBATION ADMINISTRATION (BOHOL OFFICE 1)	-	<b>666</b>
o PAROLE AND PROBATION ADMINISTRATION (BOHOL OFFICE 2)	-	<b>677</b>
o PAROLE AND PROBATION ADMINISTRATION (TAGBILARAN CITY)	-	<b>692</b>
o PHILIPPINE INSTITUTE OF VOLCANOLOGY AND SEISMOLOGY (PHIVOLCS)	-	<b>700</b>
o PHILIPPINE ATMOSPHERIC, GEOPHYSICAL AND ASTRONOMICAL SERVICES ADMINISTRATION (PAG-ASA)	-	<b>709</b>
o BUREAU OF FIRE AND PROTECTION (BFP)	-	<b>710</b>
<b>PART V. LIST OF ORDINANCES APPROVED IN CY 2012</b>	-	<b>724</b>
<b>PART VI. LIST OF EXECUTIVE ORDERS ISSUED IN CY 2012</b>	-	<b>728</b>
<b>PART VII. POST EARTHQUAKE RECOVERY AND REHABILITATION EFFORTS</b>	-	<b>731</b>
<b>PART VIII. POST- GREAT BOHOL EARTHQUAKE REHABILITATION PLAN</b>	-	<b>751</b>

# xecutive Summary

## INTRODUCTION

The year 2013 was a year of immense challenges. Boholanos faced an unexpected challenge last October 15 – the 7.2-magnitude Great Bohol Earthquake, which shook the entire province and tested its strength and character amidst adversities. The earthquake was closely followed by Supertyphoon Yolanda which, while sparing the province the brunt of its fury, still caused a slowdown in the local economy because of the power shortage.

Despite the two major disasters, the year 2013 was quite colorful, with magnificent celebrations of humanity: first, a celebration of democratic success as the electorate trooped to the polls and elected new leaders at the national and local levels; and second, a celebration of human compassion as people from all walks of life gave a piece of themselves in sharing what they had to the victims and survivors of natural calamities, such as the earthquake and the typhoon.

Shortly after the elections, before the inauguration of the new set of PGBh officials, the current leadership hit the ground running, and started a series of participatory and multi-sectoral workshops to craft the new Bohol development framework, agenda and priority programs and projects.

## ADMINISTRATIVE GOVERNANCE

### Bringing the Government Closer to the People

The Provincial Government of Bohol (PGBh) was brought closer to its constituents through the conduct of three HEAT Bohol Caravans in the Municipalities of Clarin, Trinidad and Ubay; five Outreach Missions in the towns of Sagbayan (covering 24 barangays) and Panglao (covering 10 barangays); 19 Medical and Dental Outreach Missions covering 51 barangays and benefitting 5,499 individuals; assistance to four major Medical and Outreach Missions that benefitted 1,502 individuals; and conduct of People's Day in the Governor's Office Main, Talibon, Carmen, and Jagna satellite offices.

### Local Legislation

The Sangguniang Panlalawigan (SP) passed a total of 25 ordinances and 526 resolutions in 2013. Notable among the approved ordinances are the following: Adopting the Health and Sanitation Code of the Province of Bohol, Institutionalizing the Telephone and Radio System Integrated Emergency Response (TaRSIER 117), and Adopting and pursuing a Public-Private Partnership (PPP) approach towards development, creating a PPP Regulatory Authority and providing appropriations therefor and for other purposes.



## **Planning for Development**

Various plans were prepared such as the 2012 Provincial Annual Report, 2014 Annual Investment Program (AIP), Provincial Road Network Development Plan, Strategic Financial Management Plan, Road Safety Plan, Integrated Transport Plan, and the Bohol Information System Strategic Plan. In addition, the Municipal Comprehensive Land Use Plan (CLUPs) and Facilities Map were updated.

The Provincial Monitoring and Evaluation System (ProMES) was implemented while the M&E Information Management System was developed. Technical assistance was provided by the Provincial Planning and Development Office (PPDO) to PGBh Offices, Municipalities, national government agencies (NGA), and civil society organization (CSO).

Other development planning services given were investigation on water sources, geo-resistivity surveys, water quality/ quantity monitoring, feasibility study preparation, socio-economic profile updating, and assistance to the Provincial Disaster Risk Reduction Management Council (PDRRMC) in the preparation of the Post Great Bohol Earthquake Rehabilitation Plan. The assistance and participation of the PGBh in various special projects and activities of the Official Development Assistance (ODA) agencies shall be discussed in later pages.

## **Budget Management and Revenue Generation**

The Provincial Budget Management Office (PBMO) managed the 2013 Provincial Budget, and assisted the Sangguniang Panlalawigan in the review of 2013 Annual and Supplemental Budgets of 47 municipalities and the City of Tagbilaran. It fully implemented the e-NGAS Budget System and the Medicare *Para sa Masa* Program and the Special Universal Coverage Program on PHILHEALTH of the Provincial Government.

The Provincial Assessor's Office (PAssO) posted an increase in the total taxable assessed valuation of real property by 2% to support local revenue generation program. It installed the E-TRACS Assessment Module, trained encoders of 16 LGUs and migrated the RPTIS data to e-TRACS of six more LGUs. It also improved the Enhanced Real Property Tax Information System (E-RPTIS) - the list of property holdings of tax payers can be viewed at the PGBh website [www.bohol.gov.ph/erptis](http://www.bohol.gov.ph/erptis).

## **Resource Allocation and Utilization**

The Provincial Accountant's Office (PAccO) enhanced, operated, and maintained the Electronic New Government Accounting System (E-NGAS), the Financial Transaction Tracking System (FITTSys), formulated and implemented the enhanced Audit Steps.

On the other hand, the Provincial Treasurer's Office (PTO) implemented and rolled-out the Enhanced Tax Revenue Assessment and Collection System (ETRACS) in 34 Municipalities, updated the Strategic Financial Management Plan (SFMP) in collaboration with all Local

Finance Committee (LFC) offices, and conducted tax campaign especially on low performing municipalities and giving of awards to top performing municipalities.

### **Human Resource Management and Development**

The newly departmentalized Provincial Human Resource Management and Development Office (PHRMDO) crafted the Competency-based Qualification Standards and Merit/Promotion Plan, and the Career-Path and Succession Plan. It also worked for the approval of the Strategic Performance Management System and is still formulating the Office Performance Commitment Review (PCR) and Individual PCR as well as the updating of Human Resource Development Plan.

Awards and recognition activities through the Gov. Edgar M. Chatto Model Employee Award was continued, but was temporarily suspended during the last quarter of 2013, owing to the earthquake. Updating of guidelines and committee composition of the Program on Awards and Incentives for Service Excellence and enhancement of the Human Resource Information System were also done.

The PHRMDO maintained the Level II Accreditation by the Civil Service Commission Central Office while undergoing validation by the CSC for Level III Accreditation.

### **Support to Administrative Governance**

As an office supporting administrative governance, the PLO continues with its mandate to review Executive Orders, Memorandum of Agreements (MOA), Memorandum of Understanding (MOU), Governor's Barangay Life Insurance, Legal Opinions, Contracts, and SP Endorsements, among others. It also handles assigned cases (Criminal, Civil, Labor, Administrative) and performs legal services such as legal representation and litigation, legal documents preparation, administrative investigations, environmental and human rights protection.

Another support to administrative governance is the Information Technology initiatives that have resulted in the development of many in-house applications: Financial Management Information System (FMIS), Human Resource Information System (HRIS), Property Records and Inventory Information System, and Financial Transactions Tracking System (FiTTSys).

Outsourced applications were installed and assisted by the Bohol Information Communication and Technology Unit (BICTU) in various offices like the Electronic New Government Accounting System (e-NGAS) in PAccO, Phil-Animal Health Information System (Phil-AHIS) in the Office of the Provincial Veterinarian and Wise Monkey Information System (OPV), Electronic Budget System (e-budget) in PBMO, Enhanced Tax Revenue Assessment and Collection System (eTRACS) in PTO, Project Monitoring & Evaluation System (ProMES) in PPDO, and the Legislative Tracking System in SP.

BICTU-developed websites maintained under [bohol.gov.ph](http://bohol.gov.ph) and web-based mapping services are discussed further under the Transparency section.



## **Infrastructure Development in Support to Governance**

Provincial offices under infrastructure development that support governance are the Provincial Government Services Office (PGSO), Provincial Engineer's Office (PEO), Provincial Motor Pool Office (PMPO), and the Bohol Law Enforcement Communication System (BLECS).

The PGSO supports administrative governance through infrastructure development of PGBh assets such as the improvement of government buildings, facilities, and hospital facilities of the PGBh funded hospitals. On the other hand, the PEO successfully maintained 157 road sections with 832.544 kilometers of roads, rehabilitated/ improved/ upgraded 12 roads with 20 on-going road projects, and completed the Barangay Farm to Market Roads of six municipalities with eight more still ongoing, funded by the Department of Agriculture. In partnership with the Armed Forces of the Philippines' (AFP) 53rd Engineering Battalion and Kilusang Magkaibigan Multi-Purpose Cooperative, the PEO constructed 24 school buildings with ten more ongoing, and three scheduled to start.

Under the Hospital Modernization Program, ten projects for hospitals are on-going but some were damaged by the 15 October 2013 7.2 magnitude earthquake. The PEO also rehabilitated four (4) bridges after the earthquake.

The New Bohol Airport Construction & Sustainable Environment Protection Project (NBACSEPP) - Resettlement Site Development and Housing was supported by the PEO through technical (plans/designs, POWs, cost estimates, surveys). It has also given infrastructure assistance to LGUs of Bohol in terms of rehabilitation of barangay or municipal roads.

The Provincial Motorpool continued to repair heavy and light equipment, earned income from equipment rental, and assisted in the relief operations. On the other hand, the BLECS received 9,995 incoming messages and transmitted 12,115 messages in both its Gemini and Camp Dagohoy stations. It assisted concerned agencies during the 8 fire incidents in the city and in the different municipalities of the province, although TaRSIER 117 is more popularly called for emergency cases.

## **SOCIAL GOVERNANCE**

### **Increased Access to Health and Social Well-Being Services**

With a goal to increase access to sustainable, improved and affordable quality health and social welfare services, the Provincial Health Office (PHO) is proud to report that neither outbreaks nor epidemics were reported in 2013, even in the period following the earthquake, and that there were no human rabies cases for the last two years (2012 and 2013). However, a decreasing number of underweight children were noted before the earthquake.

The PGBh was able to improve hospital services through the modernization program, which also resulted in increased hospital income from the 10 PGBh-owned hospitals before the earthquake. Assistance to senior citizens, persons with disabilities, and individuals in crisis

situation was also consistently provided; in fact, the Bohol Federation of Disabled Persons (BFDP) is an award-winning federation at the national level because of PGBh partnership with them.

The PGBh attended to 692 cases of Boholano OFWs needing assistance while four major medical and surgical missions (including heart surgeries) have benefited Boholano patients. Funding for PhilHealth coverage of indigent Boholanos increased to P37.6 million, a 100% increase over the previous year. As a testament to the PGBh's outstanding implementation of social welfare programs, the *Gawad Paglilingkod ng Sambayanan* (GAPAS) Award and the *Panata Ko sa Bayan* Award were received last year, on top of the Seal of Good Housekeeping Silver Award from the DILG.

### **Enhanced Delivery of Education and Information Services**

The education of 160 college students was supported under the Pres. Carlos P. Garcia Scholarship Program, giving a total financial assistance of P3.171 Million. Meanwhile, the education of 1,200 more college students under the Bohol Educational Subsidy Program was assisted at a total cost of P3.0 million.

The Teacher Reinforcement Program was implemented, with 155 province-paid public secondary school teachers as program recipients. In partnership with DepEd, the PGBh continued to implement the School Building Program although DepEd's financial allocation has greatly increased after the earthquake, to address the repair and rehabilitation needs of the schools.

### **Maintaining Peace and Security**

Peace and order in Bohol is marked by strong determination, vigilance, and aggressiveness on the part of the law enforcement agencies to increase police visibility, respond and prosecute all sorts of criminality especially on illegal drugs and illegal numbers game. Intelligence and information gathering is also intensified. The role of the community and private sector in these tasks remains indispensable in keeping Bohol an ideal province to live in, raise a family and engage in business.

The Social Integration Program for rebel returnees is still maintained. On the other hand, the Balik-Bohol Reintegration Program was formulated for survivors and evacuees from other provinces who have returned to Bohol to start their lives over again in the wake of Supertyphoon Yolanda.

### **Managing Disasters and Risks**

The 7.2-magnitude Great Bohol Earthquake devastated the province on a holiday, 15 October 2013. Upon request of Governor Chatto, the *Sangguniang Panlalawigan* immediately declared Bohol under a State of Calamity merely hours after the earthquake, which set the tone of quick action and constant readiness for the rest of the province.

While the Command Center of the Provincial Disaster Risk Reduction and Management Council (PDRPMC) was instantly operationalized to conduct Search and Rescue efforts, the relief center was quickly set up at the Bohol Cultural Center, where countless volunteers

patiently lined up waiting for their turn to help pack relief goods for the victims. A multitude of sectors pitched in, without need of call, with the national government at the forefront.

Bohol's own disaster response was considered by many as a model of quick action, reliability and preparedness. Immediate search-and-rescue efforts were conducted by local rescue teams, led by TaRSIER 117, with the assistance of 17 rescue & emergency teams from other provinces.

Guided by the National Disaster Risk Reduction and Management Council (NDRRMC) and the United Nations Office for the Coordination of Humanitarian Affairs (UN-OCHA), the PDRRMC was organized into clusters. For more systematic coordination, each cluster took care of the following relief, recovery and rehabilitation efforts: Food and Warehouse, Logistics, Shelter, Camp Coordination and Management, Health, Education, Water, Sanitation and Hygiene (WASH), Infrastructure, Protection, Livelihood, Nutrition, Early Recovery, Emergency TeleCenter and Information and Communication.

Bohol's method of organizing the relief, recovery and rehabilitation efforts led many people to make observations on the Boholanos' resilience and indomitable spirit. In fact, no less than the President commented on the Boholano resilience in his Christmas message.

The Post-Great Bohol Earthquake Recovery and Rehabilitation Plan, prepared by the Early Recovery Cluster on the basis of component local government unit's (LGU) reports, lists projects that add up to a total of P12.314 billion, broken down into Local Priority Projects totaling to P5.0 billion, and National Priority Projects totaling to P7.314 billion. This plan is now guiding the provincial rehabilitation and recovery efforts, and is the basis of follow-through action by the three Bohol Congressmen and the Governor who is fully intent on the realization of this plan, with the help of the National Government and the sponsorship of President Aquino.

The Great Bohol Earthquake was closely followed by Super typhoon Yolanda which, while sparing the province the brunt of its fury, still caused a slowdown in our local economy because of the power shortage. The month-long power outage was temporarily solved by the Bohol Diesel Plant in Dampas, Tagbilaran City that immediately gave emergency power supply to the hydro-power plants in Sevilla and Loboc.

## **ECONOMIC GOVERNANCE**

The provincial offices under Economic Governance are the Office of the Provincial Veterinarian (OPV), Provincial Agriculture Office (PAO), Bohol Tourism Office (BTO), Bohol Investment Promotion Center, and the Bohol Employment Placement Office (BEPO).

### **LETS HELP BOHOL to empower communities through CHARITY, Fighting Rabies, and BALA**

The OPV's LETS HELP BOHOL Program provided and distributed 246 heads of animals (carabao, swine, chicken) to 13 people's organizations (PO) in 7 municipalities benefitting

160 families. Through the CHARITY project, the OPV distributed 1,051 heads native chicken that were produced at the Provincial Breeding Center as breeder stocks. The Purok Power Movement also distributed 1,595 heads of native chicken to 319 beneficiaries covering 14 municipalities

Fighting rabies, through the Bohol Rabies Prevention and Eradication Program (BRPEP), earned the PGBh a *Galing-Pook* Award. This was made possible by the Barangay Livestock Aides (BALA) who helped in the implementation and monitoring of this program.

Livestock operation centers were maintained to produce breeder animals for livestock dispersal to LGU, PO and private partners. Fourteen municipal native chicken production centers were established with breeder stocks, and other forms of assistance for four months operation.

The Dairy Development Program with an annual milk production of 416,100 liters supported the project *"Gatas sa Eskwelahan para sa Kabataan ug Katawhan"* in 37 schools through the provision of 33 freezers to date. Furthermore, the Artificial Insemination (AI) Program produced a total of 495 heads of carabaos and cattle, and 1,884 goats with a total monetized value of P10,698,000.00.

### **Securing Agriculture and Food Security**

To increase agricultural production levels and address growing demand to bring prices at reasonable rates, the PGBh continued implementing the high-performing agriculture programs such as the Rice Assistance Program for Institutional Development (RAPID). The Department of Agriculture reported that Bohol had the highest-ever production, at 3.4 metric tons per hectare last year, which broke the 2012 record of 3.0 metric tons.

Another notable project is the Bohol Corn Seed Assistance Project (BCSAP) that increased the volume of corn production by 8.3% in 2013. Other ongoing projects are the On-Farm Mechanization Program, High Value Crops Development Projects, Bahay Kubo FAITH HOPE and CHARITY, the Fisheries Resource Management and Development, and the Ka-Assistance for Barangay Agricultural Growth (Ka-ABAG) Program.

A program closely linked to our agriculture sector is the Countryside Development Program – Purok Power Movement (CDP-PPM), although its services go beyond agriculture. The CDP-PPM has sent teams to 64 barangays throughout the province to address their concerns at purok level.

Bohol garnered the Most Outstanding Agricultural Extension Workers in 2013, led by OIC-Provincial Agriculturist, Mr. Larry Pamugas and Mr. Sergio Cuaco, from the Provincial Agriculture Office.

### **Reviving the Bohol Tourism Industry**

Although the tourism sector was already active in the previous years, the Great Bohol Earthquake made it doubly necessary for the key players to promote Bohol as widely as possible, to assure tourists and visitors that all is well, and that Bohol has already risen from

adversity. The docking of an international cruise ship was accommodated at the Loon, Bohol Cruise Ship Port while the province continued to participate in national and international tourism activities, such as the Philippine Travel Mart and the China Outbound Travel and Tourism Market in Beijing.

The “Bohol 50% Sale,” was conducted to further re-activate Bohol’s tourism industry and the PGBh hosted national and international arts and culture activities, such as *Likha Asya*, the Philippine Arts Festival, the Philippine-Korean Friendship Concert, and the Rondalla Rocks Concert. After the earthquake, the COMPETE Project of USAID assisted the Bohol Tourism Rehabilitation Project, that looks closer into local products, prices, promotion and people’s front-line capabilities.

### **Surviving Unexpected Events with Bohol New Investments**

Prior to the earthquake an unprecedented amount of NEW investments were poured in the province, at 90% of the provincial target of P1 billion. Investments generated from businesses with the Department of Trade and Industry (DTI) business name registration is at 90.3% of the target investments of 1 Billion Pesos from January to November, showing a considerable decrease of clients and capitalization on the 4th Quarter, which may be due to unexpected events.

A total of P903,260,275.00 in capitalization was generated within the same period from a total of 2,999 registered enterprises that were processed at the Bohol Bussines One Stop Shop (BOSS). Of that number, 97% are from wholesale and retail trade, the rest are into real estate, transportation and gasoline station operations.

### **Facilitating Employment and Livelihood Opportunities**

The Bohol Employment and Placement Office (BEPO) facilitated the access to stable employment and livelihood to more Boholanos through the usual Local and Overseas Jobs Fairs, Mobile Services of the PRC/NSO and LTFRB, Pre-Employment Orientation Seminar (PEOS) for College Graduating Students, anti-illegal recruitment efforts, and other activities related to employment and livelihood especially after the earthquake in the last quarter of last year.

## **ENVIRONMENTAL GOVERNANCE**

### **Sustainable Environment Management**

Major environmental programs such as the National Greening Program were maintained through the production of 30,000 endemic tree and dipterocarp seedlings at the Bohol Biodiversity Complex and vermi-composting where 7,059 kilos were produced. Minor forest products were raised by the Bohol Environment Management Office (BEMO) with 1,250 assorted demo-stocks produced. Under the Mineral Resource Management Sector, BEMO continuously monitored and enforced the Bohol Mining Ordinance of 2008, and conducted verification surveys at 164 quarry sites.

The PGBh also gave recognition to the Best Performing LGUs on Ecological Solid Waste Management: Jagna 1<sup>st</sup>, Loon 2<sup>nd</sup>, and Cortes 3<sup>rd</sup>. BEMO continued to implement the Pollution Control Program, Environmental Management System, Sustainable Marine Protected Area Management, and the Provincial Environmental Management Information System for the production of environmental maps on quarry permittees and hazards in the province.

## **VALUING FUNDAMENTALS OF GOVERNANCE: TRANSPARENCY, ACCOUNTABILITY, AND PARTICIPATION**

Bohol is a Recipient of the Seal of Good Housekeeping (SGH) for 2012, conferred by the Department of the Interior and Local Government (DILG) in November 2013. The Province is already in the Silver category of the SGH.

### **Transparency**

Concrete steps to show that the PGBh is transparent in its transactions is its compliance to the Full Disclosure Policy of the DILG, regular updating of websites of the whole PGBh including Capitol offices, monitoring and evaluation through the ProMES – Development of Information System, and the involvement of the CSOs, private sector, and other stakeholders in decision-making or consultation processes.

Various websites were developed and maintained under the Provincial Government of Bohol's [bohol.gov.ph](http://bohol.gov.ph) by the BICTU for transparency and clear communication lines and better information dissemination to the general public, and includes the following: Bohol Tourism Office ([tourism.bohol.gov.ph](http://tourism.bohol.gov.ph)), Provincial Internal Audit Office ([piao.bohol.gov.ph](http://piao.bohol.gov.ph)), Provincial Legal Office ([plo.bohol.gov.ph](http://plo.bohol.gov.ph)), Office of the Provincial Veterinarian ([opv.bohol.gov.ph](http://opv.bohol.gov.ph)), Provincial Procurement Management Unit ([ppmu.bohol.gov.ph](http://ppmu.bohol.gov.ph)), Human Resource Live ([hris.bohol.gov.ph](http://hris.bohol.gov.ph)), HRMS Scheduling ([scheduling.bohol.gov.ph](http://scheduling.bohol.gov.ph)), Provincial Accountant's Office ([paccolive.bohol.gov.ph](http://paccolive.bohol.gov.ph)), Office of the Provincial Agriculturist (OPA) ([agriculture.bohol.gov.ph](http://agriculture.bohol.gov.ph)), Bids and Awards Committee Webpage, TaRSIER Webpage, Provincial Planning and Development Office ([ppdobohol.lgu.ph](http://ppdobohol.lgu.ph)), and the Bohol Investment Promotion Center ([boholinvest.com](http://boholinvest.com)).

Aside from maintaining its web-based mapping services, the PGBh also has a Geographic Information System (GIS) in support to provincial offices, Municipalities and National Government Agencies (NGA). It produces updated thematic and base maps, maintains the Tourism Information System ([gis.bohol.gov.ph/tourism](http://gis.bohol.gov.ph/tourism)), the Provincial Environment Management Information System ([gis.bohol.gov.ph/premis](http://gis.bohol.gov.ph/premis)), and the PPDO Interactive Mapping Service ([ppdobohol.lgu.ph/interactivemap/map.html](http://ppdobohol.lgu.ph/interactivemap/map.html))

The Effective Development Communication (EdCOM) Program continued operation to ensure that the public is provided with enough accurate information on the programs/projects and accomplishments of the PGBh through various medium of communication, one of which is the airing of the radio program "*Kita ug ang Gobernador*" every Friday morning,



## **Accountability**

For proper financial accountability, the Provincial Internal Audit Office (PIAO) was created through an SP ordinance. Its institutionalization resulted to the following:

- Chocolate Hills Complex Audit of Revenue Streams
- Baseline assessment of internal control system and Risk Assessment of the PEO, PMPO, BAC, PTO, PACCO, PBMO
- PACCO Audit of Disbursement Enhancement
- COA-AOM , NS and ND Compliance Monitoring

Other accountability measures taken by the PGBh were the proper costing of donations in kind for Earthquake Recovery and Rehabilitation, monitoring of compliance of DILG Full Disclosure Policy Mechanism, improvement of financial management system through the continued use of IT-based system: ENGAS, Ebudget, ETRACS, FMIS, RPTIS, E-Procurement, Bulk Procurement, and the creation of the Provincial Procurement Management Unit (PPMU) of the Bids and Awards Committee (BAC).

## **Participation**

In 2013, the Sangguniang Panlalawigan accredited 18 civil society organizations (CSO), which actively participated in the operation of local special bodies. An increased collaboration and coordination among CSO members was observed in preparation for the CSO Week Celebration.

The Management Executive Board continued practicing participatory processes for policy formulation and implementation, accomplishment reporting, and problem-solving. Meanwhile, the PPDO continues to monitor and encourage the participation of SP-accredited NGOs and POs in the local special bodies.

## **Assistance from ODA Partners, International NGOs, Private Sector and Civil Society Organizations, and Stakeholders from All Sectors**

Bohol's partnership with Official Development Assistance (ODA) agencies has always been strong. But last year, the Provincial Government of Bohol (PGBh) is particularly grateful for those whose programs have helped the province through its most trying times ever.

One of these is the Australian government-funded Provincial Roads Management Facility (PRMF). Another notable assistance is the recent Coordinating Road Investments for Development (CRID) Project, implemented in partnership with the Bohol Chamber of Commerce and Industry (BCCI), which led us to the creation of the Bohol Road Investments Board (BRIB), another trademark innovation of the PGBh.

Another ODA agency is the European Union (EU) that funded the recently-completed Realising DReAMS Project, which enabled six pilot LGUs to use their poverty databases

strategically to pinpoint areas of assistance and project implementation that would be most effective for poverty reduction.

The Philippine Red Cross also extended extremely vital assistance to Bohol, especially in the days immediately following the earthquake. On the other hand, the Japan International Cooperation Agency (JICA) which, aside from fully supporting the New Bohol Airport Construction and Sustainable Environment Protection Project (NBACSEPP), has also been a very strong partner in Bohol's post-disaster response efforts.

The United States Agency for International Development (USAID), through the COMPETE Project, is currently helping in the preparation of a Feasibility Study for a proposed Bulk Water Supply and Sanitation System. The project is also assisting in the development of possible One Bohol Power Generation Project, as well as in crafting the Bohol Tourism Recovery and Sustained Growth Action Plan, which aims, among others, to accelerate the recovery of the tourism sector by restoring visitor confidence and recovering markets.

### **TURNING DREAMS INTO REALITY: MAKING THE BIG LEAP IN 2014, TOWARDS AN EVEN GREATER BOHOL!**

As a result of the updating the Bohol development framework, the Provincial Government now has the HEAT-IT Bohol towards the BIG LEAP agenda, which will be the basis for addressing gaps, issues, and challenges faced by the province, especially after the disasters struck in the last quarter of last year. Here are just a few highlights of the BIG LEAP, big ticket projects:

#### **Health and Sanitation**

Bohol faces the challenge to rebuild infrastructure, to repair its ports, and to rehabilitate and expand the Tagbilaran airport (pending the construction of the Panglao airport). These are the new challenges for 2014: PhilHealth Point-of-Care Enrollment Program, continue the Hospital Modernization Program, implement priority health programs, such as Health Initiative on the Move for Surgery, Obstetrics/ Ophthalmology/ Orthopedic and Gynecology (HIMSOG), implement the Dialysis Center projects in Talibon and Carmen, operation of the Magnetic Resonance Imaging (MRI) equipment at the Bohol Medical Care Institute (BMCI), and review of medicines and medical supplies management. The New Gov. Celestino Gallares Memorial Hospital in Cortes will start construction soon.

#### **Education and Skills Development**

The current administration will continue the Dynamic Learning Program, expand the School Building Program, strengthen the Sports Program, enhance the Scholarship Program, sustain the E-SPES Program, and pursue the On-the-Job Training (OJT) programs.

### **Agriculture and Food Security**

There is a dire need to push for more green economic development projects through agriculture and livestock and strengthen this area through the Countryside Development Program–Purok Power Movement (CDP-PPM). Another strategy is sustaining the anti-rabies prevention and eradication program as well as capacity development of agri- commodity production and marketing.

### **Tourism and Livelihood**

Investments outlook for 2014 is extremely optimistic; hence, the intention to pass the amended Bohol Investment Code, with upgraded incentives for investors. The Provincial Government is already preparing for upcoming international activities: International Choral Festival, Dragon Boat Racing, and the DEFY Triathlon Event.

Furthermore, the PGBh also has to promote Meetings, Incentives, Conventions and Exhibitions (MICE), and provide further stimulus for Bohol’s local economy, to enable more inclusive growth and equitable progress for Boholanos.

Another strategic decision is to optimize Bohol’s newfound status as a geological learning destination to help re-activate the tourism industry, taking particular note of unique geological formations such as the “Great Wall of Bohol”, the uplift along the coastline of Maribojoc and Loon, and other geological changes

### **Information Technology**

The forthcoming completion by May 2014 of the Broadband Highway of the Philippine Long-Distance Telephone Company, as bared by the PLDT Team, will make Bohol’s ICT scorecard hit a perfect score of 100 for ICT infrastructure. Taking up the challenge to make Bohol as the next destination for the BPO and KPO industry is now within reach for the present administration.

### **Governance**

Updating the Provincial Development and Physical Framework Plan (PDPFP) and mainstreaming Disaster Risk Reduction Management into the PDPFP is an urgent area of action. There is also a dire need to fully implement the Provincial Monitoring and Evaluation Information System (PMEIS), Strategic Performance Management System (SPMS), Capacity Development Program, and Competency-based Qualification Standard.

To bring government closer to the people, the PGBh will embark on a series of HEAT-IT Bohol Caravans, Medical Missions, and Outreach Missions. Meanwhile, the radio program “*Kita ug ang Gobernador*” will continue for continued transparency and direct communication with the public.

## **Finance**

Enhancing Public Financial Management (PFM) for the 2014 Budget, amounting to P1.5 Billion Pesos, is quite a challenge for the PGBh, just like the full implementation and roll-out of the Enhanced Tax Revenue Assessment and Collection System (ETRACS) in all municipalities. Another ambitious task of the Local Financial Committee is fund-sourcing to support priority development programs and projects including the implementation of the Post-Great Bohol Earthquake Rehabilitation Plan.

Other gaps, issues, and challenges that have to be acted upon are: updating the Revenue Code, public-private partnership via joint venture or straight leasehold arrangement, full implementation of bulk procurement, pilot-testing of e-Procurement System, and the establishment of a Public Enterprise Management Unit (PEMU).

## **Infrastructure**

Urgent action is expected from the PGBh and the national government in the rehabilitation of roads and bridges damaged by the earthquake, as well as strategic improvement and upgrading thereof, all within the umbrella of our Post-Great Bohol Earthquake Rehabilitation Plan. In fact, DPWH has already allocated more than P1 billion for the works to be undertaken in 2014. Of equal importance is the rehabilitation of earthquake-damaged ports in Tagbilaran City, Tubigon, Talibon, Getafe and Catagbacan in Loon. Next is the improvement of the Tagbilaran City Airport, pending the completion of the New Bohol Airport in Panglao.

The New Bohol Airport Construction and Sustainable Environment Protection Project (NBAC-SEPP) is now undertaking the bidding process for airport construction and needs to be given full attention and action to bring the project at least into an operational status before the term of President Aquino ends by 2016. The SEPP component of this project will pilot the improved design of Sewage Treatment Facilities (STFs), to enhance the quality of waste management in Bohol.

Other infrastructure concerns are the rehabilitation and maintenance of PGBh buildings and facilities, construction of Records and Archival Building, proper study and preparatory activities/ fund sourcing for the construction of new Provincial Government Center, construction, rehabilitation and improvement of hospitals and health facilities, construction of school buildings, proper maintenance and repair of heavy equipment, and barangay waterworks development.

A pressing challenge that was realized after the earthquake and super typhoon last year is the development of new power sources in Bohol through public-private partnership (PPP) arrangements to prevent the repeat of a total black-out in the whole province. An equally challenging concern is surface water development through PPP arrangements and inter-LGU collaboration. The rehabilitation or construction of small reservoirs and communal irrigation system remain a development gap in agriculture.

Under the Bohol Rehabilitation Plan, a total amount of P12,313.80 M is needed as shown in the summary of all projects by sector shown herein:

<b>Sector</b>	<b>Amount</b>
Infrastructure Development Sector	P 5,887.34 M
Social Development Sector	4,431.01 M
Economic Development Sector	1,207.20 M
Development Administration Sector	788.25 M
<b>Total</b>	<b>P 12,313.80 M</b>

Other programs and projects that the present leadership fully intends to realize soon are:

- Redesign of the Loon, Bohol Cruise Ship Port
- Village-level Coconut Processing Center, to be funded by the DA and PCA
- Bulk Water Supply Development Project (thru PPP)
- One Bohol Power Project (thru PPP)
- Philippine Rural Development Program (PRDP)
- Danajon Reef Development Program

An exciting development is developing the Province of Bohol into a Center for Heritage Preservation and Rehabilitation, in a collaborative undertaking with the national government, the Church, and the private sector. This has already been initially funded with P600 million from the national government starting with the rehabilitation of the belfry of Baclayon Church.

The present leadership is not daunted by the challenges posed for the year ahead. Boholanos have shown their faith and resilience amidst the adversities and are now moving on with a strong determination to win. Though the whole province may have been shaken badly by the disasters, the spirit of the Boholanos remains strong. Everybody is one in saying “*Padayon, Bohol!*”

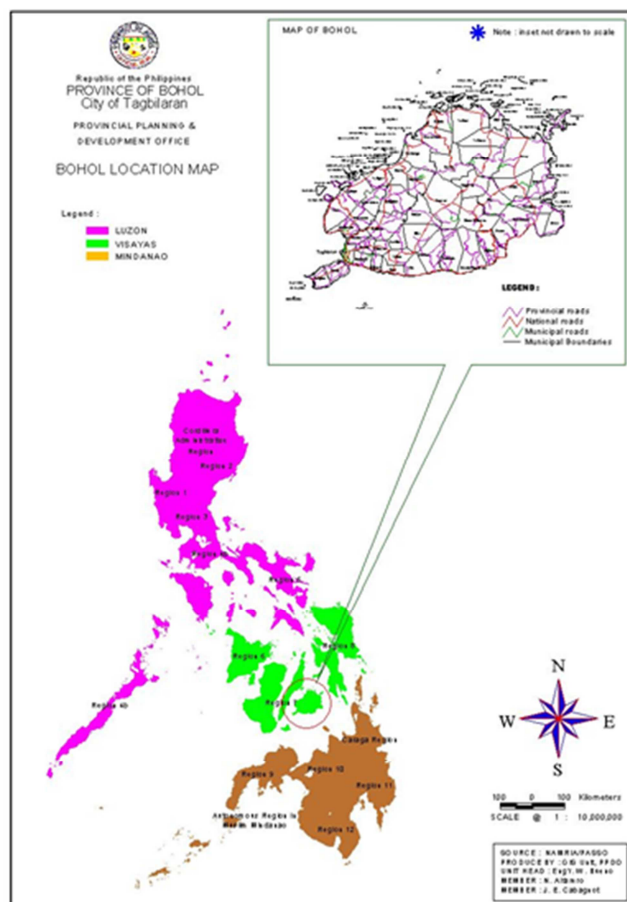
# Brief Description of Bohol Province

## Location

Bohol is an island province of the Philippines located in the Central Visayas Region (Region 7) consisting of Bohol Mainland and 75 minor surrounding islands. Its capital is Tagbilaran City. Bohol is the tenth largest island of the Philippines, with a land area of 4,117.26 square kilometers (1,589.68 sq mi) and a coastline of about 261 kilometers (162 miles) long. To the west of Bohol is Cebu Province, to the northeast is the island province of Leyte and to the south, across the Bohol Sea is Mindanao.

## Population

In the 2010 Population Census, Bohol's population reached 1.255 Million, showing a 10% increase from the 2000 population count. Average annual growth rate is pegged at 0.97%, which is lower compared to the Central Visayas' growth rate of 1.77% and the national average annual growth rate of 1.90%. In year 2013, estimated population of the province was 1.292 Million. With the average growth rate, it is expected that Bohol's population would reach to 1.382 Million and 1.522 Million in year 2020 and 2030, respectively.



## Physical Resources

Bohol is endowed with a rich biodiversity and natural resources that play an essential role in guiding its future development for agriculture, industry, tourism, settlements, culture and infrastructure in both the medium and long-term time frame. It has a high diversity of flora and fauna found in the different ecosystems of the island such as its forests, reefs, farmlands, in zones along creeks and rivers, caves and marine areas. The quality of life in any given area is extremely dependent on the vibrant condition of these ecosystems and biological resources.

Bohol has a total land area of 411,726 hectares with 654 kilometers of coastline and 6,245 square kilometers of municipal waters covering its major islands and islets. The province



is within four major resource boundaries, i.e., upland/forestry, lowland/agriculture, coastal/marine and water boundaries.

Bohol's water supply system for domestic, agricultural and industrial uses is mainly based on 2,224 springs, 59 rivers and 200 creeks. There are 22 rivers basins/watersheds that are valuable sources of water for drinking and irrigation. Surface water from rivers and streams in these basins are impounded and distributed for irrigation, electric generation, industrial use as well as for domestic use.

Surface water in Bohol feeds its watersheds. There are 3 major watersheds in the province that have been declared as protected areas under the NIPAS. The largest reserve is the Wahig-Inabanga Watershed covering 16 municipalities with an aggregated area of 14,000 hectares. The second, and first to be proclaimed as a watershed forest reserve in Bohol, is the Loboc Watershed with an area of 10,450 hectares, part of which is inside the Rajah Sikatuna Protected Landscape. The third is the Duero Watershed (that covers an area of 3,620 hectares. The map below shows the location of these watersheds.

According to the Mines and Geo-Sciences Bureau of the DENR, Bohol has large deposits of metals and minerals such as limestones, manganese, silica, dolomite, gold, deorite, chromite, rock phosphate, guano (organic fertilizers) and pebbles.

75% of Bohol's land are classified as alienable and disposable (A & D) land. The total area devoted to agricultural use is 273,950 hectares or 45 percent of the total land area of the province. Of the total agricultural area, 50 percent or 156,944 hectares is utilized for the planting of major crops such as rice, corn, coconut and rootcrops.

Bohol's public forestland or timberland occupies an area of about 101,271 hectares or roughly 25 % of its total land area. Almost 15% or 75,766 hectares of the province's land area is under protection through NIPAS System and are classified as environmentally constrained and critical areas.

### **Economy and Priority Industries**

The economy of Bohol is largely agri-based with agricultural activities focused on the cultivation of crops on its vast agricultural land. With this, home-based industries, which are mostly of the micro and cottage types, play a vital role in the economy. The government continues to provide support to sustain the development and production of major crops such as palay, corn, high value commercial crops, fisheries through upland and marine aquaculture, organic agriculture and livestock.

Tourism is another industry, which is sustaining and significantly gaining influence on the province's economy. The province of Bohol is considered among the favorite and leading destinations in the country not only of domestic but also of foreign tourists. Local industry players are continuously innovating and improving their tourism assets to sustain the interest and positive inflow of tourist in the province.

The agriculture sector continues to account for a greater portion of provincial employment. On the average, the agriculture sector provides employment to 42 percent of the total

employed persons in the province. Following this is the 36 percent share represented by the services sector and the industry sector at 22 percent.

### **Agriculture**

Agricultural activities in Bohol are mainly involve on the cultivation of food crops such as palay, corn, coconut, fruits (mango, banana, watermelon, calamansi, papaya and pineapple), vegetables and rootcrops with rice the major staple food in the province, raising of livestock and in fisheries. Rice is the major staple food in the province and is utilizing a significant area of its agricultural land.

Major rice producing municipalities in terms of land area planted are: Ubay, Trinidad, Pilar, Dagohoy, Alicia, San Miguel and Carmen. Land holdings of small rice farmers are generally limited, ranging from 0.6 to 2 hectares. For the past three years, Bohol's rice production has been increasing attributed to the development interventions the government has introduced to farmers. In 2013, Bohol has reached a record high production of 3.3 metric tons per hectare, higher than the 2012's 3.0 metric tons.

As an alternative food for rice, corn is consumed by about 16% of Bohol's population. The industrial demand for this crop is also increasing, as the livestock sector in the province continues to prosper. In 2013, corn production has increased by 8% compared to the 2012 production.

Coconut is the major commercial crop in Bohol. Although the province is also producing other commercial crops like abaca, coffee and cacao, it is coconut that is widely and significantly produced. With the increasing price of copra, farmers remained to have positive outlook of such crop.

Livestock and poultry production in the province are considered significant sources of food and income for its populace. The province's ruminant production is centered on cattle, carabao and goat raising which are predominantly on the backyard scale. Cattle has the largest population among the ruminants in Bohol. Bohol's hog production is predominantly (94%) on a backyard scale. There are about 18 municipalities identified as major key production areas of hog in the province with commercial hog farms largely concentrated in the 3rd District of the province.

For poultry, its population in the province is generally native, comprising about 96% of the total chicken inventory. There are about 23 municipalities in the province identified as key production points. Generally, chickens are raised in backyards. However, a number of commercial raisers for layer and broilers have been established in the province, mostly concentrated in the 1st and 3rd Districts.

Fishing is the second source of income and livelihood in the province where 33% of its population is directly dependent on it. With its growing population, the demand for fish and marine products has increased exponentially, which caused some concerns on the supply flow as well as of prices.

## **Tourism**

The province is endowed with rich natural and historical assets to include the Chocolate Hills, the tarsier, white sand beaches, dive sites, heritage structures, and vibrant history and culture of its people. To sustain its tourism development, Bohol, through the Provincial Government, has conducted the Tourism Summit, which paved the way for the promotion and marketing of the province's unified tagline "Heart of the Islands, truly Philippines!". In order to improve further the industry, the government is pushing for the standardization of tourism products and services through accreditation of primary and secondary enterprises, capability enhancement of tourism service providers and other schemes. The development of economically and environmentally and socially sustainable tourism products will also be pursued and assisted. The BTO continues to implement initiatives to support the creation and reactivation of tourism products especially those community-based projects to improve local economies. Product evaluation and capacity-building trainings are given for service providers in front line.

Meanwhile, Municipal Local Government Units are also sustaining the operation of their tourism attractions, products and facilities. Among these municipalities include Loboc, Danao, Catigbian, Carmen, Panglao, Valencia, Anda, Dausi, Loon and Bien Unido.

## **Trade and Industry**

Apart from the growth of investments in the tourism sector which remains to be prominent in Bohol, the province is promoting for the development of service industry on business processing outsourcing and off-shoring that has high potential in generating employment needed for the province's quality labor force. Efforts on policy advocacy, stakeholders' consultation, setting of competitive costs and enabling environment and improvement of infrastructure facilities have improved the readiness of the province to receive investments. The Bohol Investment Promotion Center (BIPC) and the Information, Communication and Technology Council have initiated partnering with industry players and accessing technical assistance of building the province's image as an ideal destination for business process outsourcing.

Meanwhile, the continued operation and stable growth of micro, small and medium economic enterprises (MSMEs) in the province has led to the generation of jobs. Government support has been provided for trainings, business consultancies, trade facilitation and business registration, all to sustain this economic driver. The Department of Trade and Industry has also initiated programs such as trade fairs, market linkage and SME display centers that significantly contributed to the export and domestic sales of Bohol products.

The operation of the Bohol Business One-Stop Shop (BOSS) has served a significant number of clients in the province for business name registration and other services. In 2013, a total of P903 Million was generated from a total of 2,999 registered enterprises that were processed at the BOSS. It is worthy to note that of that

number, 97% are from wholesale and retail trade, the rest are into real estate, transportation and gasoline station operations.

### **Information Technology**

Bohol has taken up the challenge to become the next destination for Business Process Outsourcing (BPO) and Knowledge Process Outsourcing (KPO). In partnership and cooperation of the private sector, necessary Information, Communication and Technology (ICT) infrastructures are currently being upgraded and installed to ensure that the province will be able to provide investors the broadband highway required to set up BPO/ KPO business ventures. Such industry prospect will be able to provide a new significant source of employment for the province's competitive labor force. Government, on the other hand, will have to continue to provide the business-friendly environment, to promote investments. Tagbilaran City, for example, has already been identified as an emerging destination for the BPO/ KPO industry since many locators have found Bohol as an ideal province for their business.

### **Special Economic Zone/ Industrial Estates Development**

The establishment of special economic/ industrial zones in the province is important in the generation, promotion and diversification of investments. Possible areas of investments are in light manufacturing and agro-industries that support primary production and processing. The northern part of Bohol being near to the industrial center of Cebu is identified and prepared for the eventual industrialization of Bohol. The northern corridor of Bohol was identified as the zone for industrial development in the province. The close proximity of the northern part of Bohol to the booming industrial center of Cebu has stimulated the provincial government's zeal to prepare for the eventual industrialization of the province. The availability of land for industrial use and its strong agricultural base can serve as an expansion area for the region's bullish urban and industrial growth. The province has seen the establishment of a special economic zone as critical to the generation of investments in light manufacturing and agro-industries. The Northeastern Industrial Corridor spans from the municipalities of Clarin, Inabanga, Buenavista, Getafe, Talibon, Bien Unido, Trinidad and Ubay.

Economic development in the province has been pushed through investments in various primary growth areas. For tourism, investments are focused for accommodation facilities, health and wellness tourism facilities, retirement villages, agri-tourism establishments, transportation services, restaurants and food outlets. For agri-business, investors are starting to pour in capital for aquaculture, post-harvest facilities, feed mill, meat processing, coconut processing and high-value crop production. Investments for light manufacturing, on the other hand, will be more towards crafts, processed foods, farm implements and furniture. For services, investments for information technology, media, medical services and facilities, engineering and human resource development are considered promising. Considering the growing power requirements of the province, investments for off-grid power source development, generation and transmission are also being sought.

# Bohol's Development Framework

The Provincial Government of Bohol has adopted a framework that guides all its programs, projects and activities towards equitable and accelerated prosperity of the province. It is this framework that establishes the context for good governance in Bohol.

## Vision:

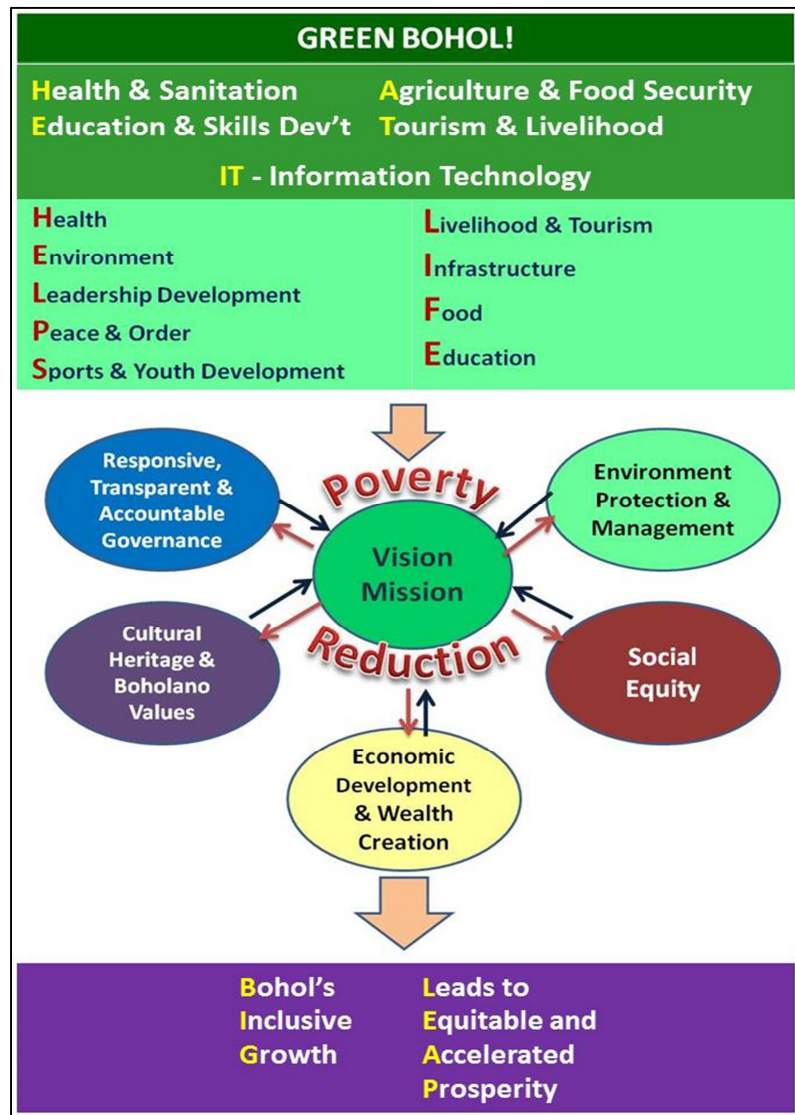
Bohol is a prime eco-cultural tourism destination and a strong, balanced agri-industrial province, with a well-educated, God-loving and law-abiding citizenry, proud of their cultural heritage, enjoying a state of well-being and committed to sound environmental management.

## Mission:

To enrich Bohol's social, economic, cultural, political and environmental resources through good governance and effective partnerships with stakeholders for increased global competitiveness

## Bohol's Development Agenda:

The Provincial Government of Bohol has continued to pursue its development agenda to ultimately attain the vision and mission of the province. The provincial leadership, with the renewed mandate from Boholanos after the local and national election in 2013, has vowed to further strive and work together to improve the welfare and socio-economic condition of constituents. Building on the successful and notable initiatives of the previous term, the Provincial Government, in consultation with partners, stakeholders and clients,



has decided to carry on the programs and projects geared towards addressing poverty and providing the necessary services that the province deserved.

It has been publicly known that the Provincial Government has been implementing programs for the promotion and development of **H**ealth and Sanitation, **E**ducation and Skills Development, **A**griculture and Food Security, and **T**ourism and Livelihood (HEAT). To re-affirm these priorities, a participatory planning and consultative workshop was organized and attended by government leaders and officials, civil society organizations and the private sector. From such an activity, the stakeholders were united in expanding the development priorities of the province to include the promotion of **Information Technology**-based industry and services in Bohol, noting on the prospects that the province has been identified as an emerging destination for the BPO/ KPO industry.

Guided by these priority directions, the province exerts all efforts and utilizes its resources to implement development interventions that are consistent with its set H.E.L.P.S. L.I.F.E. strategies:

**Health** – Improving access to quality integrated health services and facilities

**Environment** – Ensuring sound environmental management

**Leadership Development** – Promoting efficient, transparent and responsive bureaucracy

**Peace and Order** – Maintaining peace and order with citizen participation

**Sports and Youth Development** – Integrating sports, youth and vulnerable sectors like the elderly and differently-abled persons in relevant development programs

**Livelihood and Tourism** – Generating sustainable livelihoods and enterprises

**Infrastructure** – Building and upgrading infrastructures

**Food** – Ensuring food sufficiency

**Education** – Promoting access to quality education at all levels that upholds cultural heritage and Boholano Values



# State of Local Governance Performance

Based on the Local Governance Performance Management System (LGPMS) of the Department of the Interior and Local Government (DILG), the accomplishments, programs and projects of the Provincial Government of Bohol for the year 2013 are summarized in 5 performance areas namely - Administrative Governance, Social Governance, Economic Governance, Environmental Governance, and Valuing the Fundamentals of Governance. The succeeding section presents the major accomplishments of the organization by performance areas, which cut across the achievements of various development sectors.

The detailed accomplishments of the Provincial and National Government Agencies and Departments are reflected in Part IV of this Annual Report.

## On Administrative Governance

Administrative Governance looks into innovations and effective government services, local legislation, development planning, revenue generation, resource allocation and utilization, customer service and human resource management and development.

Sensitive to the needs of constituents, the Provincial Government of Bohol continues to implement initiatives aimed of providing better services and facilities to Boholanos. Non-traditional ways of delivering these services are being undertaken to bring government closer to its people and ensure that their needs are identified and addressed. An on-going activity of the Provincial Government is the conduct of the HEAT-IT Caravan - **H** (health and sanitation), **E** (education and technology), **A** (agriculture and food security), **T** (tourism and livelihood), **IT** (Information Technology), which basically is a means of providing all the services of government to communities. The HEAT-IT Caravan brings all available services of the Provincial and National Governments, civil society organizations and the private sector to a location, and delivers services such as medical and dental care, agriculture support, livelihood assistance, infrastructure support, social welfare services and administrative services. In 2013, the Provincial Government was able to conduct 3 HEAT-IT Caravans in the municipalities of Clarin, Trinidad and Ubay, benefitting a total of 88 barangays and serving about 46,965 individuals.





Another continuing innovation is the conduct of Outreach Missions (Mini-HEAT-IT Caravans) in beneficiary municipalities, which focuses more on medical services. 19 Medical and Dental Missions are also being undertaken in 2013, which covered 51 barangays and benefitting 1,502 individuals. In partnership with local and international medical groups, the province was able to host 4 major Surgical Missions, which helped a significant number of beneficiaries.



In terms of livelihood development, the Provincial Government is implementing the Countryside Development Program – Purok Power Movement, which empowers local communities to work together and be productive to improve their living conditions. Services and capability-building trainings and start-up assistance on agriculture and livestock are provided, among others, to beneficiaries under an established monitoring mechanism.

To be nearer to constituents, the Satellite Offices of the Office of the Governor continue to operate in the municipalities of Talibon, Jagna, and Carmen. Regular People's Day is being conducted in these offices with the governor himself meeting the constituents and directly addressing their various pressing concerns. The People's Day is also regularly being undertaken in Tagbilaran City where the seat of the Provincial Government is located. Assistance and facilitation are being provided through the various departments of government.

In terms of maintaining executive and legislative collaboration, the Provincial Government of Bohol has updated its Development Framework which basically serves as a guide for its executive and legislative agenda. The updated development framework sets new strategies, and programs and projects aligned with the vision and mission of the province, in consideration of the current socio-economic situation, opportunities and challenges.

As to effectiveness in **local legislation**, the Sangguniang Panlalawigan (SP) of Bohol has approved 25 ordinances and passed 526 resolutions in 2013 which are supportive, in one way or another, to the development priorities of the Provincial Government as well as of other local government units and the general public. Among the notable accomplishment of the SP include the enactment of the Health and Sanitation Code, the Public-Private-Partnership Code and the institutionalization of the Telephone and Radio System Integrated Emergency Response (TaRSIER 117).



Several ordinances and resolutions were also approved and passed for the updating/ amending or strengthening the implementation of existing codes such as the Revenue Code, Administrative Code, Environment Code, Children's Code, Bohol Investment Code, Bohol

Arts Cultural Heritage Code, Bohol Organic Agriculture Code and the Health and Sanitation Code.

The SP is maintaining a Legislative Tracking System (LTS) for a more efficient management, tracking and monitoring of legislative actions. Paperless sessions are also being pushed with the use of information technology (IT) – based facilities.

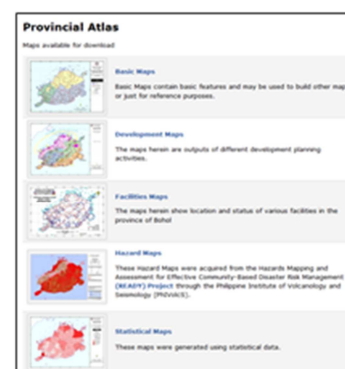
In the area of **development planning**, consultative and participatory mechanisms are always employed by the provincial leadership to ensure that all stakeholders and sectors are considered in development plans and policies.

After the 2013 elections, the Management Executive Board (MEB) of the Provincial Government conducted a Term Assessment as well as the review of the Development Framework of Bohol. Through this workshop and with the participation of the SP, congressmen, civil society organizations, the business sector and academe, the development framework was updated with new relevant strategies and outlook identified and supported.



As mandated in the Local Government Code, the Provincial Development Council (PDC) has been active in appraising, prioritizing and coordinating the implementation of socio-economic programs and projects in the province. In 2013, the PDC was reconstituted with its new members – especially with the newly-elected local chief executives and public officials, and the members of the civil society organizations, who were accredited by the SP. Important matters were discussed by the PDC Full Council and Executive Committee during the year including the Annual and Supplemental Investment Programs, Bulk Water Supply, Solar Power, Integrated Solid Waste Management and Infrastructure Projects. PDC approval and endorsements of various plans were also done for the Provincial Road Network Development Plan (PRNDP), Strategic Financial Management Plan (SFMP), Road Safety Plan (RSP), Integrated Transport Plan Framework, Bohol Information System Strategic Plan (BISSP), and Bohol Earthquake Rehabilitation Plan.

The Provincial Planning and Development Office (PPDO), as the planning arm of the Provincial Government, maintains socio-economic database and information which are useful not just for the government but also for development partners, researchers and students. Among the reports that the PPDO prepares include the Bohol and Sectoral Socio-Economic Profiles, Economic Facts and Figures and the Quarterly Economic Situationer. The PPDO also maintains a website wherein users can access various plans, monitoring reports, data directory as well as the socio-economic database. Also accessible at the website is the Provincial



Atlas that contains various thematic maps of Bohol, prepared by the GIS unit of the Office.

On **revenue generation**, the Provincial Government has collected about P1.274 Billion from all sources (local revenues, the Internal Revenue Allotment and other external sources). Among the local revenues that contributed to the PGBh coffers include collection from hospitals, real property tax, share from the chocolate hills, rental of spaces and facilities and tax on transfer of property ownership.



Having a significant IRA dependency remains to be a challenge in the area of public financial management (PFM). While efforts have been undertaken to increase local revenues, the developing a sustainable source of internally-generated funds is considered a priority. In consideration to this, the Provincial Government has updated its Strategic Financial Management Plan (SFMP), where new strategies for better PFM are identified with specific projects and activities committed to be conducted by concerned offices. The SFMP is specifically aimed at helping the PGBh achieve financial sustainability and greater independence from the national government, increase availability of funds needed to maintain and improve quality government services. Strategies are also identified for the improvement of resource management mechanisms.



In the aspect of **resource allocation**, the Provincial Annual Budget for 2013 has been approved within the prescribed period. The Annual Budget is considered responsive to the financial requirements of the Annual Investment Program and satisfies the budgetary, statutory and contractual requirements and the general limitations set by government guidelines.

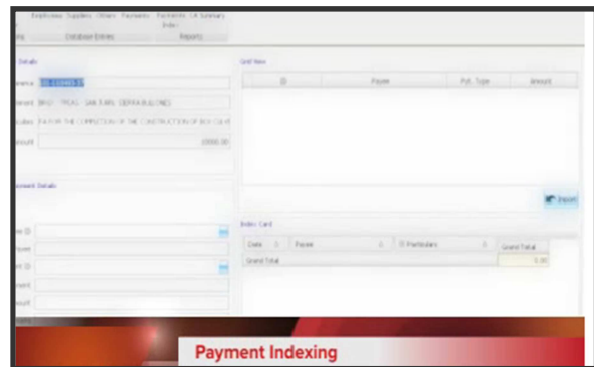


The implementation and utilization of the Annual Budget has been given due focus of the expanded Local Finance Committee (LFC) of the Provincial Government. The LFC has been active in discharging its mandates, particularly in recommending to the Governor and SP policies and actions relating to revenue projection and collection, expenditure allocation and management. The LFC also assisted the SP in the review of department/ provincial budget as well as the budgets of component city and municipalities.





Meanwhile, as part of the strategy of improving public financial management, the Provincial Internal Audit Office (PIAO) has been strengthened with the creation of necessary positions for the office, including its Department Head. The PIAO has been effective in the conduct of baseline assessment of internal control systems and risk assessment audits in various offices of the Provincial Government. Special audits are also being undertaken as directed by the provincial leadership. PIAO's operation, with the support of all offices in implementing reforms, will definitely improve the Provincial Government's financial management systems and processes.



Furthermore, the Provincial Government continues to operate IT-based systems for better efficiency in the management, recording and reporting of financial transactions. Running financial systems include the Electronic New Government Accounting System (E-NGAS), Electronic Budget (E-Budget), Financial Transaction Tracking System (FiTTSys), Enhanced Tax Revenue Assessment and Collection System (ETRACS), and the Enhanced Real Property Tax Information System (e-RPTIS).

In terms of **human resource management and development**, the province has prioritized the capacity-building of its personnel and officials in order to enhance capabilities to perform assigned mandates and responsibilities. A Human Resource Management and Development Plan (HRMDP) has been approved and implemented, providing opportunities for personnel to enhance working skills, knowledge and attitudes based on the training needs assessment. The province is fortunate to be a recipient of capacity development assistance from various funding agencies such as the Provincial Roads Management Facility (PRMF), National Government Agencies and other sponsoring entities. Correspondingly, the Human Resource Development Committee (HRDC) has been organized to recommend to the Governor matters relating to short and long term training for employees.

The Office Performance Evaluation System (OPES) and Performance Evaluation System (PES) are being implemented by all offices to set and track performance. Initiatives have also been undertaken for the approval, establishment and full implementation of the Strategic Performance Management System (SPMS) to ensure that personnel performance are linked with organizational performance thereby improving individual employee efficiency and organizational effectiveness.

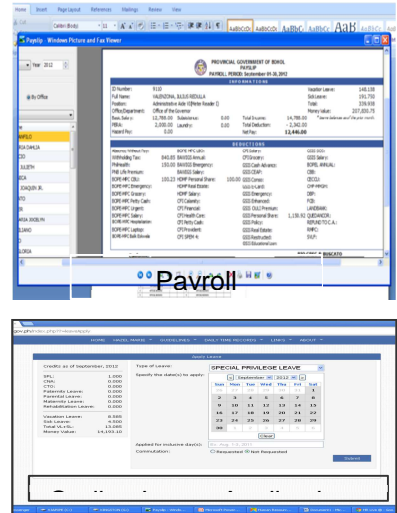


As a means of recognizing good employee performance, the Gov. Edgar M. Chatto Employee of the Month Award is being implemented. Nomination and selection mechanisms are being followed by each office to determine their awardee. Awarding ceremonies are held every month during the Convocation Program.

To further promote employee welfare, the Health and Wellness Program is pursued to provide provincial employees and officials free annual medical and dental check-up.

Meanwhile, the Human Resource Management Information System (HRIS) has been enhanced with new features and modules to allow the system to be more responsive to the HR information needs of the organization.

The Human Resource Management and Development Office (HRMDO), on the other hand, have been strengthened with the creation of necessary positions for the office such as the Department Head. The HRMDO is spearheading all the HRD programs of the Provincial Government as well as in sustaining the Level II Accreditation of the Civil Service Commission Central Office. Currently, validation process is on-going for the Level III CSC Accreditation of the Province.



## On Social Governance

With the primary goal of improving the delivery of **health services**, the Provincial Government continues to implement its Hospital Modernization Program for all its 10 hospitals. With the assistance from the Department of Health and various international donor organizations, medical equipment, facilities and hospital structures are upgraded to provide better and reliable services to constituents.



For a more strategic health service delivery, the Inter-Local Health Zones are established that clustered the municipalities in the province into 6 health zones. This would allow better facilitation and referral of patients who need utmost health care and attention.

As previously mentioned, the Provincial Government also spearheaded the conduct of medical and surgical missions, in partnership with local and international medical groups such as the Gift of Life Foundation, Association of Filipino Physicians of Southern Illinois, and the Korean Medical Mission Group. Furthermore, apart from the regular HEAT-IT Caravans, the Office of the Governor also operates its own Medical Outreach Unit that provides direct services to constituents in remote barangays through its Mini Heat Caravans.



The Provincial Health Office (PHO), on the other hand, pursues its various health programs and projects for dengue prevention and control, dental services, environmental health and

sanitation, family planning, HIV/STI/AIDS prevention, prevention of blindness, and tuberculosis. Other initiatives undertaken by the PHO include the Non-communicable Diseases and Adolescent Youth and Development Program, Nutrition Program, Renal Diseases Prevention and Control Program and the Provincial Rabies Program.

During calamities in the province, the PHO, through its Health Emergency Management Staff (HEMS) unit provided various services in support to the overall disaster response of the Provincial Government. After the October 15 earthquake, Medical and Technical Teams were deployed in different municipalities to provide Health, WASH, Nutrition and Psychosocial services to the affected population. Medicines and medical supplies were also provided to cover the needs of the community.

In the area of health care coverage, the province continues the implementation of the Special Universal Coverage Program on Philhealth/ Medicare Para sa Masa, allowing the less privileged to access health services and avail of the benefits from Philhealth. In 2013, the program provided free Philhealth coverage to 31,224 households. Primary Health Care Program is also undertaken through the continuing support for barangay health workers and nutrition scholars.

For the **education**, the Provincial Government is determined to continue the School Building Construction Program through its Long-term Partnership in Education with the Department of Education (DepEd) and the Armed Forces of the Philippines (AFP). In 2013, about 24 school buildings were completed.

Unfortunately, as an after-effect of the earthquake, significant number of public classrooms and school buildings were damaged in the province. With this, convergence of efforts was made among relevant agencies, local government units, CSOs and the private sector to ensure that classes in schools are not significantly disrupted. Temporary learning spaces are set up in schools, while tents, tarpaulins, learning school kits and teaching materials were provided to schools. Construction and repair of schools buildings are underway for the various schools in the province.

Meanwhile, the Provincial School Board continues to play a vital role in the determination of various programs and projects for public schools in the province, especially those that will be funded from Special Education Fund (SEF).

The Office of the Governor, through the Education Development Center (EDCenter), is also in direct supervision and coordination with various stakeholders for the implementation of programs for education development. Among these programs include the Pres. Carlos P. Garcia Scholarship Program, wherein a total of 160 college students-beneficiaries were given assistance in 2013. The Bohol Educational Subsidy Program is also being continued benefitting a total of 1,200 college students. The Provincial Government is also supporting a





total of 155 public secondary school teachers through its Teacher Reinforcement Program geared towards increasing the number of teachers deployed in public high schools. Furthermore, a total of 26,500 volumes of donated books from the Children International Inc. were distributed to public elementary and secondary schools and municipal libraries.

One of the major concerns that the 2013 earthquake has left the province is the rebuilding of thousands of totally and partially damaged houses. The Provincial Government, through the Shelter Cluster of the PDRPMC, with the assistance of the DWSD, NHA and local/ international humanitarian groups and the civil society organizations, is

working for the immediate and long-term solutions of this social concern. Through concerted efforts, temporary shelters (tarps, tents and bunkhouses), transitional and core housing solutions are provided for affected families. Housing repair kits were also given.

The construction of shelters for affected families is the primary priority of the province in the following months. It is expected that significant number of houses will be provided to beneficiaries with the support of the provincial and national government, the private sector, and local/ international humanitarian donors, and generous individuals.

In the aspect of maintaining **peace and order**, there is an observable active convergence at the Provincial Peace and Order Council (PPOC) for the implementation and coordination of various peace and order initiatives in Bohol. Continuing programs are pursued for the campaign against illegal drugs, illegal gambling, loose firearms, protection of environment and natural resources, and in the maintenance of internal security of Bohol.

The province remains to be generally peaceful as local governments, in partnership with the PNP, AFP, civil society and local communities, implement socio-economic development programs and projects especially in far-flung and hinterland barangays. Such collaboration sustains the Province's insurgency-free status. This is supported by the Countryside Development Program thru the Purok Power Movement, which aims to promote livelihood in local communities through agriculture and livestock development.



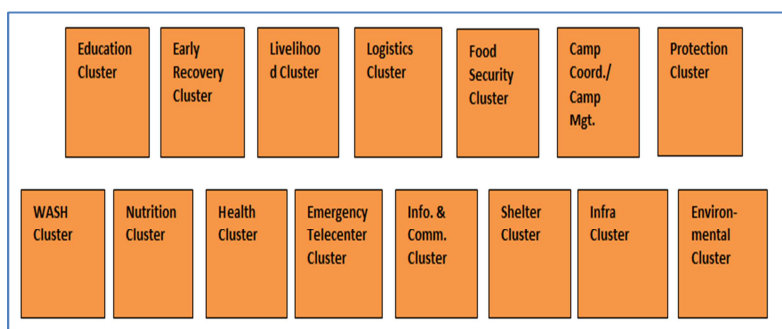


The Social Integration Program is also being continued which pushes for the integration of rebel returnees into the mainstream society. Projects of this program is sustained for the Kauban sa Reporma (KR) through IKRMT, JVAC and CRFR wherein beneficiaries are provided with legal, livelihood, financial, and psychosocial assistance. Among the livelihood assistance include provision of grocery packs as start-up capital for sari-sari store and the distribution of livestock and feeds.

In another matter, the **natural disasters** that struck Bohol in 2013 greatly affected the lives of Boholanos. The 7.2 magnitude earthquake as well as several typhoons, landslides, and floods have tested the province's resilience as it faces the challenges of **recovery and rehabilitation**. With these disasters, the Provincial Disaster Risk Reduction Management Council (PDRPMC) has been very active in coordinating and managing all disaster response activities. For instance, the PDRPMC command center was established right after the

earthquake. It directly coordinated with other LDRPMC of LGUs, ensuring that needs of communities are determined and provided. Personnel of the Telephone and Radio System Integrated Emergency Response (TaRSIER) 117 directly swung into action, spearheading search and rescue efforts with the participation of 17 other rescue teams from all over the country.

For the post-earthquake initiatives, the immediate search & rescue, retrieval, and relief efforts were conducted through cluster approach as introduced by the United Nations Office for the Coordination of Humanitarian Affairs (UN-OCHA)



Daily meetings were conducted to ensure coordination and tracking of progress of all activities undertaken by all clusters with their respective member-agencies. In a span of 3 months, these clusters have achieved a lot, directly providing the services, goods and facilities to victims and survivors.

Bohol is grateful for the overwhelming support that its people received from all government agencies, local and international humanitarian groups, civil society organizations, the private sector and from the general public. Pres. Benigno Aquino's immediate arrival and repeated visits in the province, together with the Cabinet Secretaries, assured Boholanos of sustained support from the national government over the long term, considering the financial and technical requirements for the total rehabilitation of Bohol.

The disasters in 2013 underscore the need to increase public awareness on disaster preparedness, risk reduction and climate change adaptation. It also proved the importance of vertical and horizontal coordination among government organizations, to synchronize and harmonize disaster response efforts leading to a more effective and timely delivery of goods and services to victims and survivors. It is also essential to enhance local DRRM capacities, on top of coordination between local DRRMs, down to barangay/purok level (rescue, relief efforts, facilities). There is also a need to mainstream DRRM to local plans and strictly enforce laws and policies related to zoning, land use, and building construction

In a related matter, the operation of the TaRSIER 117 has provided the Boholanos better emergency response for medical, police and fire-fighting related services. In 2013, TARSIER 117 was able to dispatch services for 2,148 emergency cases. Continuing efforts are undertaken to improve further its capabilities through training of personnel, acquisition of support facilities and improving disaster response in the municipalities.



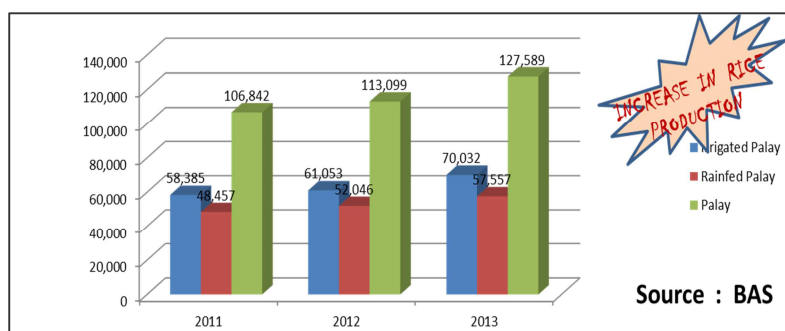
## On Economic Governance

The Provincial Government has been unwavering with its programs and projects to further improve Bohol's local economy. Strategies have been implemented to stimulate growth for its economic drivers – mainly for agriculture, tourism, trade and industries.

For agriculture, several initiatives are undertaken not only for helping farmers increase their productivity and income but also developing them to become entrepreneurs. Under the Rice Program, the Provincial Agriculture Office (OPA) continues to implement the High Quality Seed Utilization Project, which addresses the problem of availability of quality seeds and develops the entrepreneurial skills of farmers. The Rice Commercialization Project, on the other hand, encourages farmers to use quality and superior varieties of seeds and helps them reduce production costs, thus, increasing their income. The On-Farm



Rice Mechanization initiative is also on-going to improve production facilities for the efficient application of rice technologies to increase production and preserve rice quality. With all these efforts and in partnership with farmers groups, Department



of Agriculture and local government units, Bohol's rice production in 2013 reached 3.3 metric tons per hectare, which is considered the highest-ever in the province.

OPA is also implementing the Agri-Corn Program, which covers the procurement and distribution of Open-Pollinated Variety (OPV) Corn Seeds to farmers and ensures the availability of quality seeds in the province. Various capability-building activities are also provided to enhance the knowledge, skills and ability of corn farmers and technicians.



For high value crops development, the OPA continued the procurement and dispersal of ubi tubers, peanut, vegetable seeds for farmer-beneficiaries, walk in clients, HEAT and Agri HEAT Caravan and CDP-PPM project activities. Such activities will help promote the production of high value crops as an alternative source of income for rural communities.

Meanwhile, the Bahay Kubo-Food Always in the Home (FAITH), Herbal Organic Plants Enhancement (HOPE), and Chicken Always Ready in the Yard (CHARITY), has sustain project implementation with the continuing support for the raising of 18 kinds of vegetables from the Bahay Kubo song, including upland fish culture, livestock raising and DOH-approved herbal plants propagation.



Under the Fishery Resources Development and Management Program, the OPA also implemented the Upland Aquaculture Development, which facilitated and promoted the production of tilapia fry for dispersal to beneficiaries. Finglerlings were also dispersed with the support of freshwater hatchery of BFAR. The production of giant African Hito is also continued. OPA also provided technical assistance to 262 owners of backyard fishponds transferring technologies to increase production. Further, the Marine Aquaculture Development is also being undertaken, particularly giving priority for seaweeds and oyster production, providing financial assistance to basic family needs and livelihood/ skills development to Marine Protected Areas.




Meanwhile, the OPA is maintaining the Bohol Organic Agriculture Technology (BOATech) Center in Ubay as a support facility for the promotion of organic agriculture in the province. The center has produced considerable volumes of organic inputs such as NFTS, Vermi worms and vermin compost. Production projects have also produced herbal and endemic crop, agro-forest and fruit tree seedlings, grafted seedlings, gumamela planting materials and coconut seedlings.



For the enhancement of livestock production, the Office of the Provincial Veterinarian (OPV) has implemented programs and projects in various locations in the province. It has maintained the Provincial Livestock and Poultry Farm in Bilar. The farm serves as a pooling area for pass-on repayments, production of breeder animals as source for the dispersal to LGU, people's organization and private partners. OPV has also supported for the establishment of 14 Municipal Native Chicken Production Centers.



OPV has also pursued the Dairy Development Program with a total annual milk production of 416,100 liters in 2013 as well as the Dairy Male Calf Fattening Project.



Under the Breeder/ Draft Assistance Program, OPV has distributed native chicken for the CHARITY initiative. Furthermore, a total of 246 heads (carabao, swine) were provided and distributed under the LETS HELP Bohol initiative.



Artificial Insemination (AI) is also given a priority by strengthening AI services in the municipalities through the conduct of regular program assessment, monitoring and provision of logistic support/technical assistance to municipal-paid technicians.

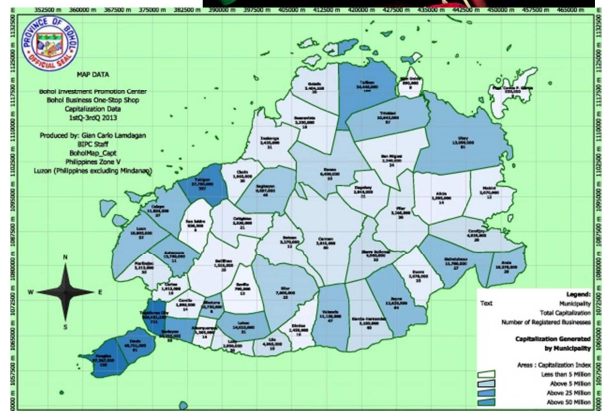
Diagnostic biological infrastructure and services in the province are also enhanced with the operation of the Provincial Animal Health Care Unit and Laboratory with equipment and fixtures provided through the Provincial Roads Management Facility (PRMF). The OPV continues to implement activities for the prevention and control of economically important diseases as well as agri-vet caravans and animal health clinics during HEAT-IT Caravans.

For employment and job generation, the Bohol Employment and Placement Office (BEPO) implemented the Pre-employment and Orientation Seminar to assist and guide job-seekers. In 2013, a total of 5,184 participants were assisted through these seminars. Mobile services were also facilitated with the participation with the Professional Regulations Commissions, National Statistics Office and the

Land Transportation Franchise and Regulatory Board. BEPO also conducted other activities related to employment and job generation such as jobs fair, OFW welfare facilitation, solicitation of job vacancies and placement of workers.

The Special Program for the Employment of Students is also undertaken by the Provincial Government, hiring about 960 students in 2013.

For the promotion of business and trade, the Bohol Business One-Stop Shop (B-BOSS) is operated that served over 3,000 clients in 2013. Investments generated from businesses with DTI BN registration is at 90.3% of the target investments of P1 Billion Pesos. Such level of investments may have been affected by the unexpected natural calamities in the province during the year. As shown in the geographical map, the capitalization generated from registered enterprises (January to September) are mostly in Tagbilaran City, Dauis, Panglao, Tubigon, Baclayon and Talibon. Through the Bohol Investment Promotion Center (BIPC), investment promotion activities are





undertaken to include investors meeting, concept planning, MSMEs promotion, information, communication and technology (ICT) meetings, business profiling and updating of data for investment promotions.

Tourism development, on the other hand, is pursued by the province through the marketing and promotion spearheaded by the Bohol Tourism Office (BTO) in partnership with tourism industry players. Activities

include coordination for the feature of Bohol in various media outlets, participation in tourism travel and trade fairs and highlighting Bohol to international tourism markets through the TPB. Tourism promotion collaterals such as brochures, maps and flyers are also being produced and strategically distributed.

Product development for potential and new tourism products is also being assisted by the BTO to ensure that the province maintains its appeal to

local and foreign markets.

After the 2013 earthquake, the tourism industry in Bohol somehow slowed down considering the damage it has brought to tourism facilities, access roads, and basic infrastructures. With these, the Bohol Tourism Rehabilitation Project was implemented with the assistance of the United States Agency for International Development (USAID) through the COMPETE Project. Such project is being

supported by LGUs, the Provincial Tourism Council and the private sector. Part of this initiative is the implementation of the Communication Plan to deliver the message that Bohol has become a more exciting destination and that tourism in the province has become more resilient. Another component of the project is the assessment and planning for potential tourism products, operationalization of the countryside tours with alternate stops and routes, and the launching of existing attractions which have been rehabilitated and operated after the earthquake.

For culture and arts development, the Provincial Government hosted a number of celebrations and events to include exhibits and concerts showcasing talents, Likha Asya and Sayaw Pinoy, the Philippine-Korean Friendship Concert and the Philippine High School for the Arts Dance workshops.



## On Environmental Governance

*Forest Ecosystems Management.* The Provincial Government, through the Bohol Environment and Management Office (BEMO) has managed and operated the Bohol Biodiversity Complex that continues to produce endemic trees and dipterocarp seedlings. It

has also produced minor forest products/ demo stocks such as bamboo, rattan, buri in support to the cottage industry in the province. Support is also given for the National Greening Program through participation in tree planting activities.

A number of trainings and seminars were also conducted and facilitated by BEMO related to forest resource management that include the Growing and Maintaining of Fruit-Bearing Trees, Environmental Awareness seminar, mangrove nursery establishment and management training, Tree Care and Management and Soil and Water Conservation Measures. These trainings were conducted in partnership with civil society organizations and NGOs, the academe and international volunteer groups.

For *Mineral Resource Management*, regular meetings were conducted by the Provincial Mining Regulatory Board. Efforts were also undertaken for the IEC of the Bohol Mining Ordinance of 2008 and other Environmental Laws during ABC Meetings. BEMO also continuously monitors and enforces the Bohol Mining Ordinance of 2008, which include the processing of application for sand and gravel and other quarry resources, verification survey at quarry sites, permitting and licensing of quarry resources, and apprehension of illegal SAG/ OQR operators.

In the area of *coastal marine ecosystem*, the Provincial Government, in partnership with CRM key stakeholders from the national government agencies, LGUs and NGOs continues to work together for the management, conservation and protection of the province's coastal/marine resources. Marine Protected Areas (MPA) have been strengthened through the conduct seeding of high valued species like giant clams to help enhance biodiversity of coastal areas most specifically in marine protected sites. Information, education campaigns were also conducted for the sustainable MPA management.





The BEMO has also conducted MPA network assessment and review of network management plan, particularly for the DuGJan MPA. Technical assistance is also provided to various LGUs in the conduct of coastal resource assessment, formulation of municipal coastal resource profile and coastal resource management plans.

For coastal resource protection, the Coastal Law Enforcement Councils (CLEC) continue to operate in their area of jurisdiction. Municipal coastal law enforcement plans have been formulated and implemented with the cooperation of coastal communities and relevant government agencies.

Efforts for *Solid Waste Management*, on the otherhand, include technical assistance to MLGUs for the Waste Assessment and Characterization Study (WACS) and Seminar/Orientation on RA 9003 focusing on its mandatory requirements, the prohibited acts, impacts and opportunities of waste management. Through the Ecological Solid Waste Management Board, recognition was given to the Best Performing LGUs on Ecological Solid

Waste Management Practices. The Provincial Government is also instrumental on the current status of construction of the Albuquerque Cluster Sanitary Landfill Project, wherein the Phase 2 is already completed.

The Provincial Government continues to implement its Environmental Management System (EMS) Program. Through the sustain efforts and cooperation of all offices and departments in 2013, the organization was granted the Registration Certificate of ISO 14001:2004 by a third party Certifying Body in January 2014. Among the activities conducted include the promotion and internalization of the PGBh Environmental Policy Statement, IEC and monitoring on PGBh Environmental Management Program (EMP), and conduct of EMS Internal Audits. The benefits of implementing EMS include reduction of cost through more efficient use of resources, reduction of damage to the natural and human environment, effective planning and management, improvement of relations with regulatory agencies and reduction of environmental and health risk among personnel.



Special environmental projects are also implemented by the Provincial Government through the Provincial Planning and Development Office (PPDO). Among these special projects is the Mainstreaming Disaster Risk Reduction Management in the updating of the Provincial Development and Physical Framework Plan (PDPFP), which is basically adopting the guidelines for the enhancement of the PDPFP integrating DRRM and Climate Change Adaptation. Several preparatory activities were conducted during the year including the finalization of the Hazard Profile and Risk Assessment in Bohol.

Another project is the Building Climate Resilient Ecosystem in Bohol, which is supported by the Climate Change Commission. This project aims to build adaptive capacities of communities to increase the resilience of vulnerable sectors and natural ecosystems to climate change and optimize mitigation opportunities towards gender-responsive and rights-based sustainable development.

Furthermore, the AusAid Public Sector Linkages Project (PSLP)-Capacity Strengthening of 5 Provincial Governments & State Universities in Integrating Climate Change Adaptation and Disaster Risk Reduction in the Philippines is also being spearheaded by the PPDO. This project aims to build the capacities of the LGUs, researchers and faculty members of the State Universities and Colleges (SUCs) and provide them with additional knowledge and good practices on undertaking disaster risk reduction and climate change adaptation.



The Realising Development of Resources and Access to Municipal Services (DReAMS) Project, which is a European Union funded action, seeks to enable and support local authorities to achieve sustainability in their services and urban governance and assist in the attainment of Millennium Development Goals 1 and 7. The Project aims to facilitate two tested and accepted innovative tools to the local authorities: the environment and natural resource management system (*ecoBudget*) and the Poverty Database Monitoring System (PDMS); and the linking of both tools to improve local planning. In the line with its aims, the objectives of the DReAMS Project are to increase awareness among politicians, decision-makers and general public on local and regional environmental and socio-economic issues; capacity building; natural resources management; and poverty reduction.



### **Valuing Fundamental of Governance**

*Participatory processes* have been institutionalized in all Provincial Government undertakings. In planning, budgeting, decision-making and policy formulation and project implementation, participation of all stakeholders are always encouraged to ensure that all aspects of development are taken into consideration. Consultative mechanisms are being implemented through the operation of various local special bodies and councils as well as in the various committees and technical working groups created for the implementation of special projects and activities.

Government affairs are open to the public. Civil society organizations, the private sector, the academe, people's organizations, and the religious sectors are, in one way or another, involved in various government consultative processes. Such mechanism facilitates better and comprehensive results of discussions and actions, promotes ownership and public interest, and enhances transparency in government operations.



One notable achievement of the current leadership is formalizing the partnership between the Provincial Government and CSOs through a covenant of cooperation. Collaboration is strengthened with the regular conduct of general assemblies and technical working group meetings. Projects have been implemented with government and CSO counterparts, may it be through financial, technical or facilitation support. In 2013, the Provincial Government has awarded the Outstanding CSOs in Bohol and supported the CSO Week Celebration. The level of interest by CSOs and private sector has definitely improved with this current established mechanism. Accreditation process of CSOs by the Sangguniang Panlalawigan continues to allow more external organizations to participate in local special bodies.

Another installed mechanism for participation at the management level is the continued operation and the Management Executive Board (MEB). This board is chaired by the Governor with all department/ office heads and SP representative as members. The frequent and regular meeting of the MEB allows better participation in policy formulation and implementation, accomplishment reporting and problem-solving within the bureaucracy.

At the department/office level, general assemblies are conducted and attended by all personnel. This would allow the office to discuss strategic directions, new developments and directives, current activities, issues and concerns as well as suggested solutions. The conduct of such meetings promote better coordination and understanding among personnel functions and affairs, resolves issues, and generates ideas for better efficiency and effectiveness of office operations. Offices are also encouraged to hold regular management committee (ManCom) meetings to discuss proposed policies and upcoming activities.




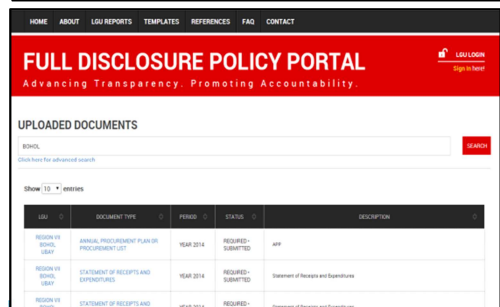
To enhance *transparency*, the Provincial Government continues to implement strategies that allow the general public to know better the operations and affairs of government. For matters relating to financial transactions, the Full Disclosure Policy of the DILG has been complied regularly, through the posting of relevant financial reports at the Official Website and FDP Portal as well as in conspicuous places.

Transparency on the Provincial Government's various available services, process flows, fees and charges are also being enhanced with the posting of Citizen's Charter in each of the offices/ departments. Such facilitates better service delivery as well as accountability of concerned personnel in offices.

The Provincial Government utilizes several modes of media in the dissemination of information to the public related to accomplishments, programs and projects, special activities and upcoming events. The "Kita ug ang Gobernador", a weekly radio program, has been effective in reaching the masses and general public, conveying the affairs of the provincial government of the week, and directly addressing the concerns raised by constituents. The continued operation of the Effective Development Communication (EdCOM) Program has allowed the government to provide sufficient and accurate information to the public through radio, print and the internet.

The official website of the Provincial Government and the attached websites of different offices are also regularly updated to provide internet users accurate news and information on the various initiatives of the government. Reports, plans and other relevant information are available, allowing the public easy access to facilitate studies, research, planning, and monitoring.

Improved transparency is among Bohol's strengths that contributed its inclusion as recipient of the Seal of Good Housekeeping (SGH) for 2012, conferred by the Department of the Interior and Local Government (DILG) in November 2013. The Province is already in the Silver category of the SGH.



With the aim of improving *financial accountability*, financial management systems of the Provincial Government are being enhanced through the use of IT-based facilities by various financial offices. As mentioned in the earlier section, the province is maintaining the E-NGAS, FITTSYS, E-Budget, ETRACS, FMIS and RPTIS to facilitate the recording, reporting, storage and retrieval of financial transactions.

The Provincial Accountant's Office (PAccO), has updated its financial transaction guidelines "Paspas kon Kompleto", to expedite the processing of financial documents. Offices are also continuously being guided and briefed on new COA and DBM guidelines to ensure compliance.

Meanwhile, the operation of the PIAO has strengthened compliance to various recommendations of the COA relative to the issued audit observations concerning different offices. PIAO has also conducted baseline assessment of internal control system and risk assessment for offices. The Office is also involved in the enhancement of PAccO's Audit of Disbursement procedures.

# Budget Performance and Financial Statements

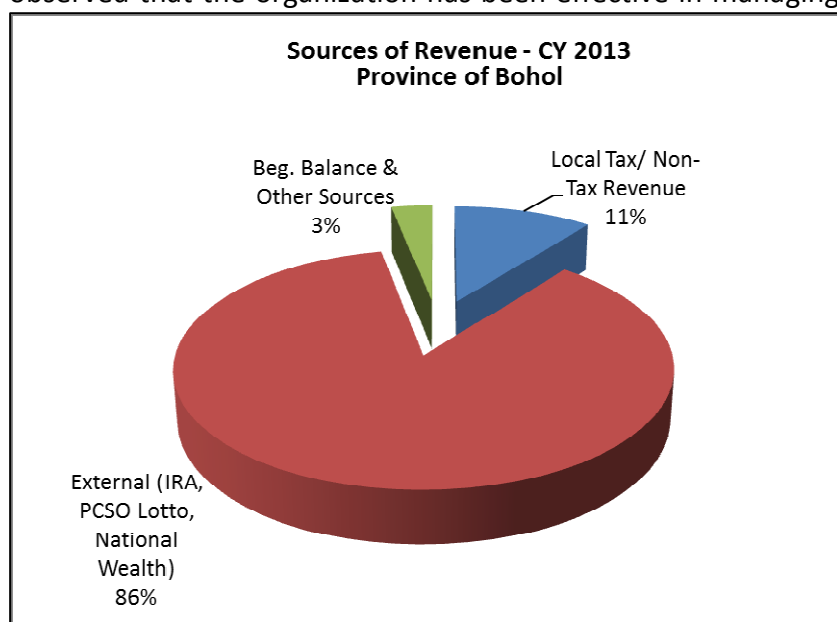
## Highlights on the 2013 Financial Performance of the Provincial Government

The year 2013 has been a challenging period for the Provincial Government as the province was struck by natural calamities that significantly affected the lives of Boholanos. The 7.2 magnitude earthquake in October 15, 2013 not only disrupted the daily normal activities of people but also the operation of the Provincial Government for the 4<sup>th</sup> quarter of the year as disaster response and early recovery efforts were given the utmost priority. The post-earthquake situation in the province also somehow affected the financial management aspect of the government, in terms of revenue generation as well as its level of spending. However, in terms of the accomplishments of the Provincial Government for the entire year, it can be said that the organization has generally implemented its priority programs and projects within its human resource and financial capacities, taking into consideration the intervening circumstances such as calamities and emergencies. Furthermore, the organization continues to adhere to sound fiscal management practices following the principles of transparency and accountability and at the same time being responsive to the needs of Boholanos, consistent with its mandates set in the Local Government Code. Considering the limitations of its financial resources, the Provincial Government faces the continuing task of efficiently utilizing its available funds while ensuring to produce the outputs and outcomes desired in the course of the implementation of various programs, projects and activities, supportive to the agreed development agenda.

Looking into the details of the financial performance of the Provincial Government for the year 2013, it can be observed that the organization has been effective in managing its financial resources in such a way that necessary funds were raised to support the regular operation and implementation of development projects.

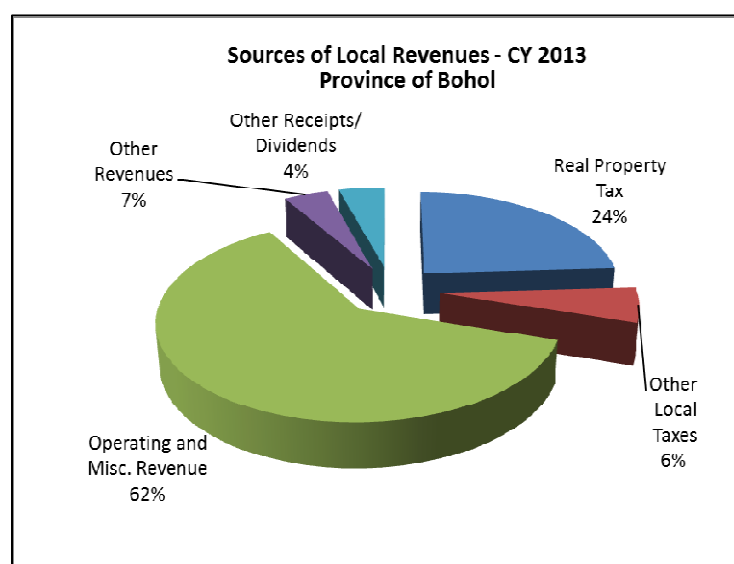
Collection for the review year has posted a total of P1.274 Billion which were raised from locally-generated revenues as well as from external sources such as the Internal

Revenue Allotment (IRA). As shown in the pie graph, the IRA and share from the national government remain to be the main source of revenue accounting to 86%. Local tax and



non-tax revenues only contributed about 11% to the total funds for the year. Beginning balance and other sources, which are basically coming from unappropriated funds, shared 3%. While the level of total revenues is lower compared to that of year 2012, it is worthy to note that in 2012 additional funds from external sources were received by the Provincial Government such as the proceeds from the loan for the Hospital Modernization Program and other sources like the Provincial Roads Management Facility and the Local Governance Support Fund. The beginning balance used in 2012 is also higher compared to 2013.

Sources of Local Revenues CY 2013	Amount (in Million Pesos)	% to Total
Real Property Tax	32.250	24%
Other Local Taxes	7.707	6%
Operating and Misc. Revenue	82.388	62%
Extra Ordinary Receipts	5.568	4%
Other Receipts/ Dividends	5.784	4%
Total	133.698	100%



As to collection from local sources in 2013, it can be observed that a considerable level of financial resources was raised from operating and miscellaneous revenue. For the year, collection from such source accounted to 62% of the total locally-generated revenues. Included in this source are collection from the hospitals, share of the chocolate hills complex, secretary fees, rental of office spaces/ business facilities and rental of heavy equipment. Collection from real property taxes, which is slightly higher compared to 2012 collection, accounted about 24%. This includes real property tax collection from current year, prior years and penalties. Other local taxes comprised,

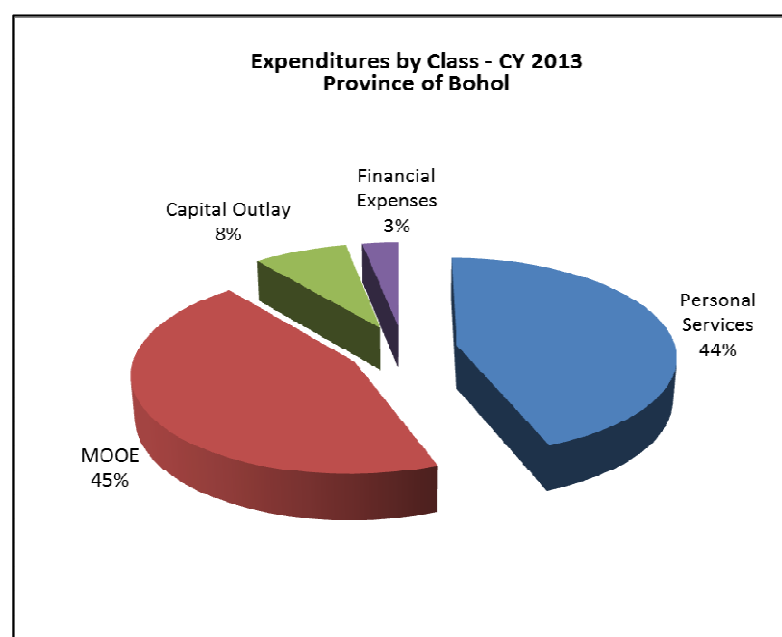
among others, collection from transfer of real property ownership, tax on delivery trucks and vans, franchise tax, tax on sand and gravel and amusement tax. Collection from these sources shared 6% of the total local revenues. Meanwhile, extra-ordinary receipts and other receipts/dividends both accounted 4%.

As part of the Provincial Government's efforts to improve public financial management particularly on revenue generation, the organization continues to face the challenge of meeting or even exceeding target collection levels. In 2013, total collection fell short by 7% from the estimated revenues for the year. While collection may have been significantly affected by the earthquake which disrupted tax collection efforts and hindered the operation of income-generating facilities, implementation of appropriate strategies will have to be continued consistent with the updated Strategic Financial Management Plan of the Provincial Government. Among the identified strategies include the logical and realistic estimation of revenues and establishment of new economic enterprises to boost locally-generated revenues.



As to the spending and expenditure pattern of the Provincial Government, financial reports showed that a total of P1.137 Billion was obligated/ spent in year 2013. Such expenditures cover the day to day operation of the bureaucracy and the implementation of priority programs and projects. Looking into the expenditures by Class, it can be observed that a total of P511.778 Million was spent for Maintenance and Other Operating Expenses (MOOE), which accounts about 45% of the total obligation for the year.

<b>Expenditure by Class - CY 2013</b>	
<b>Expense Class</b>	<b>Amount (in Million Pesos)</b>
Personal Services	502.474
Maintenance and Other Operation Expenses (MOOE)	511.778
Capital Outlay	89.038
Financial Expenses	34.212
<b>Total</b>	<b>1,137.502</b>



Personal Services, which basically covers all salaries and benefits of personnel, reached to P502.474 Million, sharing about 44% of the total expenditures. Capital outlay, which include the procurement of equipment, construction of facilities, infrastructures and other related capital expenditures, reached to P89.038 Million or sharing about 8%. It is to be noted that both figures for MOOE and Capital Outlay already covered obligations under the 20% Development Fund, Non-Office and the Provincial Disaster Risk Reduction Management Fund. For the payment of the financial obligations, a total of P34.212 Million was used representing 3%

of the total expenditure.

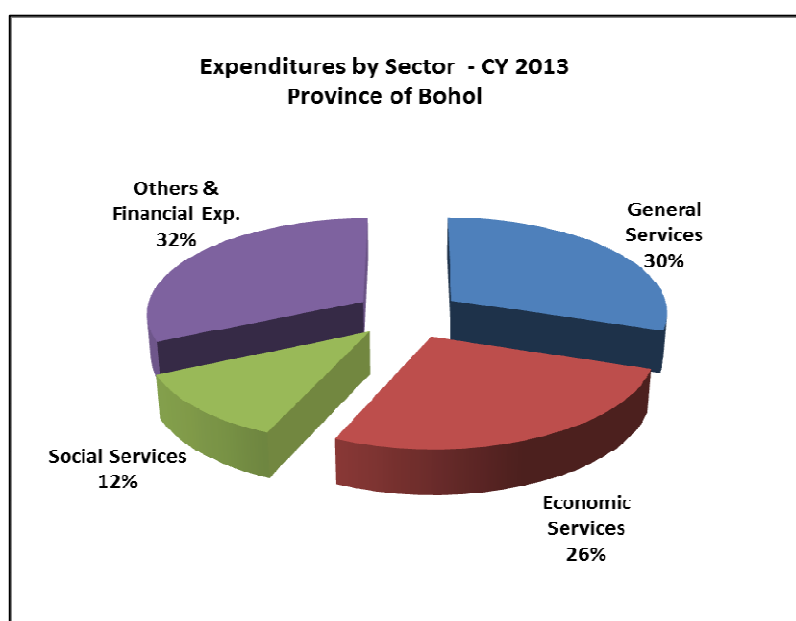
Comparing the expenditure level between CY 2012 and CY 2013 by Expense Class, it can be observed that expenses for Personal Services increased by 12%. This is basically attributed to the opening and hiring of personnel for vacant positions, implementation of the salary standardization law, as well as the promotion of some personnel to higher positions. Spending for MOOE, on the other hand, decreased by 8% while Capital Outlay obligation also decreased by 56%. It is emphasized, however, that figures related to continuing and on-going programs and projects under the 20% development fund are not included in the capital outlay figures as they form part in continuing appropriation.

As to Sectoral spending, financial reports show that P341.998 Million was spent for General Services. These

encompassed expenditures for programs and projects and office operations handling general administration, governance, legislation, treasury, financial management, planning, budgeting, and property management. A total of P300.596 Million was also utilized for Economic Services, for activities and programs with direct support for agriculture, infrastructure, tourism, trade and employment. Meanwhile, another P133.078 Million was spent for Social Services, supporting the

implementation of programs, projects, activities and operational services for health, social welfare, education, culture and arts preservation. On the other hand, total expenditures amounting to P361.830 Million were incurred for programs and projects under the 20% Development Fund, Disaster Risk Reduction Management, Financial expenses and other Non-Office services and initiatives.

<b>Expenditures by Sector CY 2013</b>	
<b>Sector</b>	<b>Amount (in Million Pesos)</b>
General Services	341.998
Economic Services	300.596
Social Services	133.078
Others & Financial Exp.	361.830
<b>Total</b>	<b>1,137.502</b>



Considering the Provincial Government's level of revenues/available resources, the corresponding expenditures and the continuing appropriations, the Statement of Receipts and Expenditures would show an unexpended balance of P1.900 Million for the period covering CY 2013. See Table below.

<b>Statement of Receipts and Expenditures</b> <b>Province of Bohol</b> <b>2013</b> <b>(in Million Pesos)</b>		
<b>Receipts/ Resources</b>		
Beginning Balance and Supplemental Revenues		40.000
Local Tax and Non Tax Revenues		133.698
External (Internal Revenue Allotment, PCSO, National Wealth)		1,100.998
<i>Total Receipts/ Resources</i>		<b>1,274.696</b>
Personal Services	502.474	
Maintenance & Other Operating Expenses	511.778	
Financial Expenses	34.212	
Capital Outlay **	89.038	1,137.502
Net Cash Balance		137.194
Less: Continuing Appropriation		
20% Development Fund	124.64	
Capital Outlay	10.65	135.294
Unexpended Balance		<b>1.900</b>
<b>Notes:</b> * Based on the actual obligations/ expenditures ** Includes expenditures under the 20% Development Fund, Non-Office and Risk Reduction Management and Disaster Preparedness		
<i>Source: Provincial Budget Office</i>		

While it is clear that a positive result of operation was achieved in 2013, it is essential that the Provincial Government be aggressive in its revenue-generation activities to reduce its dependency to the IRA. Having greater revenues will put the organization in a better position to support and implement initiatives that are needed to improve the lives of Boholanos. Correspondingly, it is also essential to improve the programming and timeliness in the implementation of programs and projects so as to deliver the required services and facilities on time for beneficiaries. Such would encompass better planning, procurement, project management and monitoring by implementing provincial government offices and departments. The timely implementation of projects will also facilitate the efficient utilization of available resources in a particular year.

### **Fiscal Policies and Financial Management Principles**

For CY 2013, the Provincial Government of Bohol has implemented the following policies to enhance public financial management and effectively support the attainment of the H.E.A.T. – I.T. Development Agenda:

- Adoption of policies for fiscal management and revenue generation
- Optimizing the entrepreneurial capabilities of the Provincial Government by strengthening tax collection efficiency through intensified tax collection efforts in coordination with the PGBh Finance Cluster, Department of Education authorities and LGUs, using the Electronic Tax Revenue Assessment and Collection System (e-TRACS)
- Modernizing, updating and upgrading hospital and other health facilities, including the provision of new equipment, as a basis to make hospital facilities more competitive, along with improved hospital services
- Improving revenue sourcing and income generation by maximizing potential sources of income to include services
- Utilizing idle real property assets and facilities to generate income
- Strengthening the task force in the collection of sand and gravel fees
- Adoption of more aggressive stance in negotiations for the collection of receivables of the Provincial Government from such entities as the Philippine Long Distance Telephone (PLDT) Company, the Chocolate Hills Complex, the Bohol Water and Light Companies, and cellphone service providers
- Ensuring continuity in the implementation of tax rates/ services/ fees and charges under the Provincial Revenue Code
- Implementation of the 4<sup>th</sup> tranche of the Modified Salary Schedule and the Modified Position Classification System as mandated, and as a means to improve employee morale, performance and productivity
- Prompt payment of obligations to avoid surcharges
- Provision of equity or counterpart fund for project implementation, as well as pursue a counterparting strategy with the national government for strategic programs and projects
- Provision of support funds for activities related to employment generation, such as jobs fair

- Provision of appropriations for disaster preparedness, prevention/ mitigation and for other disaster management activities
- Extension of financial assistance to cooperatives, NGOs, POs, National Agencies, LGUs and other institutions, based on set standards for transparency and accountability
- Devoting more funds for health programs, hospitalization needs to individuals in crisis situations and for Philhealth insurance Premiums for indigent families under the Special universal Coverage Program
- Provision of support funds for programs, projects and activities related and responsive to Gender and Development and to Local Risk Reduction Program
- Appropriation of necessary funds for the creation of necessary positions, such as the Department Head for the Provincial Government Department Head for the Provincial Human Resource Management Office and the Provincial Internal Audit Office as mandated by Provincial Ordinance No. 2012-008 and Provincial Ordinance 2010-035
- Strict implementation of the Environment Management System (EMS) by all departments/ offices and hospitals as a means to promote efficiency and effectiveness and reduce operational costs
- Pursuing policies and projects in support of pro-poor programs and economic growth
- Provision of employee benefits such as salary increases, clothing allowance increases, allowing management –level officials to claim actual expenses for accommodation, and other expenses during official travel, subject to set limits, and other monetary awards as a strategy to prevent corruption
- Continuing implementation of the “ Salamat Paalam Program” for retired employees of the Provincial Government of Bohol subject to policies and guidelines set forth by the Provincial Human Resource and Management Office, as approved by the Sangguniang Panlalawigan
- Adoption of the principles of value for money and management by outcomes

# Priority Strategies for Implementation

The identified strategies that encompass the implementation of various programs and projects directly support the development agenda and overarching development framework of the Province of Bohol summarized in the H.E.A.T. I.T. Agenda.

It is anticipated that with the proper implementation of the identified development interventions in each of the strategies, the government, with the help and cooperation of all stakeholders, will be able to promote and facilitate the desired inclusive growth in the province and ensure the equitable and accelerated prosperity in all communities. While attaining such end states are considered to be very challenging, the provincial government remains to be optimistic that these can be attained through good governance and sustained implementation of notable projects across administrations.



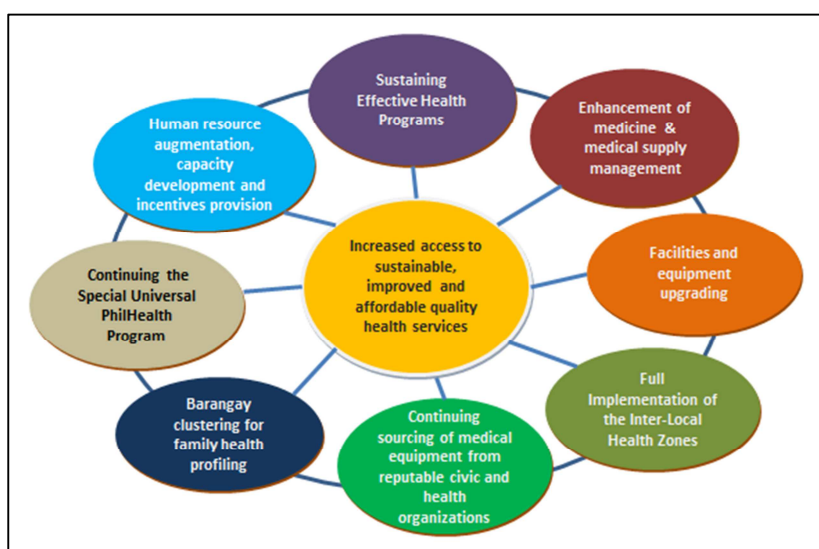
The following section details the long-term strategies that are being pursued by the Provincial Government of Bohol with the cooperation and assistance of all stakeholders and partners:

## Health and Social Well-Being

### Health

- Sustaining Effective Health Programs
  - Maternal and New-born Care Program
  - Nutrition Program
  - Expanded Program on Immunization
  - Breastfeeding Program
  - Healthy Lifestyle Program
  - Control of Infectious Disease Program
  - Environmental Sanitation Program
  - Water Bacteriological Analysis
  - Health Insurance Program

- Enhancement of Medicine and Medical Supply Management
- Facilities and Equipment Upgrading (Comprehensive Hospital Modernization)
- Full implementation of

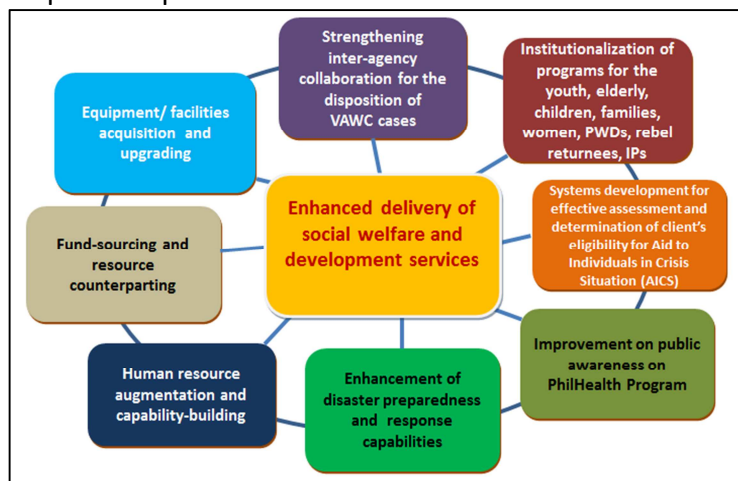


- the Health Intervention on the Move for Surgery, Ophthalmology, Orthopedics, Obstetrics, and Gynecology (HIMSOG)
- Full implementation of the inter-local Health Zones
- Continuing sourcing of medical equipment from reputable civic and health organizations
- Information-Technology enabled services to increase access to consultation and other medical assistance of far-flung barangays
- Barangay clustering for family health profiling
- Continuing the Special Universal Philhealth Program
- Human Resource augmentation, capacity development and incentives provision
- Sustaining the Capitol Customer Assistance, Relation and Empowerment Staff (CARES) initiative
- Institutionalization and implementation of the Bohol Health and Sanitation Code
- Continuing counterparting arrangement between the provincial, municipal, national governments, NGO/ ODA



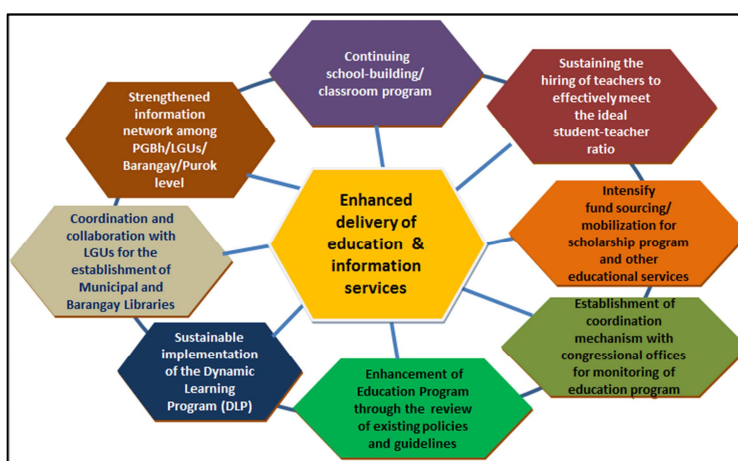
## Social Welfare

- Institutionalization of youth programs such as the Youth Development Training, Life Skills Training
- Improvement on public awareness on PhilHealth Program
- Disaster preparedness and response capabilities enhancement
- Institutionalization of the Social Reintegration Program for Rebel Returnees
- Institutionalization of the Program for the Elderly
- Institutionalization of the Comprehensive Program for Indigenous People (IP) and Badjaos
- Prevention of emergence of street children
- Institutionalization of Program for the Development of Children
- Systems development for effective assessment and determination of client's eligibility for Aid to Individuals in Crisis Situation (AICS)
- Human resource augmentation and capability-building
- Equipment / facilities acquisition and upgrading
- Fund-sourcing and resource counterparting
- Compliance to DSWD standards



## Education and Skills Development

- Continuing school-building/ classroom-building program
- Sustaining the hiring of teachers to effectively meet the ideal student-teacher ratio
- Intensify fund sourcing/ mobilization for the scholarship program and other educational services
- Establishment of coordination mechanism with congressional offices for monitoring of education program
- Enhancement of Education Program through the review of existing policies and guidelines
- Sustainable implementation of the Dynamic Learning Program (DLP)
- Enhancement of educational program for the inmates of Boho District Jail through Alternative Learning System (ALS) Program



- Coordination and collaboration with LGUs for the establishment of Municipal and Barangay Libraries
- Strengthened information network among PGBh/ LGUs/ Barangay/ Purok Level
- Enhancement of relevant information materials that can be accessed by library users and clients
- Massive information dissemination of PGBh services
- Comprehensive accessible PGBh Website

### Agriculture and Food Security

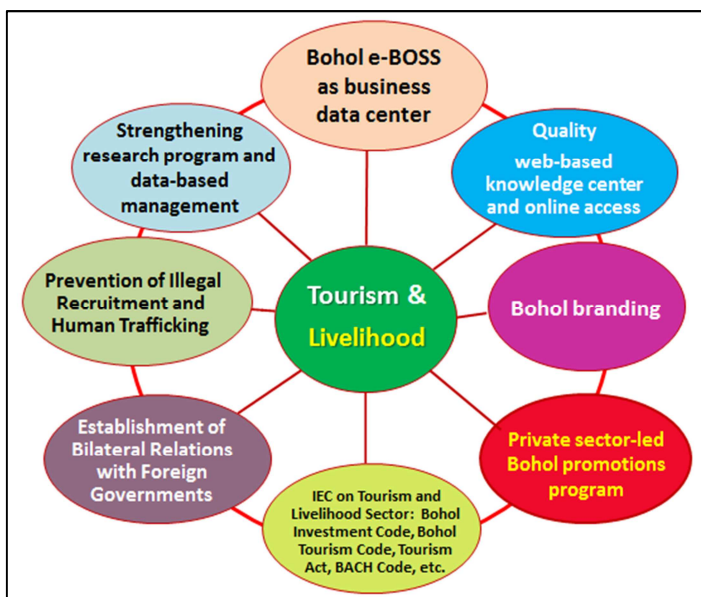
- Development of Agri-Livestock Commodity Champions
- Capacity Development of Agri-Envi Stakeholders
  - Capacity development for agricultural extension volunteers
- Conduct of Researches and Feasibility Studies
  - Conduct of suitable/ viable researches for crops to be locally/ organically grown
- Enforcement and review of existing laws and policies
  - Review and strict enforcement of existing laws and policies supporting Bohol Rabies Prevention and Eradication Program
- Cost-sharing scheme/ resource mobilization
  - Cost-sharing scheme in the provision of drugs and biologics
  - Counterparting scheme with partner agencies on Bahay Kubo FAITH, HOPE, BCSAP, HVCDP, RAPID, Farm Mechanization Program
  - Counterparting scheme from other line agencies for the production of planting materials
- Clustering of agri-livestock Production and Market
- Enhancement of green economy thru agri-fishery, livestock and environmental management
  - Enhancement of production of native chicken and ducks through distribution of breeders
  - Establishment and upgrading of post-harvest facilities to support product development and utilization (slaughterhouse accreditation, milk and meat processing, marketing centers, storage facilities)



- Hiring of capable technical personnel by LGUs
- Strengthen Agri-Envi Database
- Integration of production to the supply chain and the market
- Clustering of producers through cooperatives
- Counterparting scheme for the production and marketing of inland fishery products
- Stakeholders/ community participation in rice conservation at household level
- Institutionalization of an integrated monitoring and evaluation system involving the communities
- Institutionalize environmental law enforcement groups
- Intensify campaign for LGUs to establish pocket forest
- Enhancement of provincial policies on regulatory fees for utilization of natural resources
- Massive information campaign on agri-based technical/ vocational program in support of the K12 program in all schools through DepEd and BACS and other institutions

## Tourism and Livelihood

- Bohol e-BOSS (Bohol One Stop Shop) as business data center
- Quality web-based knowledge center and online access
  - Employment and placement
  - Tourism assistance
  - Investment promotion and business assistance
  - Cultural activities and performances

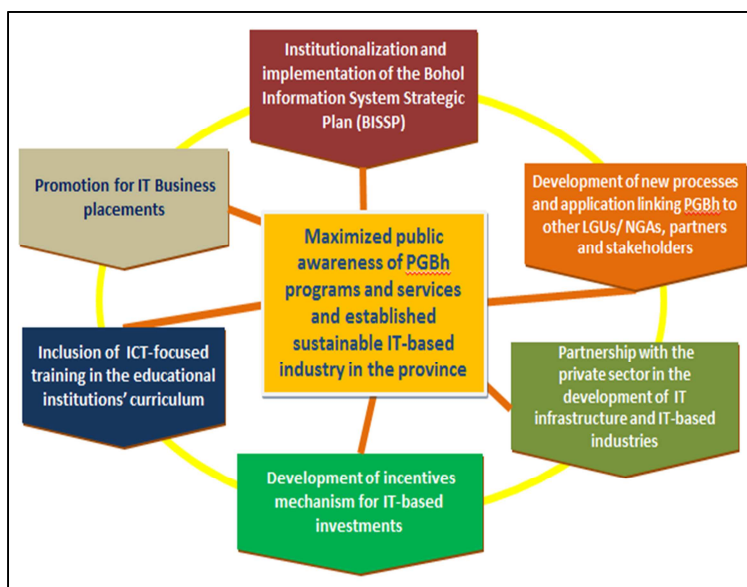


- Bohol branding
  - Declaration of historical sites as national treasures and Bohol as cultural treasure
  - Mechanisms and standards for new improved products, services and facilities
  - Development of new/ improvement of existing tourism products/ services
  - Creation/ formation of cultural groups
  - Installation of standard road signage and tourism signs and symbols
  - Availability of comfortable PUVs
  - Establishment of convenient, clean and accessible public transport terminals
  - Capacity development for service providers and skilled workers
  - Hotlines for complaints
  - Formulation of competency and skills standards with line agencies and industries
  - Implementation of food safety standards
  - Establishment of IT/ BPO companies

- Private sector-led Bohol Promotion Program
  - Revenue-generation with the business sector
  - Formulation of structure, mechanisms and programs
- IEC on Tourism and Livelihood Sector
  - Bohol Investment Code
  - Bohol Tourism Code
  - Touris Act
  - BACH Code
- Establishment of Bilateral relations with foreign governments
- Prevention of illegal recruitment and human trafficking
- Strengthening tourism/ livelihood research program and data-base management
  - Monitoring and evaluation
  - Capacity Development
  - Adequate resources and technology capability
  - Guidelines for networking and data sharing
- Links with LEIPO Desks and IPCS

## Information Technology

- Institutionalization and implementation of the Bohol Information System Strategic Plan (BISSP)
- Development of new processes and application linking PGBh to other LGUs/ NGAs, partners and stakeholders
- Partnership with the private sector in the development of IT infrastructure and IT-based industries
- Development of incentives mechanism for IT-based investments
- Inclusion of ICT-focused training in the educational institution's curriculum
- Promotion for IT Business Placements



## Governance

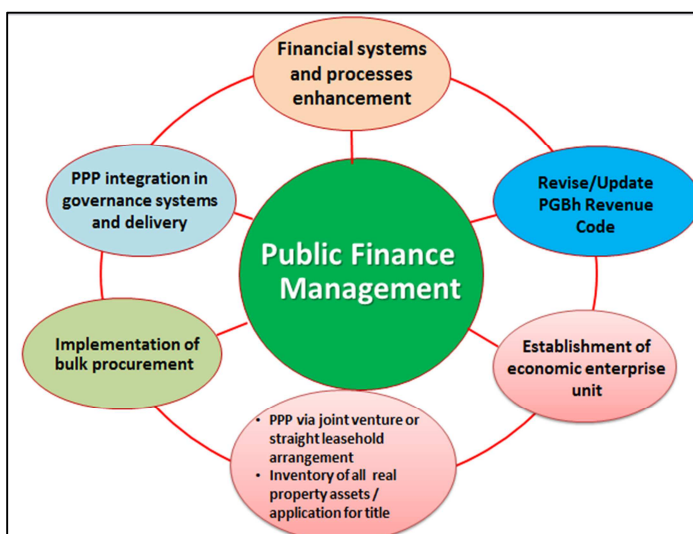
- Competitive local governance within a consistently Boholano development framework
- Full staff complement for TaRSIER 117 and creation / filling up of plantilla positions
- Strategic Performance Management System (SPMS)



- “Scrap and Build” strategy
- Formulation / Adoption of Competency-based qualification standard
- Sustained Capacity Development Program
- Establishment of Bilateral Relations with Foreign Governments
- Enhance PGBh structure, including guidelines for PGBH offices clustering
- Establishment of Provincial Monitoring and Evaluation Information System (PMEIS)
- Strategic infrastructure support for Bohol’s HEAT-IT Development Agenda
- PPP integration in local governance systems and service delivery
- Establishment of Records and Archival Management System (RAMS)

## Public Financial Management

- Financial systems and processes enhancement
- Revision/ updating of PGBH Revenue Code
- Establishment of an Economic Enterprise Unit
- PPP via joint venture or straight leasehold arrangements
- Inventory of all real property assets/ application of title
- Implementation of bulk procurement
- PPP Integration in governance systems and delivery





## Infrastructure Support

- Continued improvement, upgrading and maintenance of Provincial Roads
  - Implementation of the 50 percent maintenance by administration – 50 percent maintenance by contract model for the maintenance fund
  - Legal establishment of Road-Right-of-Way for provincial roads
  - Sustainable engagement and collaboration with Municipal/ city/ barangay local government units and community in the maintenance of provincial roads
  - Sustaining the proper maintenance and repair of heavy equipment
- Sustained support for the construction, repair and maintenance of PGBh buildings, equipment and facilities
- Continuing partnership with development stakeholders for school building construction
- Strengthen LGU-NGA alliance for airport, seaport, power and irrigation development
- Establishment and operation of the PGBh Records and Archival Management System
- Public-private partnership for the utilization of real properties of the PGBh
- Continuing partnership with the DepEd, Philippine Army, Congressmen for additional school building construction
- Engagement and collaboration with the PTCA, school administration and civil society to sustain maintenance of school building
- Surface water development thru PPP arrangements and inter-LGU collaboration
- Barangay waterworks development
- Sustained support for the construction, repair and maintenance of PGBh buildings, equipment and facilities



For 2014, the Provincial Government of Bohol has prioritized various programs activities and projects (PAPs) as set in the Annual Investment Program (AIP) and operationalized through the Provincial Budget for the year. Such PAPs are considered consistent with the H.E.L.P.S. L.I.F.E strategies and contributory to the continued prosperity and socio-economic development of Bohol. These PAPs, which are grouped according to the key performance areas of the Local Governance Performance Management System (LGPMS), include the following:

### **Administrative Governance**

#### ***Pro-active Governance***

- HEAT Bohol Caravan
- Pro-Team, CDP, Purok Power Movement
- Prosperity Program
- Aid to Barangays
- People's Day and operation of Governor's Satellite Offices in the strategic Municipalities of Bohol
- Counterparting among LGUs, NGAs, CSOs, NGOs

#### ***Local Legislation***

- Legislative Tracking System
- Updating of the Provincial Codes
- Enactment of Legislative measures to Support Socio-Economic Development

#### ***Development Planning***

- Operation of Local Special Bodies
- Updating of the Provincial Development and Physical Framework Plan
- Updating of Socio-Economic Profile and Databases
- Operation of the Provincial Development Council/ Regional Development Council

#### ***Revenue Generation***

- Implementation of the Strategic Financial Management Plan
- Enhance Tax Revenue Assessment and Collection System (E-TRACS)
- Real Property Tax Information System (PRTIS)/ Real Property History Information System (PHIS)
- Land Titling Program

#### ***Resource Allocation and Utilization***

- E-Budget System
- Electronic New Government Accounting System
- Monitoring of Fund Utilization of Programs and Projects

#### ***Human Resource Management and Development***

- Capacity Building Effective Local Governance
- Health Program and Preventive Mechanism for PGB Officials and Employees

- Continuity in the implementation of the Performance Management System-Office Performance and Evaluation System (PMS-OPES), the Citizens Charter, and the Training and Development Management Systems
- Human Resource Development Program
- Human Resource Information System
- Salamat, Paalam Program
- Edgar M. Chatto Model Employee Award

#### *Information Technology*

- Full operation of the Bohol Information Communication and Technology Unit
- Upgrading of PGBH Network Infrastructure and other IT-based systems
- ICT and other related projects

### **Social Governance**

#### *Health Services*

- Hospital Modernization Program
- Construction/ Rehabilitation of hospitals damaged by the earthquake
- Environmental, Health and Sanitation Program
- Expanded Program on Immunization
- National Tuberculosis Program
- Establishment of additional Animal Bite Treatment Centers
- Non-Communicable Disease Program
- Blindness Prevention Program
- AIDS/ STD/ HIV/Prevention Program
- Renal Disease Coordinative Program
- Water Testing Program
- Dental Services Program
- Dengue Prevention and Control Program
- Rabies Treatment and Control Program
- Drug Testing Laboratory
- Primary Health Care and BHW Program
- Nutrition Program and BNS Program
- Drugs, Vitamins, Food Supplements for Senior Citizens and other sectors
- Medicare para sa Masa/ Philhealth for Indigents Program
- Blood Program
- Medical Mission
- Water Testing Program (Laboratory Services) – Water Analysis Laboratory Construction
- Animal Public Health Program

#### *Support to Education Services*

- Carlos P. Garcia Scholarship Program
- Provincial Government Educational Subsidy Program
- Classroom/ School building construction program

#### *Support to Housing*

- Kauban sa Reporma Kalayaan Resettlement Center
- Support for the shelter program under the post-earthquake rehabilitation plan

#### *Other Social Services*

- Bohol Crisis Intervention Center
- Bohol Stimulation & Therapeutic Activity Center (STAC)
- Construction and Improvement of BAdjao Day Care Center
- Assistance to Individuals in Crisis Situation
- Gender and Development (GAD) Mainstreaming
- Child Welfare Development Program
- Aid for Orphanage, senior citizen, federation of disabled persons

#### *Peace Security and Disaster Risk Management*

- Programs and Projects related to local disaster risk reduction management
- Repair and rehabilitation of various infrastructures damaged by calamities
- Peace and Order Related Programs
- Anti-Drug Campaign Program
- Telephone and Radio System Integrated Emergency Response (T.a.R.S.I.E.R) 117
- Legal Assistance for Effective Law Enforcement Program(LAELEP)
- Social reintegration program for former rebels

#### *Sports*

- Sports Development/ Physical Fitness
- Boholympics Program
- Youth Development Program

#### *Culture and Arts*

- Bohol Arts and Cultural Heritage Program
- Cultural Preservation and Revitalization
- Sandugo Festivities

### **Economic Governance**

#### *Support to Agriculture Sector*

- Bahay Kubo- Food Always in the Home (FAITH ) and Herbal Organic Plants Enhancement (HOPE), Chicken Always Ready in the Yard (CHARITY)
- Organic Agricultural Development Program
- P-NOY Rice Program
- P-NOY Corn Program
- P-NOY High Value Commercial Crops Program
- On-Farm Rice Mechanization and Post-Harvest Facilities Program
- Philippine Rural Development Program (PRDP)
- Coconut Seedling Program
- Integrated Coconut Processing Hub Project

- Animal Rabies Program: Bohol Rabies Prevention and Elimination Program
- Institutional Support for Provincial Livestock / Livestock Production Support Program
- Barangay Livestock Aide (BALA) Program Support / Botika sa Panghayupan for BALA
- Livelihood Enhancement Towards Sustainable Human and Environmental Paradigm for Bohol (LETS HELP)
- Provincial Livestock and Poultry Farm Upgrading
- Livestock Disease Preparedness and Management Program
- Provincial Meat Safety and Control Program
- Sempleng Negosyo Asenso sa Carne ug KEso (SNACK)
- Upgrading of Slaughterhouses under the Provincial Meat Safety and Control Program
- Animal Product and By-Product Development and Management Program
- Sustainable Native Chicken Production
- Livelihood Program
- Food Security Program
- Dairy Development and Comprehensive Health, Agricultural and Tourism Development Program
- Countryside Development Program

#### *Support to Fishery Services*

- P-NOY Fishery Resource Management and Development
- Financial Assistance to Fisherfolk Organization
- Agri-Fishery Promotion Program

#### *Entrepreneurship, Business and Industry Promotion, Tourism*

- Bohol Business One Stop Shop (BOSS)
- Investment Promotion Program
- Bohol Investment Board/ Policy Advocacy
- Tripartite Industrial Peace Council (TIPC)
- Cooperative Development Program
- Tourism Development Program
- OFW Support Fund – OFW Help Desk
- Information, Communication and Technology (ICT) & Other Related Projects
- Operation of Provincial Cooperative Development Council

#### *Employment*

- Expanded - Special Program for Employment of Students (E-SPES)
- Local and Overseas Jobs Fair/ Mobile Services
- Pre-Employment Orientation Seminar (PEOS)
- Special Recruitment Activities (SRAs)

#### *Infrastructure*

- Provincial Roads Development Program
- Roads and Bridges Rehabilitation Program
- Equipment Support to Road Development , Upgrading and Rehabilitation Program
- Provincial Roads Management Facility (PRMF)
- Barangay Electrification Program
- Barangay Waterworks Program



- Operation of the Road Sector Committee
- Operation of the Bohol Road Investments Board (BRIB)
- Improvement of government buildings and structures

## **Environmental Governance**

### *Forest Ecosystem Management*

- Forest Management Program
- Watershed Management Program

### *Freshwater Ecosystem Management*

- Bohol Integrated Water Resource Management Project
- Feasibility Study for the Bohol Water Supply and Sanitation Project
- Water Resource Management Program

### *Coastal Marine Ecosystem Management*

- Coastal Resource Management Program
- Marine Protected Areas (MPA) Program
- Danajon Management Council
- Padayon Bohol Marine Triangle
- Coastal Law Enforcement Council (CLEC)

### *Urban Ecosystems Management*

- Environmental Management System (EMS)/ ISO Certification and Other Related Programs
- Pollution Control Program

### *Solid Waste Management*

- Ecological Solid Waste Management Program

### *Mineral Management*

- Mineral Resource Management Program
- Sand and Gravel Quarry Monitoring Operations

## **Valuing Fundamentals of Governance**

### *Participation and Consultation*

- PGBH-CSO Collaboration Program
- Management Executive Board (MEB)
- Clustering Approach in Provincial Government Management
- Active operation of local special bodies with representation from the civil society, private sector and POs

### *Transparency*

- Effective Development Communication Program
- e-Procurement System

- Provincial Monitoring and Evaluation System (ProMES) and operation of the Provincial Monitoring and Evaluation Information System (ProMEIS)
- Kita ug Ang Gobernador Radio Program
- Provincial Internal Audit Office (PIAO)
- Maintenance of PGBh Website – Full disclosure policy compliant
- Information centers: Bulletin Boards, Information Kiosks, Publication/ Print Media

#### ***Financial Accountability***

- Enhance New Government Accounting System (E-NGAS)
- e-Budget
- Financial Transactions Tracking System (FiTTSys)
- Financial Management Information System (FMIS)
- Operation of the Provincial Procurement Management Unit (PPMU) to manage and support the activities and functions of the Bids and Awards Committee
- Compliance to Full Disclosure Policy

#### ***Facilities Improvement***

- Provincial Government Buildings and Facilities/ Parks Maintenance and Improvement Program
- Rehabilitation of Buildings/ Facilities damaged by the earthquake
- Continued development of Information Technology–based systems to support effective and efficient governance

## Office Accomplishments by Development Sector

# SOCIAL DEVELOPMENT SECTOR



Sector : SOCIAL DEVELOPMENT

Sub-sector : Education and Manpower Development

Office : Department of Education (DepEd) - Bohol Division

# I. HIGHLIGHTS OF ACCOMPLISHMENTS FOR CY 2013

## Basic Education Performance Indicators

(Performance measures to be used for the assessment of the delivery of MFOs contributing to organizational outcomes)

Level	Performance Indicator	Year	PRIVATE/PUBLIC SCHOOLS			PUBLIC SCHOOLS		
			Total	Male	Female	Total	Male	Female
Kindergarten	<b>Gross Enrollment Ratio (GER)</b>	2013	105.37	107.37	103.39	92.85	94.85	90.73
		2012	95.43	95.57	95.27	90.83	91.14	90.50
		2011	97.54	100.13	94.78	97.54	100.13	94.78
		2010	49.00	49.32	48.67	49.00	49.32	48.67
		2009	34.85	34.80	34.90	34.85	34.80	34.90
		2008	10.42	10.52	10.32	10.42	10.52	10.32
		2007	5.87	5.67	6.07	5.87	5.67	6.07
	<b>Net Enrolment Ratio (NER)</b>	2013	100.50	101.70	99.22	84.54	85.04	84.01
		2012	91.35	91.08	91.64	84.90	85.09	84.69
		2011	82.84	83.57	82.07	82.84	83.57	82.07
		2010	41.55	41.31	41.82	41.55	41.31	41.82
		2009	28.94	28.38	29.55	28.94	28.38	29.55
		2008	7.98	7.87	8.08	7.98	7.87	8.08
		2007	4.17	4.01	4.34	4.17	4.01	4.34
Elementary	<b>Net Intake Rate (NIR)</b>	2013	75.08	75.40	74.75	73.19	73.59	72.77
		2012	79.93	80.77	79.05	79.04	79.94	78.09
		2011	65.95	64.47	67.49	65.95	64.47	67.49
		2010	61.60	60.03	63.25	61.60	60.03	63.25
		2009	56.40	54.51	58.43	56.40	54.51	58.43
		2008	52.92	51.45	54.45	52.92	51.45	54.45
		2007	53.22	51.00	55.53	53.22	51.00	55.53
	<b>Gross Enrollment Rate (GER)</b>	2013	101.91	105.04	98.58	99.95	103.07	96.64
		2012	103.01	105.67	100.19	101.67	104.31	98.87
		2011	98.78	100.82	96.62	98.78	100.82	96.62
		2010	97.05	99.03	94.96	97.05	99.03	94.96
		2009	97.41	98.55	96.17	97.41	98.55	96.17
		2008	96.74	98.94	94.41	96.74	98.94	94.41
		2007	97.27	98.93	95.51	97.27	98.93	95.51



Level	Performance Indicator	Year	PRIVATE/PUBLIC SCHOOLS			PUBLIC SCHOOLS		
			Total	Male	Female	Total	Male	Female
Elementary	<b>Net Enrolment Ratio (NER)</b>	2013	86.32	86.83	85.77	84.54	85.04	84.01
		2012	86.02	86.22	85.80	84.90	85.09	85.69
		2011	82.63	82.21	83.08	82.63	82.21	83.08
		2010	80.59	79.85	81.37	80.59	79.85	81.37
		2009	79.96	78.68	81.35	79.96	78.68	81.35
		2008	79.91	79.33	80.53	79.91	79.33	80.53
		2007	79.19	78.41	80.02	79.19	78.41	80.02
	<b>Reconstructed Completion Rate</b>	2013	data not yet available			data not yet available		
		2012	85.60	80.64	91.20	85.82	80.77	91.52
		2011	86.66	81.32	92.06	86.09	80.95	91.57
		2010	78.69	73.54	84.69	79.03	73.67	85.28
		2009	80.70	76.00	85.96	80.70	76.00	85.96
		2008	81.40	76.35	87.06	81.40	76.35	87.06
		2007	78.24	73.21	83.84	78.24	73.21	83.84
	<b>Cohort Survival Rate</b>	2013	data not yet available			data not yet available		
		2012	87.49	83.25	92.27	87.56	83.24	92.44
		2011	88.72	84.08	93.28	88.15	83.64	92.87
		2010	81.97	77.49	87.19	82.24	77.56	87.70
		2009	85.31	81.29	89.80	85.31	81.29	89.80
		2008	83.99	79.64	88.90	83.99	79.64	88.90
		2007	81.22	76.71	86.23	81.22	76.71	86.23
	<b>Average School Leaver</b>	2013	data not yet available			data not yet available		
		2012	1.84	2.33	1.31	5.66	6.06	5.22
		2011	5.29	5.71	4.82	5.29	5.71	4.82
		2010	6.48	6.83	6.09	6.48	6.83	6.09
		2009	5.60	5.75	5.42	5.60	6.75	5.42
		2008	6.31	6.41	6.21	6.31	6.41	6.21
		2007	7.06	7.33	6.75	7.06	7.33	6.75
	<b>Gr. 1 with ECD</b>	2013	95.49	95.10	95.93	95.68	95.26	96.16
		2012	92.30	91.80	92.93	92.35	91.85	92.99
		2011	93.05	82.21	94.09	93.05	92.21	94.09
		2010	93.16	92.61	93.80	93.16	92.61	93.80
		2009	92.13	91.61	92.77	92.13	91.61	92.77
		2008	90.12	89.50	90.90	90.12	89.50	90.90
		2007	90.05	89.29	90.94	90.05	89.29	90.94

Level	Performance Indicator	Year	PRIVATE/PUBLIC SCHOOLS			PUBLIC SCHOOLS		
			Total	Male	Female	Total	Male	Female
Elementary	<b>Promotion Rate</b>	2013	data not yet available			data not yet available		
		2012	97.15	95.88	98.57	96.81	95.50	98.28
		2011	94.74	92.43	97.31	93.41	91.11	95.95
		2010	92.84	90.31	95.63	92.84	90.31	95.63
		2009	92.01	89.44	94.87	92.01	89.41	94.87
		2008	89.18	86.77	91.86	89.18	86.77	91.86
		2007	91.21	88.54	94.15	91.21	88.54	94.15
	<b>Failure Rate</b>	2013	data not yet available			data not yet available		
		2012	2.14	2.85	1.34	2.16	2.90	1.36
		2011	4.71	6.37	2.91	4.77	6.45	2.94
		2010	5.21	7.10	3.15	5.21	7.10	3.15
		2009	5.94	6.65	5.19	5.94	6.65	5.19
		2008	6.86	8.77	4.77	6.86	8.77	4.77
		2007	6.79	8.87	4.54	6.79	8.87	4.54
	<b>Repetition Rate</b>	2013	1.49	2.12	0.79	1.51	2.14	0.80
		2012	3.69	4.93	2.32	3.69	4.93	2.31
		2011	4.04	5.45	2.49	4.04	5.45	2.49
		2010	3.82	4.99	2.51	3.82	4.99	2.51
		2009	4.12	5.46	2.64	4.12	5.46	2.64
		2008	4.64	6.18	2.95	4.64	6.18	2.95
		2007	4.62	6.12	2.97	4.62	6.12	2.97
	<b>Simple Dropout Rate</b>	2013	data not yet available			data not yet available		
		2012	0.76	1.08	0.40	0.74	1.06	0.39
		2011	1.06	1.52	0.55	1.06	1.52	0.55
		2010	1.48	2.10	0.80	1.48	2.10	0.80
		2009	1.89	2.62	1.08	1.89	2.62	1.08
		2008	2.29	3.11	1.39	2.29	3.11	1.39
		2007	2.42	3.35	1.40	2.42	3.35	1.40
Secondary	<b>Gross Enrollment Rate (GER)</b>	2013	78.69	77.51	79.94	61.58	60.60	62.60
		2012	74.71	73.88	75.58	59.15	58.50	59.84
		2011	57.99	57.86	58.13	57.99	57.86	58.13
		2010	58.51	59.19	57.78	58.51	59.19	57.78
		2009	57.27	56.66	57.93	57.27	56.66	57.93
		2008	57.92	57.28	58.60	57.92	57.28	58.60
		2007	55.75	54.50	57.06	55.75	54.50	57.06

Level	Performance Indicator	Year	PRIVATE/PUBLIC SCHOOLS			PUBLIC SCHOOLS		
			Total	Male	Female	Total	Male	Female
Secondary	<b>Net Enrollment Ratio (NER)</b>	2013	59.54	55.17	64.15	45.83	42.21	49.66
		2012	54.48	50.10	59.10	42.11	38.38	46.04
		2011	40.66	37.18	44.32	40.66	37.18	44.32
		2010	39.57	36.68	42.62	39.57	36.68	42.62
		2009	37.39	33.54	41.53	37.39	33.54	41.53
		2008	38.02	34.20	42.04	38.02	34.20	42.04
		2007	36.89	32.69	41.31	36.89	32.69	41.31
	<b>Reconstructed Completion Rate</b>	2013	data not yet available			data not yet available		
		2012	73.08	65.92	80.98	73.71	65.02	83.47
		2011	76.47	66.29	89.09	70.24	58.35	85.73
		2010	78.84	71.03	87.92	77.30	68.62	87.82
		2009	73.30	66.82	80.22	73.30	66.82	80.22
		2008	76.11	71.20	81.17	76.11	71.20	81.17
		2007	75.70	72.23	79.16	75.70	72.23	79.16
	<b>Cohort Survival Rate</b>	2013	data not yet available			data not yet available		
		2012	74.72	67.81	82.35	75.62	67.42	84.82
		2011	76.47	66.29	89.09	73.37	62.11	87.98
		2010	80.78	73.55	89.22	79.10	70.82	89.18
		2009	76.78	70.89	83.09	76.78	70.89	83.09
		2008	78.57	74.47	82.90	78.51	74.47	82.90
		2007	78.18	75.00	81.39	78.18	75.00	81.39
	<b>Average School Leaver by Sex</b>	2013	data not yet available			data not yet available		
		2012	-16.22	-12.40	-20.37	8.60	11.66	5.26
		2011	9.57	13.15	5.58	9.57	13.15	5.58
		2010	7.06	8.26	5.75	7.06	8.26	5.75
		2009	8.14	10.23	5.91	8.14	10.23	5.91
		2008	7.47	8.89	5.98	7.47	8.89	5.98
		2007	7.79	8.94	6.65	7.79	8.94	6.65
	<b>Promotion Rate by Sex</b>	2013	data not yet available			data not yet available		
		2012	94.39	90.35	98.54	92.20	88.00	96.83
		2011	113.82	106.40	121.62	88.76	82.50	95.33
		2010	88.87	82.91	95.31	88.87	82.91	95.31
		2009	89.49	84.38	94.88	89.49	84.38	94.88
		2008	87.74	82.31	93.34	87.74	82.31	93.34
		2007	90.15	84.90	95.44	90.15	84.90	95.44

Level	Performance Indicator	Year	PRIVATE/PUBLIC SCHOOLS			PUBLIC SCHOOLS		
			Total	Male	Female	Total	Male	Female
Secondary	<i>Failure Rate by Sex</i>	2013	data not yet available			data not yet available		
		2012	3.62	5.71	1.55	3.73	5.95	1.55
		2011	5.35	8.72	2.02	5.70	9.43	2.03
		2010	6.07	9.69	2.41	6.07	9.69	2.41
		2009	4.26	6.85	1.71	4.26	6.85	1.71
		2008	6.84	10.19	3.58	6.84	10.19	3.58
		2007	6.33	9.96	2.83	6.33	9.96	2.83
	<i>Repetition Rate by Sex</i>	2013	2.20	3.66	0.70	2.49	4.18	0.75
		2012	3.68	6.01	1.23	3.32	5.43	1.10
		2011	2.56	4.19	0.81	2.56	4.19	0.81
		2010	3.65	6.09	1.08	3.65	6.09	1.08
		2009	3.02	5.44	0.95	3.23	5.44	0.95
		2008	3.53	5.86	1.19	3.53	5.86	1.19
		2007	3.32	5.54	1.18	3.32	5.54	1.18
	<i>Simple Dropout Rate by Sex</i>	2013	data not yet available			data not yet available		
		2012	3.47	5.19	1.71	3.52	5.31	1.67
		2011	5.52	8.52	2.65	4.56	6.89	2.13
		2010	4.90	7.25	2.36	4.90	7.25	2.36
		2009	5.58	8.09	2.93	6.58	8.09	2.93
		2008	5.83	8.63	2.95	5.83	8.63	2.95
		2007	5.53	8.18	2.86	5.53	8.18	2.84

Source: DepEd-EBEIS /generated December2013

► **Plans & Programs for Ensuing Years:**

Objectives & Strategies:

1. Improve access to basic education

Strategies	Programs/Projects/Activities
Feeding of the severely wasted/wasted pupils and students	School Based Feeding Program
	Breakfast Feeding Program
Strengthen School Health Care Services	School Health and Nutrition Program
	Essential Health Care Program
Intensive Enrolment Campaign	Early Registration
	Family/ Community Mapping
Strengthen Multigrade education	Support to Multigrade Education
Promote and Improve Inclusivity in Education	MTB-MLE
	Madrasah Education Program
	IP Education
	Support to Special Science Elementary Schools
	Support to Engineering and Science Education Program for Secondary Schools
	Support to Secondary Schools with Redesigned Tech-Voc HS
	Support to Secondary Schools with Special Programs for the Arts
	Support to Secondary Schools with Special Programs for Sports
	Support to Schools with Special Program for Foreign Languages
Pupil/Student Tracking	E-Tracking System/DORP
Adopt and Implement MISOSA, EASE, Open HS	ADM
Improve and strengthen implementation of BLP Cum Livelihood and A & E Test	ALS ( AGAP , BPOSA)
Strengthen special education program for children with disabilities	Support to SPED Centers/Schools/Classes
Making all schools conducive to learning	Provision of Crucial Resources
	Internet Connectivity
	Lump-sum for improvement Titling and Survey of school sites
	CFSS
	Museum in every School Program
	Meralco Solar Power Program
Implement Adopt a Learner Program	Adopt A Learner Program



## 2. Improve quality of learning and teaching

STRATEGIES	PAPs
Improve medium of instruction through implementation of MTB-MLE policy	ECARP
Strengthen understanding through reading	Certificate of Proficiency Program for Elementary English Teaching
Strengthen Storytelling Activities to schools	NEPP
	CFC Cornerstone Tutorial Reading Program
Enhance the delivery of Secondary Curriculum	Dynamic Learning Program (DLP) for Secondary Schools
Provision of Instructional Materials	LRMDS
Strengthen utilization of Library Hubs	Library Hub Program
Implement and expand the use of ICT learning	e-Classrooms/e-Learning program
	Computerization Program
Improve Science and Math Education	Certificate of Proficiency Program for Elementary Math & Science Teaching
	MTAP/DAMATH/ Math Challenge Program
	Science Investigatory Project
	YES-O Program
Strengthen the teaching of MAPE and HEKASI	Teachers' Training, Scholarship and Fellowship Grants
Introduction of Local Culture, Customs and Traditions	Festival of Talents
Align KSAs of learners with existing opportunities in the community	K to 12 Basic Education Program
Improve Implementation of Enhanced K to 12	
Link with TESDA to train, assess and accredit teachers & graduates	
Strengthen the Kindergarten Education	Universal Kindergarten Programs(KVP,KRP,KSP)
Acknowledge/Recognize Performing Students, Teachers, schools and districts	Program for Incentives, Rewards and Recognition
Provide Hardship Allowance to teaching and non- teaching personnel assigned in hardship posts	
Improve work ethics and behavior of teaching and non-teaching personnel	Study Tour

### 3. Improve quality of Educational management/governance across schools of the Division

STRATEGIES	PAPs
Improve management of school operation	SBM Installation and Support
Roll out of SOBE mechanism	Resource Mobilization, generation & networking
Improve/enhance office ICT operation & maintenance	EBEIS , LIS , LRMDs , FMS, ePSIPOP ALS-EMIS, Asset Management System, Website
Hire additional staff	HR Program
Induction /Orientation Program for Newly Hired Teachers  Induction/Orientation of newly promoted School Managers/ Instructional Leaders  CB Program for School Managers/Instructional Leaders  T & D Trainings NCBTS-TSNA NCBSSH-TDNA  Instructional Supervision & Leadership  Training of Teachers on indigenization of materials  Program Designing & Session Guide Writing  Training on English Reading & Communication Skills  Improve/enhance Guidance Counselors' KSA  Distance Learning Program (DLP) Elementary Teachers & SHs   CB for GAD Focal Persons Enhance CB for Non-Teaching personnel	Human Resource Training and Development Program For Teaching, Teaching Related and Non-Teaching Personnel
Strong coordination/collaboration with education stakeholders	Child Protection Policy National Disaster, Risk Management Program  Climate Change Clean & Green Program BSP/GSP Gulayan sa Paaralan Food Security Program Drug & Crime Prevention Education PPP Solid Waste Management HEAT-Bohol Adopt-A-School Program GAD
Strengthen M&E/Feedback Mechanism	DMEA Research
Acknowledge/Recognize Performing Instructional Leaders, Non-Teaching Personnel and Stakeholders	Program for Incentives, Rewards and Recognition

**Targets for SY 2014-2015 and SY 2015-2016:**

INDICATORS	SY 2013-2014			SY 2014-2015			SY 2015-2016		
	Kinder	Elem	Sec	Kinder	Elem	Sec	Kinder	Elem	Sec
<b>ACCESS</b>									
<i>Gross Enrolment Rate</i>	93.68	117.07	104.21	100	120	110	100	122.93	115.79
<i>Net Enrolment Rate</i>	89.65	96.1	82.06	100	98.1	87.7	100	100	93.34
<i>Net Intake Rate</i>		87.72			95			100	
<i>Completion Rate</i>		79.59	75.02		81.04	75.27		83.35	75.53
<i>Cohort Survival Rate</i>		82.64	82.09		84.67	83		86.76	83.91
<i>School Leaver Rate</i>		3.47	5.29		2.65	3.15		1.01	1.01
<i>Drop Out Rate</i>		0.42	3.76		0.21	2.03		0	0.3
<b>QUALITY</b>									
<i>Promotion Rate</i>		97.9	100		98.95	100		100	100
<i>Failure Rate</i>		1.88	3.57		0.94	1.79		0	0
<i>Repetition Rate</i>		1.62	1.71		0.81	0.86		0	0
<i>Achievement NAT</i>		80.69	66.83		82.92	70.91		85	75
<i>Overall (G6/Y4)</i>									
· <i>Filipino</i>		84.03	69.68		84.63	72.34		85	75
· <i>English</i>		78.27	65.2		81.64	70.1		85	75
· <i>Math</i>		83.47	65.53		84.47	70.27		85	75
· <i>Science</i>		75.86	63.45		80.42	69.22		85	75
· <i>Hekasi/Aral Pan</i>		81.82	70.29		83.42	72.64		85	75
<i>SReYA</i>	100			100			100		

**Sector : SOCIAL DEVELOPMENT**

**Sub-sector : Education and Manpower Development**

**Office : DEPARTMENT OF EDUCATION (DepEd)**  
**- Tagbilaran City Schools Division**

---

#### **HIGHLIGHTS OF ACCOMPLISHMENTS FOR CY 2012-2013**

- 29,183 pupils/students enrolled in public and private kindergarten, elementary and secondary schools representing 1.69% of the population ages 5-16 years old in Region VII, 8.17% in the province of Bohol and 121.90% in the City of Tagbilaran. It showed that a number of pupils/students coming from the neighboring towns in the province of Bohol are enrolling in the City Schools of Tagbilaran.
- 18,420 students enrolled in public schools representing 76.94% of the total school age population (ages 5-16 yo) in the city and 10,763 or 44.96% representing the private schools enrollment.
- 2 out of 7 secondary schools in the City having fiscal autonomy operating independently with field bookkeepers and disbursing officers.
- 665 full-time staff employed in the DepEd-City Division that include 576 regular, city paid, and ALS mobile teachers; 29 school heads and head teachers; 20 promotional staff and division coordinators; and 40 regular and contractual non-teaching employees in the Division Office and in the schools.
- 1,947 pupils assessed through Students Readiness Assessment (SReA) Program for Grade 1 entrants at the beginning of the school year to identify their literacy and numeracy skills with 42.73% Ready for Grade 1 and 57.27% Not Ready in the Pre-Test. At the end of the School Year Post Test result showed that about 409 out of 1945 who took the Post Test or 21.03% still not ready for literacy and numeracy skills.
- 10% salary increase to all teachers and employees – the last tranche of increase over the past three consecutive years during President Arroyo's time.
- 100% of the teachers given mass training on K to 12 curriculum.
- 42 New Teacher Items, 1 for Kindergarten, 2 for Elementary and 39 for the Secondary that includes 1 DOST scholar.
- P3,857,851.46 million spent for construction of new classroom buildings and armchairs.
- P544,000 Chalk Allowance given to 544 mobile & regular teachers at P1,000 each.

- P35,000 Performance Based Bonus (PBB) to deserving schools and employees ranging from 5,000 to 35,000 per employee .
- P203,000.00 transportation and office supplies allowance to 7 nationally paid teachers working as Mobile Teachers at P29,000 each.

P 6,500 each as City Allowance to all employees and teachers from the City Government of Tagbilaran through City Mayor John Geesnell Yap.

#### Message from the SDS

##### **Dr. Evangel Medel Luminarias, Schools Division Superintendent**



City Schools Division aims at providing high quality basic education in the 15 Barangays of Tagbilaran City. This effort turns into a tradition of public schools providing high quality education serving the City and in the neighboring towns.

We built on this tradition in 2011-2012 with some of the most significant improvements in students performance in the National Achievement Test Results in Grade 3, Grade 6 and Fourth Year HS. This year, 2013 Tagbilaran rank 2<sup>nd</sup> in the 19 Divisions in Region 7 for NAT Grade 3, 5<sup>th</sup> Rank for NAT Grade 6 and 2<sup>nd</sup> in Fourth Year. The Division's highest record in the National Achievement Test starting as a full fledged Division in 2003.

We continue to pursue autonomy to schools under the SBM mechanism, the elementary and secondary schools are downloaded by the Division Office a monthly Maintenance and Other Operating Expenses (MOOE) Fund for school operations. The School Governing Councils mobilize funds and material generation from public and private sectors to support the schools. We continue to pursue more autonomy to schools so teachers could personalize their approaches to teaching and learning , and meet the needs of their students and the expectations of the parents and the community. We did this through empowering the Master Teachers to support the curriculum needs in school.

The K to 12 Curriculum set as the key focus throughout the year with many exciting and innovative ways to support its implementation, the training of all Grade 2

and Grade 8 Teachers, the Mother Tongue Based Multi-Lingual Education (MTBMLE) and other Programs and Projects that support the

K to 12 implementation gained momentum this year. Not to mention the effort of our planning unit to install new systems in monitoring, evaluation and reporting school data needed for the Basic Information System.



The preparation of the Senior High School for the year 2016-2017 highlighted this years school planning and projections. This includes the piloting of schools for Senior High School for SY 2014-2015 in San Isidro National High School, Mansasa National High School for the Technical Vocational and Livelihood and Dr. Cecilio Putong National High School for Academic and the Arts.

Our public school teachers were among the highest paid in the Basic Education System in the province. The last 10% salary increase ---the third tranche of increase in three consecutive years starting 2009, the Performance Based Bonus, the Mobile Teachers Allowance and the City Allowance gave the teachers a good Christmas tidings in 2013.

The 2013 Strategic Plan reiterated our focus as a public school system to achieve our goal for excellence.

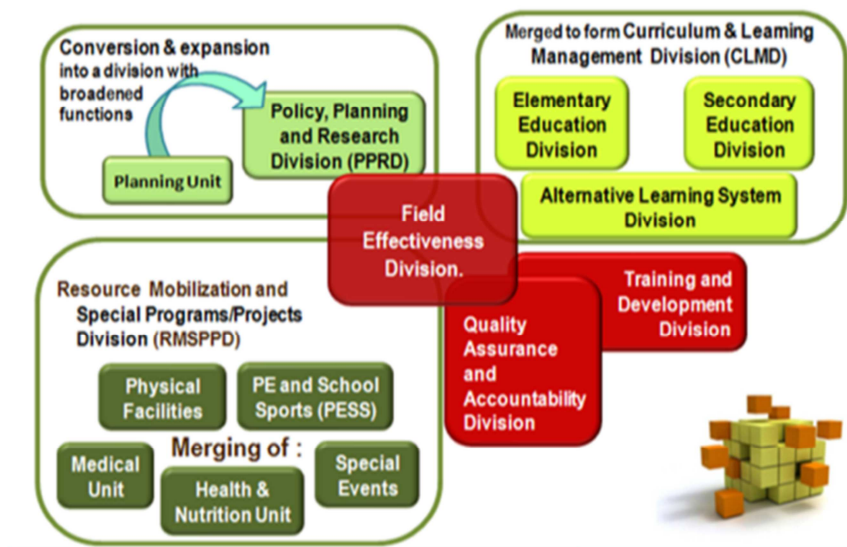
As you read through this annual report, our major final outputs were echoed in our work at every level from the schools to the District and to the Division. You will also see our focus for classroom practices and student learning.

#### I. Our Division Twin Structure

**Adopted the Regional Structure as a Transition structure and the approved rationalization plan (RP).**

I would like to acknowledge our teachers, students and parents working together to make our teaching – learning a good practice. The Teacher Education Institutions in the City, the City Government of Tagbilaran and the private individuals who contributed much to public education.

#### APPROVED RATIONALIZATIONAL PLAN DIVISION STRUCTURE



## 1.1 Areas of responsibility

### **Adopted the Rationalization Plan division structure**

#### **The Schools Division Office**

Is the frontline office of the Department for the management of basic education delivery, the Schools Division Office (DO) provides instructional leadership to schools and learning centers which are the direct implementers of educational programs for learner development. Schools and learning centers are aligned with the regional education development plan.

This is carried out through a strategic division education plan in consideration of the needs and concerns of the division, the district, the schools.

#### **Curriculum Implementation Division (CID)**

Focuses on implementing the agency's core function of delivering quality basic education and is tasked to ensure full implementation of the articulated basic education curriculum (K-12: pre-school, elementary, secondary and specialized curriculum), through localization / indigenization and innovations in teaching the various subject-areas toward improvement in the quality of learning outcomes.

##### **1. CID - Instructional Management and Supervision**

Shall ensure readiness of schools and Learning Centers in the implementation of the articulated basic education curriculum (K-12: pre-school, elementary, secondary and specialized curriculum) including localization / indigenization and innovations as well as the supervision in the teaching-learning process of the various subject-areas and the provision of technical assistance towards improvement in the quality of learning outcomes.

The Education Program Supervisors shall work along their areas of specialization with both Learning Resource Management and Development and District Supervision in ensuring that schools and learning centers achieve the required learning outcomes and performance

##### **2. CID - Learning Resource Management and Development**

Improve the provision of and access to quality learning and teaching resource materials for students and instructional support materials for teachers in the division including textbooks in coordination with Planning and coordinate with Library Hubs located in the schools division.

Develop, produce and distribute approved localized learning resources for division-wide adoption in coordination with the Center for Learning Resources in the region. It shall work with the Education Supervisors and Public School District Supervisor to provide technical assistance to schools in the development, production, and distribution of learning resources and utilization of learning materials.

#### **Governance and Operations Division (GO)**

Focuses the Division Office to take on as part of its core function of providing oversight and ensuring due diligence in the management of schools. Part of providing oversight that

schools operate according to set standards is ensuring that the schools get the resources they need to operate and comply with such standards.

### **1. GO - Social Mobilization**

Work at advocating and promoting community involvement and engagement in the task of education.

Ensure that the schools are able to strike a balance between involving the community in plans and decisions in the spirit of shared governance and yet maintain its own administrative accountability.

Ensure resource generation for the schools division, schools and learning centers through Public/Private Partnerships, Public/Media relations, Advocacy and conceptualization and the implementation of Special Educational Support Projects.

It shall work with District Instructional Supervision as well as Educational Support Services to harmonize each others' effort.

Focal point for the division in planning, implementing, coordinating and monitoring activities related to Disaster Risk Reduction and Management Services (DRRM), Education in Emergencies (EiE), Climate Change and Adaptation (CCA).

### **2. GO - Planning and Research**

Provides support to management in the preparation/updating of the DEDP and provides technical assistance to the districts in the preparation of the District Development Plan, and schools in the development of their School Improvement Plan (SIP).

Develops and maintain Division Education Planning and Data Management Systems and conducts research studies to provide critical inputs as bases for management's strategic and operational decisions.

Work with other functional groups in the Division Office regarding data gleaned through the EBEIS (e.g. Textbooks with LRMS, school buildings with Engineering, Teachers with Personnel and HRD)

### **3. GO - Human Resource Development**

Implement efficient and effective Human Resource Development Systems to ensure availability of competent education leaders, teaching and non-teaching personnel for the schools and division office at all times.

In close coordination with the region. It manages the implementation of the T&D System including the INSET programs, Career Development, Management and Succession Planning Systems, Scholarship and Grants Program.

### **4. GO - Educational Facilities**

Ensure structurally and physically safe buildings, grounds and facilities for the Division Offices and schools/ Learning Centers and maintain a conducive physical environment.

Its key results are engineering plans, specifications and standards, School site/topography/hazard mapping and school facilities profile.

Provide technical assistance to the BAC procurement activities, implementation of School Based Repair and Maintenance (SBRM), school development plan, and etc.

## 5. GO - Health and Nutrition

Ensure the physical readiness of learners to learn, thru the implementation of health programs, provision of basic health and nutrition services and establishment of a healthful school environment through its team of nurses and dentists deployed in the districts.

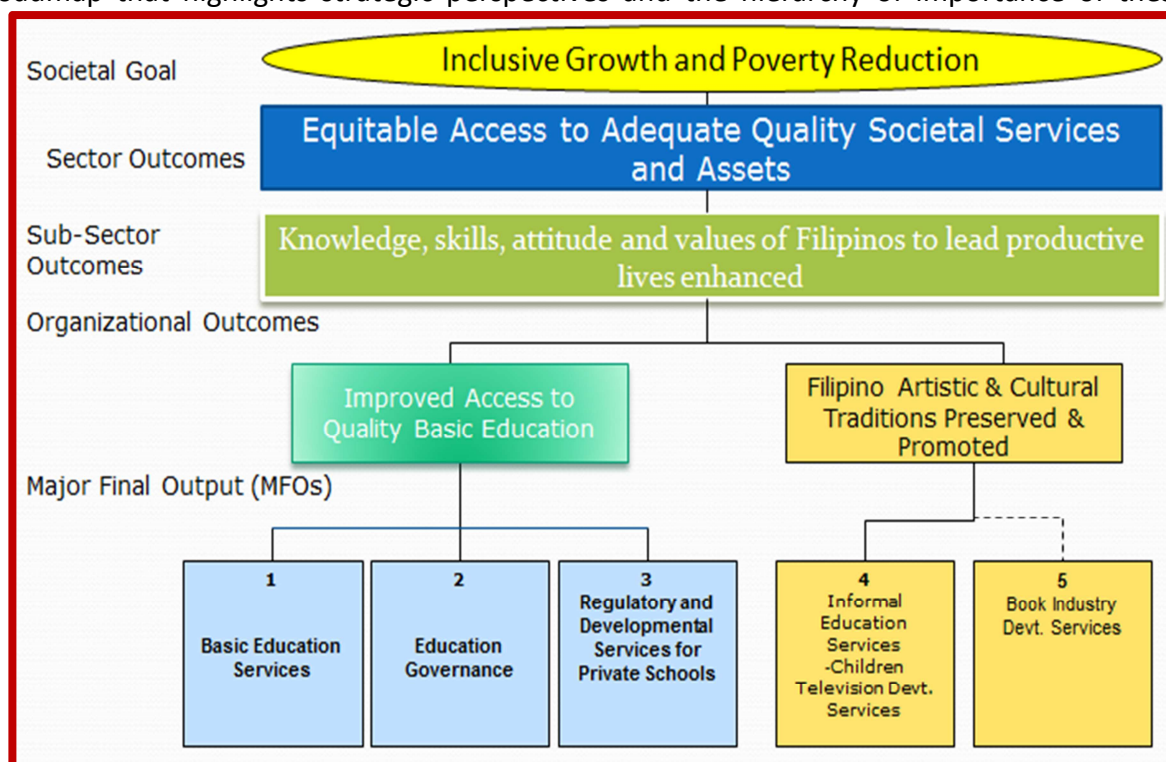
Work closely with District Instructional Supervision to build and sustain partnerships for resource generation and social mobilization towards the development of healthy school children.

Provide technical assistance and develop programs to promote a healthy lifestyle and practices among teachers and non teaching personnel as effective role models to the learners.

## 1.2 Performance Indicator Framework

The DepEd Logical Framework

To achieve the Vision, to live our Mission and core values, DepED crafted a strategic roadmap that highlights strategic perspectives and the hierarchy of importance of these



perspectives. It is not meant to be a strict sequence of events that needs to be followed

rather; it is intended to be a structured list of milestones that can be pursued simultaneously. The progression of critical elements and objectives simply emphasize the logic that an enabling environment (**stakeholders participation, resources, people, process excellence and constituency**) and “must haves” in providing quality basic education.

The DepED roadmap as shown is a pathway towards the vision focusing on the key perspectives.

#### **Stakeholders Participation.**

DepED and the schools acting alone cannot achieve change on the scale of transformation under conditions that prevail today. A capacity to establish partnerships with a range of organizations and institutions is essential towards improving core processes. The goal, therefore, of government should be to build stronger communities working in synergy, not bigger bureaucracies. DepED has long realized that by strengthening stakeholder convergence mechanisms at all levels, it can be assured of having sufficient resources (financial and otherwise) to improve its core processes.

#### **Resources.**

With a strong stakeholder support, DepED aims to generate financial and other resources needed to support critical initiatives. As part of this strategy, the Department aims to allocate government funds and stakeholder contributions equitably and, to support excellence in performance while exercising fiduciary responsibility.

#### **People.**

This perspective gives focus on human resources. Proficient strategy execution depends heavily on competent personnel, better-than-adequate competitive, and effective internal organization. Building a capable organization is thus always a top priority in strategy execution. The correct mix of opportunities, reward and assistance shall be in place to help employees maximize productivity and usher in a culture of excellence, integrity, and accountability.

#### **Process Excellence.**

This perspective puts premium on two (2) DepED core processes --. first *to teach* and second *to manage resources*. It aims to strengthen the teaching process to cater to diverse needs and making the management process more effective and efficient. This can be done by external stakeholders and employees working together to maximize available resources.

#### **Constituency.**

All these inputs and processes should lead to benefits for all learners. They should have access to learner-centered opportunities while under the care of the Department. After they have left the basic education system, they should have the necessary competencies to succeed in life, whether they decide to pursue further education or immediately enter the world of work.



## ORGANIZATIONAL PERFORMANCE INDICATOR FRAMEWORK (OPIF)

The **3 Major Final Outputs (MFO)** which set as the Target Performance Indicators of the Basic Education System. Listed targets are categorized in Kindergarten, Elementary, Secondary Education, Alternative Learning System, the Management Services and the Government's Assistance to Students and Teachers in the Private Education Services which are measured in quantity and quality.

**MFO1: Basic Education Services**

**MFO2: Education Governance**

**MFO 3: Regulatory and Developmental  
Services for Private Schools**



## II. Significant Issues

### Current Updates

#### 7.2 Magnitude Earthquake hits Bohol & Tagbilaran City

The 7.2-magnitude Bohol quake displaced some 367,580 people across Central Visayas as it either damaged or destroyed some 79,217 houses and 4,617 schools.

In Tagbilaran City all public elementary & secondary schools were partially to heavily damaged. A total of 38 classrooms totally damaged, 121 classroom buildings needing major repairs and 16 other instructional and non-instructional buildings destroyed.

Cabawan ES, Taloto ES, Tagbilaran City Central ES, San Isidro ES, Dampas Elementary Schools, Cogon High School Evening Class and Dr. Cecilio Putong National High School have devised alternative means to restore classes using tents and makeshift buildings. Others resorted to class shift to accommodate students.

While people move frequently between their damaged homes and tents—depending on aftershocks and weather events, landslides and aftershocks push them out of the house and into the tents, while flooding and heavy rains drive them back into unsafe homes.

Close to 100 sinkholes have been discovered in Tagbilaran City and nine towns in Bohol after the 7.2-magnitude earthquake that shook the province on Oct. 15. Environment officials said not all of the sinkholes posed dangers to the public as long as no houses were built over them.

In Poblacion I, Tagbilaran City, about 200 families were asked to leave their homes, as the structures were built on the roof of a sinkhole.

A sinkhole is a vacuum or cavern beneath the ground or topsoil waiting for an occurrence (earthquake or heavy rain) to rupture.

City Mayor, John Geesnell Yap joined with Gov. Edgar Chatto, Governor of Bohol during an investigation headed by a team from the Mines and Geosciences Bureau (MGB) assessing the sinkholes to determine which ones posed a threat to the public. They used ground-penetrating radar to map the island for sinkholes. These mapping activity will be completed by the first quarter of 2014 for the team to decide whether there is a need for engineering interventions.

The sinkholes found by the Department of Environment and Natural Resources Central Visayas (DENR-7) are situated in Tagbilaran City and the towns of Baclayon, Corella, Alburquerque, Panglao, Dauis, Balilihan, Batuan, Loon and Carmen. Gov. Edgar Chatto said Bohol is safe for sinkholes “as long as we listen to scientists assessing the condition.”

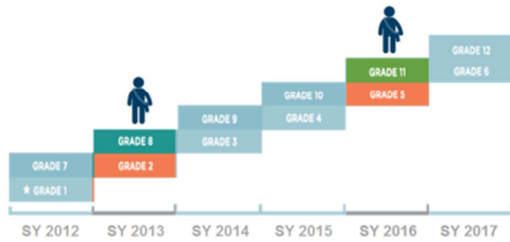
### **Students Attendance**

Ensuring compulsory attendance to pupils and students to attend school regularly even after the 7.2 earthquake is critical in raising standards in students achievement, engagement and retention in school.

Irregular student attendance specially in the secondary level is a major concern not only in the school but in the whole community as well. That is why the Parents Teachers Association is greatly involve in the discussion about students attendance and probable causes of dropping. Improving attendance remains a key priority to student at risk of dropping out (SRADO) as well as students from the minority class – the muslim children and their Madrasha classes.

## Piloting for Senior High School in SY 2014-2015 (Grades 11 and 12)

Grade 7 students of SY 2012-13 will be the first Gr 11 students in 2016-17. They are now in Grade 8.



Republic Act 105331 Enhancing the Philippine Basic Education System by improving its Curriculum and Increasing the number of Years in the Basic Education. Kindergarten + 6 Years in the Elementary + 4 Years Junior HS and 2 Years Senior HS totalled to 13 years in Basic Education.

### What is Senior High School?

It's a 2-year in-depth specialization for students depending on occupation and career track students wish to pursue. And which skills and competencies acquired in school is relevant to the local job market.

The 2 years of senior HS intend to provide time for students to consolidate acquired academic skills and competencies with certification standards from TESDA.

The curriculum will allow specializations in Academic, Technical Vocational and Sports & the Arts. This SH will take effect for the SY 2016-2017.

**Employees with affected items have options:**

**REMAIN IN GOVERNMENT SERVICE**

**Those who remain may:**

- 1 Apply for new position with a plantilla item (following the placement process)
- 2 Opt for Co-Terminus with the Incumbent (CTI) status

**RETIRE FROM GOVERNMENT SERVICE**  
(with benefits under EO 366)

The separation/retirement package shall be computed based on the years of service and the monthly salary as of whatever the employee may receive from GSIS.

**The MINIMUM AMOUNT**  
an employee can receive is ₱250,000, even if the computation falls below that.

**OR**

**Co-Terminus with the Incumbent:**

Co-Terminus with the Incumbent (CTI) status means the employee shall hold on to his/her item until he/she retires or chooses to leave the service. It is **NOT** co-terminus with the appointing authority nor is it only for a period of one year; the item is co-terminus with the one holding it (**incumbent employee**).

2 years of in-depth specialization for students

Tagbilaran City in its quest to establish Senior High School for the coming 2016 will pilot 2 schools namely: San Isidro National High School and Mansasa National High School for the SY 2014-2015. They will cater out of school youths who wish to take up Urban Agriculture and Technical Vocational Courses.

This effort is an exploratory level on how Senior High School works in the near future. The curriculum will allow specializations in Science and Technology, Music and Arts, Agriculture and Fisheries, Sports, Business and Entrepreneurship. The curriculum will allow specializations in Science and Technology, Music and Arts, Agriculture and

### Kindergarten Education

The implementation of the K to 12, Early Childhood Development Project (ECDP) that requires all Grade I Entrants to undergo training for eight weeks, prior to the formal

academic instructions, has turn into a new level – the Kindergarten Education is now a compulsory level to achieve basic education.

Children ages 5 years old should be enrolled to Kindergarten school public or private prior to enter Grade 1. Kindergarten pupils will undergo pre and post assessment to ensure that they are ready in their numeracy and reading skills. Pupils found to be not ready for Grade 1 instructions is given intervention by their teacher or may retain to Kindergarten classes to ensure that all Grade 1 entrants are eligible to enter 6 hours of classroom instructions.

### **Rationalization Program (RP)**

Executive Order No 77 dated May 08, 2012 approved the Rationalization Plan (RP) of the Department of Education.

This Rationalization Program aims to improve government effectiveness by doing and spending on the right things, improving efficiency by eliminating overlaps/duplication, and improving accountability for performance. The savings that may be generated from the effort would also be retained in the departments/agencies to fund additional maintenance and other operating expenditures for other relevant operations.

It aims at transforming the Executive Branch into a more effective and efficient government. It aims to focus government efforts on its vital functions and channel government resources to these core public services and improve the efficiency of government services, within affordable levels, and in the most accountable manner.

In some cases, the Rationalization Program (RP) may result in the redeployment of government personnel from redundant to vital functions. The affected positions includes: Central Office Units, Regional Offices, Schools Division Offices (SDO) proper, Casuals/contractual employees with appointment attested by CSC and funded by the General Appropriations Act (GAA).

Affected personnel will be given the option to avail of retirement/separation benefits with applicable incentives, if they choose not to remain in government service and be placed to other agencies or on stay in DepEd in a Co-Terminus Status.

### **Madrasha Classes to Muslim Students**

ALIVE is a special program of DepEd as mandated in DepEd Order No. 51, that all private Madaris and public schools for Muslims shall have Islamic Studies, Arabic Language and Islamic Values as part of their teaching curricula.

Tagbilaran City Division in consonance with the global commitment on Education for All (EFA) which is to provide access to quality basic education, envisions to become a center for educational excellence with dynamic leaders and highly motivated Asatidz. This geared towards the development of Muslim child in the City and the neighboring towns into full potential in child-centered and Islamic value driven teaching-learning environment and provide ALIVE pupils opportunity to quality Islamic education that is meaningful, relevant and culture-sensitive.

3 Elementary schools and 1 Secondary school in the division offered MADRASAH-ALIVE classes. About 12 classes was opened since School Y 2009-2010 up to the present.

**CO-TERMINUS with the INCUMBENT**  
*Regular employees with affected items may be placed in a similar position or may choose CTI status.*

**What is CTI?**  
 Co-Terminus with the Incumbent (CTI) status means the employee shall hold on to his/her item until he/she retires or chooses to leave the service. It is **NOT** co-terminus with the appointing authority nor is it only for a period of one year; the item is co-terminus with the one holding it (**incumbent employee**).

**FOR EXAMPLE:** A 40-year old affected regular employee who opts CTI status may choose to keep his/her item until he/she decides to leave government service or to retire from ages 60-65. This is the only time that the item will no longer be re-filled.

**CTI status provides that these will remain the same:**

- 1 Basic Salary
- 2 Regular salary step increment increase
- 3 Counting of years of service for GSIS
- 4 Personnel Economic Relief Allowance (PERA)
- 5 Bonus (Mid-year & Year-end)
- 6 Cash Gift
- 7 Productivity Incentive Benefits (PIB)
- 8 Clothing Allowance



### III. Agency Performance

#### Overview of Key Indicators

Our key performance indicators help us assess and monitor the extent to which we have achieved Government desired outcomes and enhance our ability to account to the community for our performance.

#### A. MAJOR FINAL OUTPUTS

MAJOR FINAL OUTPUT 1: BASIC EDUCATION SERVICES	PERFORMANCE INDICATORS	TARGET	ACCOMPLISHMENT
1. Quantity			
Enrolment of Public Kindergarten Schools as proportion of all children age 5 for the current school year ( Total population in 2013 1679 for ages 5 yo)	% / No. pupils enrolled in kindergarten	1,679 / 100%	3,044 / 181.29%
Enrolment of Public Elementary Schools as proportion of all children ages 6-11 for the current school year (14,390 population ages 6-11 yo in 2013)	% / of pupils enrolled in elementary	74.54% / 10,727	74.23% / 10,683
Enrolment of Public Secondary Schools as proportion of all children ages 12-15 for the current school year ( 8,444 population ages 12-15 in 2013)	% / of students enrolled in secondary	81.22% / 6,859	84.42% / 7,129



MAJOR FINAL OUTPUT 1: BASIC EDUCATION SERVICES	PERFORMANCE INDICATORS	TARGET	ACCOMPLISHMENT
% increase in number of 15-24 Learners in Basic Literacy Program compared to previous year	% / increase in number of 16-24 Learners in Basic Literacy Program compared to previous year	90%	80%
% of school leavers for the current school year	% of school leavers Elementary	0.09%	-2.02%
	Secondary	0.25%	5.51%
% of simple drop-out for the current school year	% of simple drop out Elementary	0.46%	0.39%
	Secondary	0.25%	2.57%

**Table 1. Comparative Data on Public and Private Kindergarten Classes, Enrollment, and Completers**

School Year	No of Classes			Enrollment			Completers		
	Public	Private	Total	Public	Private	Total	Public	Private	Total
2013-2014	47	118	165	1,495	1,549	3,044	NDA	NDA	NDA
2012-2013	36	97	113	917	1,984	2,901	910	1,579	2,489
Variance	+11	+21	+32	+578	-435	+143	910	1,579	2,489

**Table 2. Comparative Kindergarten Nutritional Data (Public Schools Only)**

Level	Pupils Weight in %		Wasted in %		Severely Wasted in %		Normal in %		Overweight in %		Obese in %	
	Baseline	Endline	Baseline	Endline	Baseline	Endline	Baseline	Endline	Baseline	Endline	Baseline	Endline
2012-13	99.69	97.57	3.05	2.34	11.97	10.16	83.72	85.08	1.26	2.05	0	0.32
Variance	-2.12		-0.71		-1.81		+1.36		+0.79		+0.32	

**Table 3. Comparative School Readiness Year End Assessment (SReYA) Result 2013**

School Year	Kindergarten Enrollment	Pre-Test		Post-Test		% of Improvement
		Ready	Not Ready	Ready	Not Ready	
2011-2012	917	42.73%	57.27%	78.97%	21.03%	84.62 %
Variance		14.54 %		57.94 %		

MAJOR FINAL OUTPUT 1: BASIC EDUCATION SERVICES	PERFORMANCE INDICATORS	TARGET	ACCOMPLISHMENT
Quality			
% improvement in proportion of Grade 6 pupils with Mean Percentage Score of 76	% of Grade 6 pupils with Mean Percentage Score of 76 and better	14%	7%



<b>and better in National Achievement Test Total Test</b>	in National Achievement Test Total Test		
<b>% improvement in proportion of Year 4 students with Mean Percentage Score of 76 and better in National Achievement Test Total Test</b>	% of Year 4 students with Mean Percentage Score of 76 and better in National Achievement Test Total Test	9%	20%
<b>% learners aged 15-24 who completed the DepED Procured and Delivered Alternative Learning System Program</b>	% learners aged 16-24 who completed the DepED Procured and Delivered Alternative Learning System Program	90%	80%
<b>Passing Rate in the A&amp;E of DepED Procured/Delivered ALS Program completers (who took the examination)</b>	% of DepED Procured/Delivered ALS Program completers who passed the A&E exam	Elem - 72% Sec - 85%	Elem - 4.71% Sec - 76.26%
<b>No. of schools with 90-100% downloaded MOOE</b>	No. of schools with 90-100% MOOE received	58%	33.33%
<b>Instructional modules for teachers and students prepared before school opening</b>	% of schools received instructional modules for teachers and students	100%	100%

**Table 4. Comparative Performance Indicators –Elementary Education (Public & Private)**

EFA CORE INDICATORS	SY 2011-12			SY 2012-13		
	Public	Private	Total	Public	Private	Total
Gross Enrolment Ratio in ECD	47.55	NDA	47.55	57.75	NDA	57.75
% of Grade 1 with ECD	92.75	NDA	92.75	97.55	99.77	98.22
Net Intake Rate in Grade 1	47.15	NDA	47.15	73.91	NDA	73.91
Gross Enrolment Ratio	80.54	NDA	80.54	83.73	NDA	83.73
Net Enrolment Ratio (Participation Rate)	69.67	NDA	69.67	72.66	NDA	72.66
School Leavers	-0.19	NDA	-0.19	-2.02	NDA	-02.02
Cohort Survival Rate	87.85	NDA	87.85	88.90	90.91	90.46
Completion Rate	85.08	NDA	85.08	85.70	89.92	90.54
Promotion Rate	94.71	NDA	94.71	96.66	99.08	97.40
Repetition Rate	2.15	NDA	2.15	2.22	NDA	2.22
Failure Rate	3.72	0.74	2.80	2.53	6.62	1.95
Drop-Out Rate	0.83	0	0.83	0.39	0.28	0.35
<b>POPULATION</b>	<b>SY 2011-12</b>			<b>SY 2012-13</b>		
Total Ages 4-5	1,675			1,803		
Total Age 6	1,679			1,725		
Total Ages 6-11	13,799			14,159		
<b>ENROLMENT</b>	<b>SY 2011-12</b>			<b>SY 2012-13</b>		
	Public	Private	Total	Public	Private	Total
Total Enrolment in All Ages	10,431	4,250	<b>15,681</b>	10,627	4,683	<b>15,310</b>
Kindergarten Enrollment	1,019	2,363	<b>3,382</b>	968	1,984	<b>2,952</b>
Grade I Enrolment (All Ages)	1,955	799	<b>2,757</b>	1,797	767	<b>2,564</b>
Enrolment Ages 6 - 11	9,023	3,759	<b>12,782</b>	9,439	4,160	<b>13,587</b>

(Source: DepEd, Enhanced Basic Information System)

**Table 5. Accreditation and Equivalency Test Result - Elementary**

YEAR	TAKERS	PASSERS	% OF PASSERS
2011	777	542	70%
2012	835	735	88%
2013	893	Waiting for the 2013 result	

**Table 6. Comparative Performance Indicator – Secondary Level (Public & Private)**

<b>EFA CORE INDICATORS</b>	<b>SY 2011-12</b>			<b>SY 2012-13</b>		
	<b>Public</b>	<b>Private</b>	<b>Total</b>	<b>Public</b>	<b>Private</b>	<b>Total</b>
Gross Enrolment Ratio	83.06	NDA	<b>83.06</b>	83.16	NDA	<b>83.16</b>
Net Enrolment Ratio (Participation Rate)	61.00	NDA	<b>61.00</b>	66.05	NDA	<b>66.05</b>
Cohort Survival Rate	72.31	NDA	<b>72.31</b>	84.20	92.93	<b>88.57</b>
Completion rate	68.32	NDA	<b>68.32</b>	79.37	90.34	<b>84.86</b>
Graduation Rate						
Promotion Rate	86.02	NDA	<b>86.02</b>	89.57	96.12	<b>92.85</b>
Repetition Rate	4.02	NDA	<b>4.02</b>	4.52	0.29	<b>2.41</b>
Transition Rate						
School Leaver Rate	10.01	NDA	<b>10.01</b>	9.04	NDA	<b>9.04</b>
Failure Rate	9.00	2.93	<b>6.71</b>	5.68	2.19	<b>3.94</b>
Retention Rate						
Drop-Out Rate	3.96	NDA	<b>4.89</b>	36.98	2.17	<b>19.58</b>
<b>POPULATION</b>	<b>SY 2011-12</b>			<b>SY 2012-13</b>		
Population (Ages 12-15)	8,250			8,444		
<b>ENROLMENT (Public Only)</b>	<b>SY 2011-12</b>			<b>SY 2012-13</b>		
	<b>Public</b>	<b>Private</b>	<b>Total</b>	<b>Public</b>	<b>Private</b>	<b>Total</b>
Total Enrolment in All Ages	6,666	3,884	<b>10,550</b>	6,825	4,096	<b>10,921</b>
Enrolment (Ages 12-15)	4,896	3,032	<b>7,928</b>	6,458	3,677	<b>10,135</b>

MAJOR FINAL OUTPUT (MFO) 2: EDUCATION GOVERNANCE	PERFORMANCE INDICATORS	TARGET	ACCOMPLISHMENT
Quality			
<b>Proportion of schools reached at least level 1 SBM Level of Practice- Elementary</b>	Proportion of elementary schools reached at least level 1 SBM	17/17	17/17
<b>Proportion of schools reached at least level 1 SBM Level of Practice- Secondary</b>	Proportion of secondary schools reached at least level 1 SBM	7/7	7/7
<b>Schools recognized as High Performing Schools in Performance Based Bonus (PBB)</b>	Top 1% Exceptional Schools Top 2.5% Outstanding Top 2.5% Excellent	2 3 3	0 1 1
<b>Number of engaged multi-sectoral partners and donors</b>	Number of multi-sectoral partners and donors	40	25
<b>Accomplishments in Annual Work and Financial Plan</b>	% of accomplishments/ utilization of funds vis-à-vis the Annual Work and Financial Plan based on obligations as of end of the Calendar Year	100%	100%
<b>No. and % of Elementary schools meeting the standard ratio.</b>	No. and % of Elementary schools meeting the standard ratio for Classrooms, Teachers, Seats, Textbooks, WatSan	3 or 17.65%	2 or 11.76%
<b>No. and % of Elementary schools meeting the standard ratio.</b>	No. and % of Elementary schools meeting the standard ratio for: Classrooms, Teachers, Seats, Textbooks, WatSan	2 or 28.57%	0
<b>Reduction of severely wasted nutritional status from the baseline to endline data</b>	% Severely wasted nutritional status endline	0	4.24%
<b>No. of Schools with unresolved complaints and cases</b>	Number of complaints/ cases elevated to the Regional Office:  Schools  Division Office	0  0	1  1

Table 8. Number of Awards and Recognition Received

Indicator	Target	2013 Accomplishments	Variance
No. of Awards/Recognition (belong to Top 5 in any contests/competitions) received in the:			
- Regional Level	50	67	+17
- National Level	3	4	+1
- International Level	0	0	0

**Table 9. Number of Schools**

Level of Education	Public	Private	Total
Elementary Education			
No. of Schools with Kindergarten Only	0	6	6
No. of Elementary Schools with Kindergarten	17	15	32
No. of Barangays with Elementary Schools	12	6	18
No. of Elementary Schools in the Island	0	0	0
No. of Elementary Schools in the Islet	0	0	0
No. of Mountain Barangay Schools	0	0	0
Secondary Education			
Total No. of Secondary Schools	7	12	19
No. of Barangays with Secondary Schools	6	6	12
No. of Secondary Schools in the Island	0	0	0
No. of Secondary Schools in the Islet	0	0	0
No. of Mountain Barangay Schools	0	0	0

**Table 10. Status of the Basic Education Resources**
**10.1 Human Resources**

Position	KINDERGARTEN		ELEMENTARY		SECONDARY	
	Existing	Need	Existing	Need	Existing	Need
Teachers	17	3	312	1	250	0
Master Teachers	0	1	29	2	18	7
SPED Teachers	0	2	9	1	0	3
Mobile Teachers	0	0	0	4	0	4
Madrasah Teachers	0	0	1	0	1	0
TVE Teachers	0	0	0	0	0	41
School Heads	0	0	18	0	7	0
Teaching Related:						
Librarian	0	0	0	1	2	2
Guidance Counsellor	0	0	0	1	2	4
Medical						
Dentist	0	0	0	1	1	1
Nurse	0	0	0	1	1	1
Dental Aide	0	0	0	1	0	1
Executive Staff						
Superintendent						
Asst. Schs Div. Supt.						
Education Supervisors			6	0	5	
District Supervisor			1			
Non-Teaching Personnel						
Administrative Officer			1		1	
Planning Officer			1		0	
Accountant			1		0	
Cashier			1		0	
Senior Bookkeepers					4	
Disbursing Officers					4	
Administrative Assistant			3		0	
Administrative Aide			4		4	
Security Guard			2		1	

**10.2 Crucial Resources**

Position	KINDERGARTEN		ELEMENTARY		SECONDARY	
	Existing	Need	Existing	Need	Existing	Need
Classrooms	5	16	152	117	102	16
Seats	300	800	9390	1293	6502	627
Water & Sanitation	0	9	278	13	95	10
Textbooks	0	5980	49,291	36173	37,814	19,218

Position	KINDERGARTEN		ELEMENTARY		SECONDARY	
	Existing	Need	Existing	Need	Existing	Need
Computer Units	0	24	114	60	183	240
Internet Connectivity	0	0	17	0	7	0

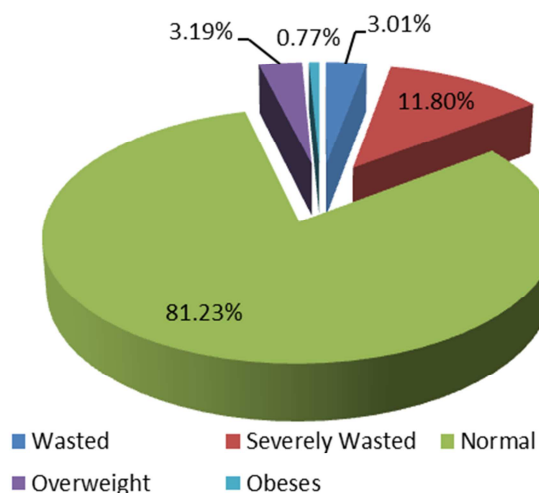
### 10.3 Financial Resources

Allotment	Personal Services		MOOE		Capital Outlay	
	Amount	%	Amount	%	Amount	%
GAA	226,747,590.66	83.98%	17,108,044.80	6.33%	26,121,665.19	9.67%
SEF	6,945,000.00	27.78%	16,555,000.00	66.22%	1,500,000.00	6%
PTCA	559,686.65	9.99%	214,000.00	3.82%	4,826,539.52	86.18%
<b>TOTAL</b>	<b>234,252,277.31</b>	<b>77.93%</b>	<b>33,877,044.80</b>	<b>11.27%</b>	<b>32,448,204.71</b>	<b>10.80%</b>

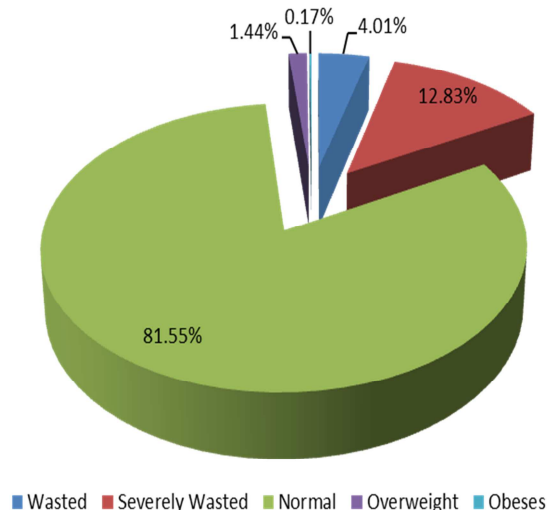
Table 11. 2013 Nutritional Status - Public Schools

Level	Pupils Weight in %		Wasted in %		Severely Wasted in %		Normal in %		Overweight in %		Obese in %	
	Baseline	Endline	Baseline	Endline	Baseline	Endline	Baseline	Endline	Baseline	Endline	Baseline	Endline
Elementary	99.93	98.70	3.91	3.01	12.63	11.80	79.67	81.23	3.02	3.19	0.77	0.77
Variance	-1.23		-0.9		-0.83		+1.56		+0.17		0	
Secondary	100	98.06	5.64	4.01	11.94	12.83	80.72	81.55	1.51	1.44	0.19	0.17
Variance	-1.94		-1.63		+0.89		+0.83		-0.07		-0.36	

Elementary Level



Secondary Level



MAJOR FINAL OUTPUTS 2: EDUCATION GOVERNANCE		PERFORMANCE INDICATORS	TARGET	ACCOMPLISH-MENT
<b>Quantity</b>				
Training of Trainors conducted on or before March 15 of the	No. of Trainors trained	50	62	
No. of teaching, non and related teaching personnel trained under competency-based training.	No. of Teachers and Non-Teaching trained			
a. Teaching	No. of Teaching Positions	500	578	
b. Non-Teaching	No. of Non-Teaching Position	100	72	
c. Teaching Related	No. of Teaching Related Position	5	4	
Equitable distribution of teachers, classrooms, water and sanitation, school seats and textbooks				
a. Teachers	Pupil Teacher Ratio	Elem 1:40	Elem 1:1.25	
	Student Teacher Ratio	Sec 1:45	Sec 1:1	
b. Classroom	Classroom Pupil Ratio	Elem 1:40	Elem 1:36.75	
	Classroom Student Ratio	Sec 1:45	Sec 1:32.66	
c. Toilet	Toilet Pupil Ratio	Elem 1:50	Elem 1:17.71	
	Toilet Student Ratio	Sec 1:50	Sec 1:60.94	
d. School Seats	School Seats Pupil Ratio	Elem 1:1	Elem 1:0.99	
	School Seats Student Ratio	Sec 1:1	Sec 1:32.66	
e. Textbooks	Textbook Pupil Ratio	Elem 1:1	Elem 1:3	
	Textbook Student Ratio	Sec 1:1	Sec 1:3	
Value of cash or in-kind donations arising from partnership with LGUs, Business Sector, and CSOs	Value of cash or in-kind donations arising from partnership with LGUs, Business Sector, and CSOs	1,500,000.00	1,516,722.47	
Percentage of schools liquidating downloaded 90% - 100% MOOE on time	% of schools liquidating MOOE on time	100%	100%	
Number of Private Schools submitting EBEIS data on or before October 15 of the current School Year	Number of Private Schools submitting EBEIS data on or before October 15 of the current School Year	24	24	



MAJOR FINAL OUTPUT (MFO) 3:			
REGULATORY AND DEVELOPMENTAL SERVICES FOR PRIVATE SCHOOLS	PERFORMANCE INDICATORS	TARGET	ACCOMPLISHMENT
Quality			
<b>Zero Private Schools reported operating without permit (based on complaints)</b>	Zero Private Schools reported operating without permit (based on complaints)	0	0
Quantity			
<b>Proportion of Private School with Permit to Operate or acquired recognition to Total Number of Private Schools</b>	Proportion of private schools with permit to operate	24/24	24/24

Table 12. List of GASTPE Participating Schools

List of GASTPE Participating Schools as of SY 2012: Region VII, BOHOL, Tagbilaran City			
This table shows you the number of GASTPE participating schools for School Years 2011 and 2012, as identified by FAPE.			
Sum of NUM			
Division.2012	FAPE Sch I	School Name	Total
Tagbilaran City	701082	Bohol Institute of Technology	1
	701097	University of Bohol (Day)	1
	701098	University of Bohol (Night)	1
	702024	Holy Name University (Night)	1
	702084	Grace Christian School	1
	702085	Holy Name University (Day)	1
	702086	Holy Trinity School Foundation	1
	703325	Holy Spirit School	1
Tagbilaran City Total			8

#### IV. SECTOR PERFORMANCE OUTCOMES

##### Overview of the Division Strategies, Programs and Projects and Causes of Gaps

##### A. Division Strategies

##### Strategy 1: Improve Access to Basic Education

DIVISION STRATEGIES	
1. IMPROVE ACCESS TO BASIC EDUCATION	
STRATEGIES	Programs and Projects
Intensive Mobilization and Advocacy on Early Enrolment	Child Find Summer Program 2013 Family/ Community Mapping
Pupil/Student Tracking	Strengthen E-Tracking System
Adopt and Implement SOBE, MISOSA, EASE, Open HS, DORP	ADM
BLP Cum Livelihood A&E	Alternative Learning System
Strengthen Special education program for children with disabilities	Support to SPED Centers/Schools
Implementation of Madrasah Program	ALIVE

#### CAUSES OF GAPS

##### LEARNERS

- Non-mastery of skills
- Poor language, reading, and number comprehension
- Health problem (nutritional status)

##### TEACHERS

- Poor teacher competencies on
- Learning assessment & evaluation
- Strategies
- Content
- Poor classroom discipline and management
- Attitude problems
- Financial Problem
- Lack of capacity to diagnose a learning disability
- Lack competency on the development of learning and teaching resources.
- Lack of commitment and dedication

##### PARENTS

- Lacking parental support
- No motivation efforts
- Dysfunctional families

**SCHOOL MANAGEMENT**

- Lack technical assistance
- Instructional supervision is secondary to administrative duties
- Overlapping concerns
- Lacks leadership competency
- Lip service commitment

**COMMUNITY**

- presence of internet café', billiard and night spots, & videoke bars
- presence of illegal gambling (hantak)
- Barkadas, gangsterism

**SCHOOL MANAGEMENT**

- Lack technical assistance
- Instructional supervision is secondary to administrative duties
- Overlapping concerns
- Lacks leadership competency
- Lip service commitment

**COMMUNITY**

- presence of internet café', billiard and night spots, & videoke bars
- presence of illegal gambling (hantak)
- Barkadas, gangsterism

**LGU**

- Weak imposition of laws/ordinances governing the presence of internet café, billiards and night spots, gambling dens and videoke bars near the schools
- Political conflicts/feuds
- Insignificant Financial Support

## Strategy 2: Improve Quality Learning and Teaching

2. IMPROVE QUALITY OF LEARNING AND TEACHING	
STRATEGIES	PAPs
Feeding of the severely wasted/wasted pupils and students	School Based Feeding Program
Strengthen School Health Care Services	School Health and Nutrition Program (Hand washing, Deworming and Dengue Prevention, Control, Anti-Rabies and Tooth brushing)
Develop love for reading	ECARP, Project STAR, Mobile Library
Enhance technical, vocational and entrepreneurial skills	Strengthening the TLE Projects & Instructions (Gulayan sa Paaralan, RTGP, NGP, Ubi Production, Food Security Program & Technolympics)
Improve Science and Math Education	Support to Special Science Elem. School Support to Engineering and Science Education Program High Schools SciDAMA, Science Quiz & Exhibits Support to Secondary Schools with Special Programs for the Arts and Sports Enrichment of classroom instruction through Scouting Teachers' Training, Scholarship and Fellowship Grants
Strengthen the teaching of MAPE and HEKASI	
Align KSAs of learners with existing opportunities in the community	K to 12 Basic Education Program
Link with TESDA to train, assess and accredit graduates	

### CAUSES OF GAPS

- Very limited use of developmental activities for mastery
- Identified least learned skills are not attended
- Reading abilities are poor
- Inability to comprehend language and number problems
- Little exposures to Science concept due to poor or no integration at all
- Very limited use of developmental activities for mastery
- Identified least learned skills are not attended
- Reading abilities are poor



- Inability to comprehend language and number problems
- Little exposures to Science concept due to poor or no integration at all.

### **Strategy 3: Improve Quality of Education Mangement/ Governance Across Schools Division**

<b>3. IMPROVE QUALITY OF EDUCATIONAL MANAGEMENT/GOVERNANCE ACROSS SCHOOLS DIVISION</b>	
Enhance CB for Non-Teaching personnel	HRTD: Scholarship and CB for Non-Teaching Personnel and SHs Training
Improve Management of School Operation Roll out of SOBE Mechanism	SBM Installation and Support Resource Mobilization
Filling up of vacancies of non-teaching personnel	HR Program
Strong coordination/collaboration with education stakeholders	Strengthening of Education Forum
Strengthen M&E/Feedback Mechanism	SMEA & DMEA Research

## **V. Priority Areas of Operations**

This report is built around the 3 priority areas identified in our strategic plan.

Priority 1. Success for all students

Priority 2. Organizational Effectiveness

Priority 3. Readiness of the Schools in Full Implementation of the K to 12 Curriculum

We commit to achieve a range of outcomes by 2015 under each areas. This section outlines progress during SY 2011-2012 against each area.

### **Priority 1: Success for all Students**

Establish better intervention strategies and integration of services for children and out of school youths and adult.

Improve Academic Performance in National Achievement Test (NAT) in all levels.

### **Priority 2: Organizational Effectiveness**

Establishment of an Asset Management System- a system that monitors and maintains physical resources from the schools, districts and division office in order to provide the best services used in attaining learning outcomes.

Strengthening the Human Resource Management - ensuring that the staff in the division has the essential knowledge skills, and attitudes that matches his/her job description.

### **Priority 3: Readiness of the Schools in Full Implementation of the K to 12 Curriculum**

The Curriculum is contextualized so that children develop where they are and are given meaningful opportunities. The K to 12 curriculum addresses national and global needs and is one strategy to reduce poverty.

A strong curriculum support system is needed to ensure that the goal to produce holistically-developed Filipinos with 21st century skills is achieved in all schools.

Questions on what kind of teachers are needed? Budget for materials, facilities, and equipment? Which industries in the community should be included? Are given priorities for planning.

Either children move on to higher education, employment, entrepreneurship, mid-level skills development. It's about developing the 21st century skills to prepare the learners for the four exits. The 21st century skills are: Information, Media, and Technology Skills, Learning and Innovation Skills, Communication Skills, Life and Career Skills.

One of the main reasons we extended 2 years: the Philippines is behind in the international scene. Consistent with ASEAN 2015 wherein countries must have a mutually acceptable educational system that is at par with the ASEAN Qualifications Reference Framework (AQRF).

## **VI. Issues and Concerns**

1. 80% of the schools did not comply for the second cycle of School Improvement Planning.
2. School & Division Monitoring and Evaluation (SMEA, DMEA) quarterly activity was not given a priority due to overlapping concerns in budgeting, Senior High School Planning, Sports and many more.





3. Human Resource Training and Development (HRTD) to teachers and Non-Teaching Staff were not based to its Individual Professional Plan for Development (IPPD) and School Plan for Professional Development (SPPD) all trainings conducted were Region and Central Office Initiated to give priorities K to 12 implementation.
4. Organizational Effectiveness
  - a. Establishment of Asset Management System- system that monitors and maintains physical resources from the schools, districts and division office in order to provide the best services used in attaining learning outcomes.
  - b. Strengthening the Human Resource Management - ensuring that the staff in the division has the essential knowledge skills, and attitudes that matches his/her job description.
5. Improve and maintained Academic Performance in NAT in all levels
6. Readiness of the Pilot Secondary Schools in the pilot implementation of Senior High School for SY 2014-2015.

#### VII. Recommendations

1. Schools to complete the 2nd cycle of School Improvement Plan (SIP)
2. Schools and Division to continue SMEA and DMEA mechanism and
3. IPPD and SPPD to be updated
4. Strengthen the Bids and Awards Committee (BAC) especially on monitoring of all procurement made using the monitoring tool.
5. Implementation of the Rationalization Plan and ensuring attitude and job matches to affected staff in the Division.



**Sector : SOCIAL DEVELOPMENT**

**Sub-sector : Education and Manpower Development**

**Office : OFFICE OF THE GOVERNOR – EDUCATION DEVELOPMENT CENTER**

## I. HIGHLIGHTS OF ACCOMPLISHMENTS FOR CY 2013

1. Pres. Carlos P. Garcia Scholarship Program
  - > Facilitated the processing and release of financial assistance of each qualified student-beneficiary of ₱5,000.00 for tuition fee per semester, ₱600.00 monthly allowance for public school enrollee / ₱400.00 monthly allowance for private school enrollee for 10 months and ₱500.00 book allowance per school year for a total of 160 college students.
2. Bohol Education Subsidy Program
  - > Facilitated the processing and release of financial assistance to qualified student-beneficiary of ₱2,500 per semester for a total of 1,200 college students-beneficiaries
3. Conduct of Qualifying Examination
  - 1 qualifying examination conducted April 2013*
  - > Facilitated the preparation of test questionnaires, conduct of qualifying examinations, checking of answer sheets, and preparation of test result, summary for student-applicants of the Bohol Educational Subsidy Program (BESP), Department of Agriculture-Agricultural Competitiveness Enhancement Fund (DA-ACEF) Scholarship Program, and the Special Program for the Employment of Students (SPES).
4. Teacher Reinforcement Program
  - > Facilitated the hiring of 155 province-paid public secondary school teachers, and the processing and the release of their salaries and other benefits costing ₱ 16.95 Million
5. School Building Construction Program
  - > Conducted on-site classroom / school building needs verification based on submitted barangay and PTA resolutions. Identified and recommended to the Office of the Governor the second batch of 14 recipient-schools of 1 unit two-classroom school building each under the Provincial Government of Bohol-Department of Education Counter parting Program. Cost: ₱2.70 M
6. Classroom Library Development Program
  - > Facilitated the sorting, allocation, and distribution of 26,500 volumes of donated books (from Children International Inc.) to 78 public elementary schools, 60 public secondary schools, and 2 municipal libraries.

Sector : SOCIAL DEVELOPMENT

Sub-sector : Education and Manpower Development

Office : **TECHNICAL EDUCATION AND SKILLS DEVELOPMENT AUTHORITY (TESDA)**

## I. HIGHLIGHTS OF ACCOMPLISHMENTS FOR CY 2013

### A. Detailed Listing of Completed Programs, Projects and Activities

Name of Program/Activity	Description	Target	Accomplishment
<b>1. Massive Training and Retraining</b>		(graduates)	
a. School-based program	These are different skills	7551	6347
b. TTI-based program	training programs and tech-	2014	2284
c. Community-Based Programs	voc courses conducted at	24360	31719
d. Kasanayan sa Hanapbuhay Program	different venues.	3979	2033
<i>TOTAL</i>		<i>37904</i>	<i>42383</i>
<b>2. Scholarship Programs</b>			
a. PESFA Scholarship Program	Scholarship programs	618	590
b. TWSP	offered to less-privileged	987	2317
c. Language Skills Institute	students	75	75
d. Cash for Training Program		760	1075
<i>TOTAL</i>		<i>2440</i>	<i>4057</i>
<b>3. Unified TVET Program Registration and Accreditation System (UTPRAS)</b>	No. of programs registered		14
<b>4. Assessment and Certification</b>	Assessing and certifying		
a. Assessed workers	workers through competency	16467	16742
b. Certified workers	assessment in different TVET Qualifications	15211	15893
<b>5. Employment Tracking</b>			

Name of Program/Activity	Description	Target	Accomplishment
a. Employed Graduates	Total Employed Graduates	9199	8805
<b>6. Other Programs</b>			
a. Conduct of TVET Forum	No. of forum conducted	1	1
b. Success Stories	No. of success stories published	22	24
c. Compliance Audit	No. of programs audited for UTPRAS compliance	23	70
	No. of Competency Assessors accredited	15	62
d. Accreditation of Competency Assessors/Assessment Centers	No. of Assessment Centers accredited	3	4
e. Youth Profiling for Starring Career	No. of persons profiled under YP4SC	5965	6666
<b>7. STEER-Bohol Program ( Skills Training for Emergency Employment towards Recovery of Bohol)</b>	Training cum production shelter program in support to recovery program of the Provincial Government to victims of the 7.2 magnitude earthquake	800 graduates for 8 municipalities ( Maribojoc, Loon, Calape, Tubigon, Antequera, Catigbian, Sagbayan and San Isidro)	400 skilled graduates in Masonry, Plumbing, Electrical and Carpentry

**B. List of completed, on-going & pipeline programs/projects CY 2013**

Program/Project	Location	Date Started/ Date Completed	Target Beneficiaries	Cost in Pesos	Fund Source	Status		Remarks
						% of Completion	Total Expenditure	
1. Massive Training and Retraining (School-Based, Center-Based, Community and Enterprise-Based)	Province wide	Jan-Dec 2013	OSYs, unemployed, underemployed, HS graduates	1,347,500.00	TESDA, LGUs, NGOs	112%	4,914,124.36	
2. Scholarship Program ( TWSP, PESFA, C4TP)	Province wide	Jan-Dec 2013	OSYs, unemployed, underemployed, HS graduates	12,864,531.00	TESDA	166%	23,091,236.20	Total Expenditures includes spill over of 2012
3. Unified TVET Program Registration and Accreditation System ( UTPRAS)	Province wide	Jan-Dec 2013	TVET Providers	65,000.00	TESDA		65,000.00	
4. Assessment and Certification	Province wide	Jan-Dec 2013	tech-voc graduates and industry workers	50,000.00	TESDA	Assessed - 102% Certified - 104%	50,000.00	
5. Employment Tracking	Province wide	Jan-Dec 2013	tech-voc graduates	65,000.00	TESDA	96%	65,000.00	
6. Other Programs								
a. Conduct of TVET Forum	Tagbilaran City	Aug-13	TVET Providers and Industries	30,000.00	TESDA	100%	30,000.00	
b. Success Stories	Province wide	Jan-Dec 2013	tech-voc graduates	10,000.00	TESDA	109%	10,000.00	
c. Compliance Audit	Province wide	Jan-Dec 2013	TVET Providers	15,000.00	TESDA	304%	15,000.00	
d. Accreditation of Competency Assessment/Assessment Centers		Jan-Dec 2013	Assessment Centers	15,000.00	TESDA	413% and 133%	15,000.00	
e. Youth Profiling for Starring Career	Province wide	Jan-Dec 2013	tech-voc graduates	5,000.00	TESDA	112%	5,000.00	

Program/Project	Location	Date Started/ Date Completed	Target Beneficiaries	Cost in Pesos	Fund Source	Status		Remarks
						% of Completion	Total Expenditure	
7. STEER-Bohol Program ( Skills Training for Emergency Employment towards Recovery of Bohol	Maribojoc, Loon, Calape, Tubigon, San Isidro, Antequera, Catigbian and Sagbayan	October 2013 to present	8 municipalities badly hit by the earthquake	4,000,000.00	TESDA	400 graduates in four training programs (50% completion)	4,000,000.00	Remaining four municipalities still with ongoing training/ construction
						12 houses constructed in the municipalities of San Isidro, Calape and Tubigon)		LGU-Maribojoc has not yet started the training program

### C. Future Programs and Projects: CY 2014

Name of Project	Location	Project Description	Target Dates	Target Beneficiaries/Persons Concerned	Fund Source
<b>MFO 1: TVET Planning and Information Services</b>  1. Updating of TESDC Plan  2. Quarterly PTESDC Meetings  3. Industry Consultations and Dialogues  4. Consultations with Employers and Financing Institutions  5. Employer's Survey  6. Organizing Public-Private Community and Social Strategic Partnerships  7. TVET Forum  8. Labor Market Disseminations  9. Research and Development	province wide	These activities will guide TESDA-Bohol in the implementation of its basic programs and services. The output of these programs are policies and facts for decision making as to what are the skills priorities.	January to December 2014	Various TESDA stakeholders like LGUs, industry partners, training institutions, and other private and government agencies.	TESDA-Bohol Budget



[illegible]

### INDUSTRY FORUM


TVET forum workshop by industry



### SECTORAL SKILLS COMPETITION



Computer Hardware  
Servicing NC II



Fruit and Vegetable Carving

### Jobs Bridging Program April 23, 2013




Food & Beverage Services NC II

### The Planning and Orientation of STEER Bohol Project



### ISO INSPECTION AND CERTIFICATION



**Sector :** SOCIAL DEVELOPMENT

**Sub-sector :** Health, Nutrition and Population Development

**Office :** PROVINCIAL HEALTH OFFICE

## I. HIGHLIGHTS OF ACCOMPLISHMENTS FOR CY 2013

### A. National Dengue Prevention and Control Program

- **Capability Building on Identification of the Dengue Mosquito Vector -**

The activity was participated by forty-four (44) Medical Technologists (Provincial and municipal-paid) in different municipalities conducted at last June 24-25, 2013.



- **Reproduction/Production of Information Education & Communication (IEC)**

**Materials/Advocacy Items –**

Program Partners, implementers, people in the community and stakeholders are the main targets to Increase awareness and encourage behavioral change. Distributed 1000, 470 posters and 8 tarpaulins to different municipalities during the Big Event Celebration last June 2013.



- **Awareness Campaign during Program Special Events –**

This activity increased awareness and in-depth knowledge on the Year's theme. The month of June has been declared: "Dengue Awareness Month". Especially dengue is a year-round Public Health threat. The Public should be told that the best and most effective preventive strategy is the reduction of the intermediate host, mosquito, who is the carrier of the disease or vector control. Our main target in this activity is the community health partner, stakeholders, and implementers with the coordination of other stakeholder, Rotary Club, in their "Anti Dengue Campaign". Governor Edgar M. Chatto likewise urged the telecommunication network management and ordinary cellphone owners/holders to spread this text message: "Save Lives ... Join the Bohol Clean-up Versus Dengue and other Diseases"

Motorcade during the Big Event






- **Implementation of the 4 o'clock habit –**

This strategy Campaign adopted by the department of Health where community members were encouraged to search and destroy mosquito breeding places in every 4:00 PM. “STOP, LOOK, and LISTEN, ABKD PAGTIBAYIN!” campaigned theme last year. STOP at 4:00 PM, LOOK inside and outside your house to search and destroy possible mosquito breeding places; LISTEN to Barangay officials on how to prevent dengue in your area. And join the “ Aksyon Barangay Kontra Dengue” activity. These reduce the risk of human exposure to mosquito bite. Increase 75% of households practicing removal of mosquito breeding places.



- **Conduct Entomological Field Investigation, Search and Destroy, Entomological**

Survey/surveillance on confirmed cases on the disease along priority areas (increasing number of cases) as main target; encouraged/mobilized residents of affected barangays and started clean-up campaign, intensified IEC campaign on prevention and control, improved environmental sanitation and started community surveillance. Conducted three (3) Entomological Survey with high number of case of Dengue namely Panggangan Island, Calape, Bohol, Manga District, Tagbilaran City and Cangawa, Buenavista, Bohol.



- **Media (Public Service announcements and Publication)**

On the air on DYRD radio station. Guest Discussant: Alagad Eskwela “Bohol Hi on the Air Radio Program of Cecilio Putong National High with the subject on Dengue Watch and DYTR media airing on PIA.

- **Distribution of Dengue Cases and Death in Bohol for the Year 2013**

Municipality	2013		
	Cases	Deaths	Total
Alburquerque	13	0	13
Alicia	5	0	5
Anda	5	0	5
Antequera	19	0	19
Baclayon	63	0	63
Balilihan	17	0	17
Batuan	15	2	17
Bien Unido	16	0	16
Bilar	20	1	21
Buenavista	16	0	16
Calape	26	0	26
Candijay	10	0	10
Carmen	57	0	57
Catigbian	20	0	20
Clarin	13	1	14
Corella	9	0	9
Cortes	31	0	31
Dagohoy	11	0	11
Danao	11	1	12
Dauis	126	2	128
Dimiao	8	0	7

Municipality	2013		
	Cases	Deaths	Total
Duero	21	0	21
Garcia Hernandez	20	0	20
Guindulman	27	0	27
Inabanga	10	0	10
Jagna	102	0	102
Jetafe	26	0	26
Lila	11	0	11
Loay	27	0	27
Loboc	11	0	11
Loon	171	0	171
Mabini	7	0	7
Maribojoc	30	0	30
Panglao	60	0	60
Pilar	11	0	11
Pres. Carlos P. Garcia	14	2	16
Sagbayan	9	0	9
San Isidro	6	0	6
San Miguel	10	0	10
Sevilla	11	0	11
Sierra Bullones	24	0	24
Sikatuna	3	0	3
Tagbilaran City	348	4	352
Talibon	106	0	106
Trinidad	18	0	18
Tubigon	92	0	92
Ubay	28	0	28
Valencia	20	0	20
TOTAL	1,733	13	1,746

### Ranking of Municipalities/City with Highest Number Cases of Dengue Fever

Rank	Municipality	Cases	Death	Total
1	Tagbilaran City	348	4	352
2	Loon	171	0	171
3	Dauis	126	2	131
4	Jagna	106	0	103
5	Talibon	102	0	102
6	Tubigon	92	0	92
7	Baclayon	63	0	63
8	Panglao	60	0	60
9	Carmen	57	0	57
10	Cortes	31	0	31

### B. Dental

INDICATOR/ACTIVITY	TARGET	ACCOMP	% ACCOMP
I. Orally Fit Children 12-71 months old	35,492	5,632	15.9
II. Children 12-71 months old provided with BOHC	35,492	12,874	36.3
III. Children 5.10-9.11 years old provided with BOHC	None	2,624	100%
IV. Adolescent & Youth (10-24 years old ) given BOHC	39,928	5,915	14.8
V. Pregnant women provided with BOHC	11,277	1,950	17.3
VI. Adult patient ages 25-59 years old provided with BOHC	None	5,566	100%
VII. Older person 60 years old & above provided with BOHC	24,058	1,162	4.8

○ **Orally Fit Child Campaign**

Municipality	Total Male Pupils Examined	Total Male Pupils Examined with Dental Caries	% of male pupils with dental caries	Total Female Pupils Examined	Total Female Pupils Examined with Dental Caries	% of female pupils with dental caries	Total day care pupils examined (M+F)	Total day care pupils examined with dental caries (M+F)	% of day care pupils examined with dental caries
1. Alburquerque	64	54	84%	71	54	80%	135	108	80%
2. Alicia	167	142	85%	178	142	80%	345	284	82%
3. Anda	154	113	73%	124	99	80%	278	212	76%
4. Antequera*									
5. Baclayon	148	128	86%	162	121	75%	310	248	80%
6. Balilihan	152	134	88%	134	115	86%	286	249	87%
7. Batuan	160	147	92%	136	122	90%	296	269	91%
8. Bien Unido	138	112	81%	127	105	83%	265	217	82%
9. Bilar	170	139	82%	197	171	87%	367	310	84%
10. Buenavista	330	201	60%	335	196	58%	652	394	60%
11. Calape	238	185	78%	289	234	81%	527	419	80%
12. Candijay	201	166	83%	228	197	86%	429	363	85%
13. Carmen*									
14. Clarin	74	54	76%	87	59	68%	161	133	83%
15. Corella	39	38	97%	56	45	80%	95	83	87%
16. Cortes	107	99	93%	100	83	83%	207	182	88%
17. Dagohoy	250	209	84%	249	197	79%	499	406	81%
18. Danao	43	22	51%	46	26	57%	89	48	54%
19. Daus	235	216	92%	297	266	90%	532	482	91%
20. Dimiao*									
21. Duero	192	149	78%	217	156	72%	409	305	75%
22. G-Hernandez*									
23. Jagna	328	244	75%	312	248	79%	621	493	79%
24. Getafe	308	185	60%	334	162	48%	652	347	53%
25. Lila	79	70	89%	91	84	92%	170	154	91%
26. Loay	122	104	85%	131	103	79%	253	207	82%
27. Loon	384	312	81%	388	302	78%	772	614	80%
28. Mabini	247	200	81%	254	198	78%	501	398	79%
29. Maribojoc*									
30. Panglao	144	132	92%	174	159	91%	318	291	92%
31. Pres. Garcia	236	89	38%	248	104	42%	484	193	40%
32. Sagbayan*									
33. San Isidro*									
34. San Miguel	190	178	94%	197	182	92%	387	360	93%
35. Sevilla	170	151	89%	153	137	90%	323	288	89%
36. S-Bullones	245	196	80%	260	207	80%	505	403	80%
37. Sikatuna	35	28	80%	49	41	84%	84	69	82%
38. Trinidad	406	341	84%	380	324	85%	786	665	85%
39. Ubay	544	269	49%	574	254	44%	1,118	523	47%
40. Valencia	228	146	64%	251	175	70%	479	321	67%
<b>Total</b>	<b>6,528</b>	<b>4,953</b>	<b>75%</b>	<b>6,829</b>	<b>5,068</b>	<b>74%</b>	<b>13,357</b>	<b>10,021</b>	<b>75%</b>

\* OFC is still on going



Orally Fit child Campaign in Pamilacan Island, Baclayon, Bohol last September 27, 2013



Total No. of Patients - 4,533

2013 Orally Fit Child Campaign Award



### C. Environmental Health and Sanitation

Provision of Latrine construction materials to Municipalities province wide.

#### List of Municipalities provided with Latrine Construction Materials

Complete Set of Latrine Construction materials	Toilet Bowls only
1. Cortes -40 sets	1. Cortes- 50 toilet bowls only
2. S. Bullones – 40 sets	2. S. Bullones- 20 toilet bowls only
3. Loon- 40 sets	3. Loon – 30 toilet bowls only
4. Loboc – 40 sets	4. Loboc – 30 toilet bowls
5. Getafe – 50 sets	5. Pilar – 110 toilet bowls only
6. Dagohoy – 40 sets	6. Catigbian – 60 toilet bowls only
7. Guindulman – 40 sets	7. Dauis – 60 toilet bowls only
	8. Inabanga I – 50 toilet bowls only
	9. Inabanga II – 50 toilet bowls
Total no. of municipalities provided with Complete set of construction materials = 7 municipalities	Total no. of municipalities provided with toilet bowls only = 9 municipalities
Total no. of complete sets of latrine construction materials = 290 sets	Total number of toilet bowls only = 460 toilet bowls



- Facilitated two (2) trainings to Food Handlers.



- Assisted the Municipality of Pilar (barangay Cansungay) in garnering the award as Regional Winner in the National Search for Best Barangay with Sanitation Practices through evaluation, assessment and monitoring.



- Conducted/ assisted in the monitoring of septage management of 5 hotels, 3 households and establishments and drafting of the local ordinances in the Sewage Component of (SEPP) Sustainable Environment Project in Panglao Island, with the JICA Expert team.



- Conduct investigation and surveillance on outbreak and emerging diseases as a team (PESU), Provincial Epidemiological Surveillance Unit. Conducted 12 investigation and surveillances done.



- Celebration of Global Hand washing day in Bien Unido, Bohol on October 14, 2013, to school children and the community, to promote good hygiene practices, and prevention of common illnesses. To be able to know the proper steps in hand washing and when to wash hands and to appreciate the value as a hygiene practice.




- Monitoring/ Assessment of water facilities in 13 LGUs affected during the Bohol earthquake. LGUs namely, Antequera, Loon, San Isidro, Balilihan,



Buenavista, Inabanga, Catigbian, Carmen, Calape, Sagbayan, Cortes, Clarin, Maribojoc.

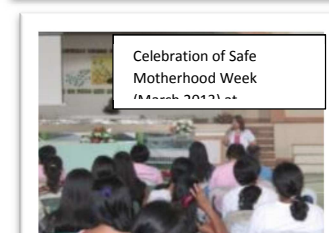
#### D. Family Planning (FP)

- Facilitated training on National Online Stock Inventory Reporting System (NOSIRS)
- Conducted USAPAN Training for Midwives (2 batches)
- Conducted Family Planning Competency Based Training Level 1 for Midwives (2 batches)
- Conducted Post-Partum IUD Training for Municipal Health Officers
- Coordinative meetings with Engender Health (USAID) and PRISM 2 on Family Planning Activities
- Monitoring with Engender Health & PRISM 2 in different Local Government Units and Hospitals
- Conducted of USAPAN among couples of reproductive age in different barangays



#### E. Health Promotion and Advocacy

- Allocation and Distribution of Information, Education, Communication Materials in the different Rural Health Units and RHUs.
  - IEC Materials that were provided by the Department of Health & NGOs were allocated and distributed to the different RHUs to be used during Health Classes, Counselling's and other information dissemination activities in the communities.
- Health Teachings during celebration of Monthly Big Events (Kidney Month-June 2013)  
Health Promotion Officer made use of the Free Screening of Urine to provide Health Education to those who availed of the free services. DOH had a monthly calendar of health events and was celebrated at the RHUs and Hospital thru provision of specific services which was highlighted the events.
- Print Media and Radio  
Radio Guesting for Communicable Disease Prevention such as TB, Dengue, Rabies. Audio-Video Presentations are also provided to agencies and Radio Stations for local airing of information about health.
- Assisted in the facilitation of other Health Programs.  
Photo documentation during the Adolescent Immunization Launching, Strengthening of the ILHZ, Mobile X-ray to BDJ Patients with TB Symptoms, and Member of the evaluation team for the search for barangay best sanitation practices.





## F. Health Emergency Management Staff (HEMS)

Several RHU Staff and quite a few PHO Staff have been trained on the Sub-National Public Health Emergency Management in Asia and Pacific (Sub-PHEMAP) in 2012. But in 2013, it has been the initiation of HEMS in the province of Bohol. Series of incidents was recorded by PHO-HEMS unit and one of it was enormous that the PHO-HEMS were overwhelmed.



In 2013 there were 3 incidents that were recorded by the PHO-HEMS unit. On March 16, 2013, PHO-HEMS received a call from GCGMH-HEMS that a vehicular accident occurred in Barangay Taug, Valencia, Bohol wherein a Van for hire bound for Jagna, Bohol bump with a Prime Mover going to Tagbilaran resulting to Physical injuries of Passengers including 4 Deaths. Another incident also happened in July 26 wherein 17 people are riding a pump boat which eventually capsized resulting in 2 deaths. The alarm was again received by PHO HEMS from the GCGMH HEMS unit. The third incident was the most catastrophic and historic to lives of Boholanos. On October 15, 2013 at 8:12 am, a 7.2 magnitude earthquake struck Bohol which also affected nearby provinces in central Visayas. The earthquake was the strongest to hit Bohol in nearby 25 years according to PHIVOLCS, causing landslides and extensive damage to housing, public buildings, infrastructure and utilities.



A total of 219,564 families/ 1,097,885 persons were affected in 942 Barangays in 47 municipalities and 1 city in the province of Bohol in Region VII. Out of the total affected, approximately 1,572 families/6,532 persons were displaced and accommodated in forty-three (23) evacuation centers as of the present. There were 209 deaths and 877 injured victims reported from the province Bohol with 8 missing persons reported as of this time.



Medical and Technical



Teams were deployed in different municipalities of Bohol to provide Health, WASH, Nutrition and Psychosocial services to the affected population. Medicines and medical supplies were provided to cover the needs in the community.

The main role of the HEMS unit is to oversee the entire scheme of an event thru the incident command system making response effort to be smooth, coordinated and hassle free. Also in every disaster, a operation center is to be established and during the


earthquake the people's mansion served as the emergency operation center for all relief operations. The HEMS emergency operations center was manned by PHO and DOH personnel 24/7. Meetings, Briefings, Courtesy and Consolidation of vital data happens in the Operation Center.

For the success of every relief operations cluster meetings are conducted for the updates and proper coordination. For Health Service alone there are major clusters: Health cluster, MHPSS or Mental Health and Psychosocial Support cluster, WASH or Water and Sanitation, Hygiene cluster, and Nutrition cluster. In addition to this there is also the MDM or Management of the Dead and the Missing cluster and RH or Reproductive Health Cluster. Each cluster conducts separate meeting with partner agencies in order to provide good services.

Part of every response is the rehabilitation. For rehabilitation, all clusters have their own rehab plans. Due to damage facilities, some international agencies are providing tents in order to continue all the basic health services in the affected areas. Continuous monitoring and assessment is also always done, and the provision of all necessary post disaster services.

Other activities conducted by HEMS which focuses on prevention.

- Medical Team during the Defy Triathlon held at Panglao, Bohol with TaRSIER 117, Hospitals, MOU, and RHU Personnel.
- Also participated during the celebration of Disaster Preparedness Month last July 2013 where a motorcade was conducted together with all the Hospital Ambulances from the hospitals w/in Tagbilaran City.



- **Capacity Buildings.**

Sub-National PHEMAP Training. WASH Training, MHPSS with Gender Based Violence, Nutrition in Emergencies, Surveillance in Post Extreme Emergencies and Disasters etc, IMCI, IYCF. All this trainings are conducted in 2013 with the help of the international agencies who responded during the Bohol Earthquake. Only the Sub-National PHEMAP Training was conducted prior to the Earthquake incident.



- For 2014, the major challenge related to HEMS is the Restoration/reconstruction of all health facilities affected by the earthquake. Other major activity for 2014 is the purchase of emergency response vehicle and the uniform for purpose of

identity everytime HEMS is to respond during emergencies.

- Capability Buildings (SUB-PHEMAP, Incident Command System)

## G. HIV/STI/AIDS

- Advocacy - San Isidro - July 24, 2013  
Bilar - October 3, 2013
- AIDS Candlelight Celebration at Plaza Rizal – May 19, 2013
- Conduct of Orientation to stakeholders and Program Partners to seventy eight (78) Local Chief Executive and SB on Health – Dec. 16-17, 2012 - (2 batches)
- Conduct of Orientation on the Guidelines on the Management of STI's in Pregnancy to ninety two (92) Rural Health Midwives Dec. 20-23, 2013 at Jjs Seafood Village Tagbilaran City
- World Aids Day– Dec. 22, 2013

## H. National Prevention Of Blindness Program Accomplishments 2013

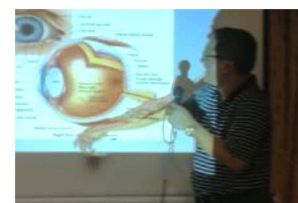
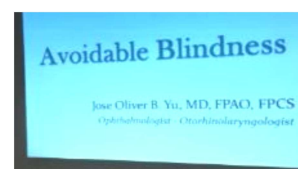
### Capability Building

- Conducted an orientation on avoidable blindness to public health nurses and PHO Technical staff. This orientation was being conducted for the participants to have a broad and sound knowledge that will enable him/her to recognize eye diseases at an early stage and know what to do about them.

August 14 and 16, 2013  
(2 batches)

- Orientation on primary eye care to Barangay Health Workers(BHWs) to 17 Municipalities namely:

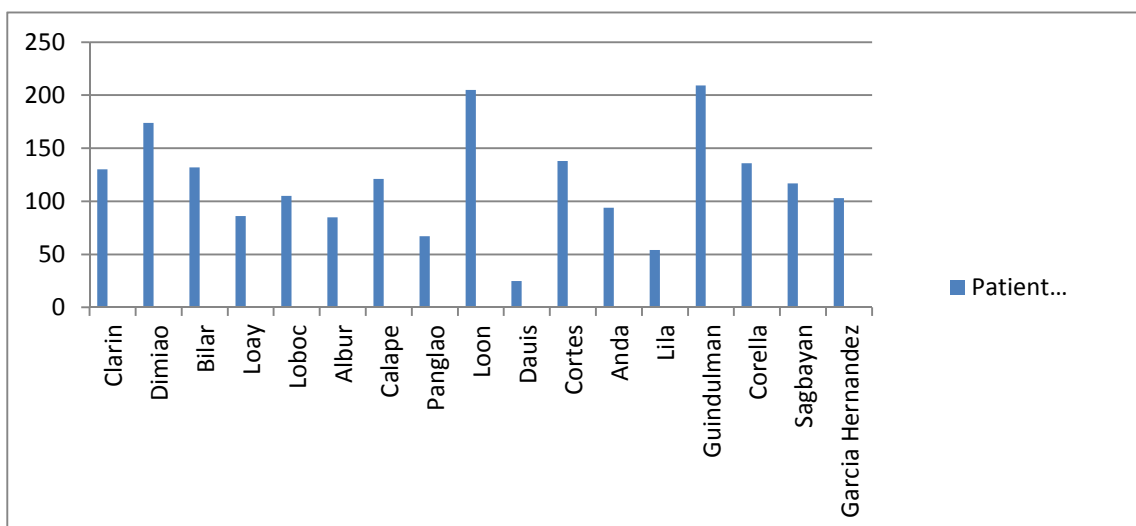
1.Clarin	10.Dauis
2.Dimiao	11.Cortes
3.Bilar	12.Anda
4.Loay	13.Lila
5.Loboc	14.Guindulman
6.Albur	15.Corella
7.Calape	16.Sagbayan
8.Panglao	17.Garcia Hernandez
9.Loan	





- Identification And Recording of Cases with Eye Defects Through Visual Screening with Doctor Oliver Yu and Dr. Theodore Dumlauan

1. Clarin	130
2. Dimiao	174
3. Bilar	132
4. Loay	86
5. Loboc	105
6. Albur	85
7. Calape	121
8. Panglao	67
9. Loon	205
10. Daus	25
11. Cortes	138
12. Anda	94
13. Lila	54
14. Guindulman	209
15. Corella	136
16. Sagbayan	117
17. Garcia Hernandez	103
<b>TOTAL</b>	<b>1981</b>



## I. National Tuberculosis Program

- Smearing and Fixing Training of forty eight (48) Rural Health Midwives (RHM) on the second quarter of 2013
- Direct Sputum SM Microscopy Training for new ten (10) Medical Technologists last second quarter of 2013
- Tuberculosis Diagnostic Committee (TBDC) diagnostic activities twice a month
- Supervision and monitoring done quarterly to the forty seven (47) municipalities.

## J. National Voluntary Blood Service Program

- Conducted Blood Typing and Masterlisting to create a network of blood donors that pledge to the advocacy of safe and regular blood donation in their respective municipalities:

Dagohoy	-	101
Sikatuna	-	77
Trinidad	-	326
Antequera	-	122
Baclayon	-	96
Albur	-	336
Loboc	-	68
Loon	-	120
Bilar	-	72
Ubay	-	65
Corella	-	68
Cabilao, Loon	-	56
Garcia Hernandez	-	101
Sagbayan	-	88
Tagbilaran City	-	113



- Advocacy on safe blood was done by the program coordinator before the blood typing activity in order to promote public awareness on the importance of safe, quality, voluntary, non-remunerated blood donations and to motivate them for voluntary blood donation to curb the hazards and risks caused by the commercial sale of blood and make them aware on the health benefits of donating blood.



- bloodletting activities in coordination with Philippine Red Cross, GCGMH and the Provincial Blood Coordinating Council



- Facilitate training on Donor Recruitment Retention and Care Training with the Honorable Governor Edgar Chatto delivering his opening message



#### K. Non-communicable Diseases and Adolescent Youth and Development Program

- Training on the Package of Essential Non-Communicable Diseases Interventions (PEN)
  - PEN was developed by World Health Organization as a minimum standard for non-communicable diseases to strengthen national capacity to integrate and scale up care of heart diseases, stroke, cardiovascular risk, diabetes, cancer, asthma, and chronic obstructive pulmonary disease in primary health care in low-resource setting, as well as to ensure equity in providing health care and achieve universal coverage of health programs.
  - Objectives:
    - a. Explained the importance of risk assessment for possible NCDs
    - b. Demonstrated risk assessment for clients
  - 60 participants composed of MHOs, PHNs and RHMs
  - Facilitating factors: Funds from DOH With trained PHO staff



Multistix urine examination to detect proteins and presence of sugar and cholesterol In the blood using kernel Multi check meters.

- Training on the Promotion Of Healthy Lifestyle
  - Non-communicable diseases are the most rapidly escalating diseases in the country today. This so-called “lifestyle related” diseases cause the most number of deaths in the Philippines today. The common risk factors associated with the development of these diseases are smoking, unhealthy dietary practices, lack of physical activity and exercise. Health workers, particularly at the primary level need to be trained on integrating primary prevention of NCDs in their regular activities.



- In response to the WHO's challenge to promote integrated community based approach to the prevention and control of NCDs, the DOH launched the National Healthy Lifestyle Program to encourage the

establishment of healthy lifestyle program at the provincial and municipal levels all over the country. Hence this training orientation course is being conducted for the local government executives, health staff and heads of agencies at the municipal levels/ILHZ to ensure the presence of anchor/point persons who shall facilitate/spearhead this activity and conduct information and education campaign to the community and create awareness of the program.

Objectives:

- a. To know the key areas for the prevention of major Non-communicable diseases
- b. To integrate NCD prevention and control program framework
- c. To create environment support policy for NCDs

40 participants composed of LCEs, SB on Health, MHOs/PHNs, Budget Officers, Deped Supervisors

Facilitating factor: Funds from DOH

- Training on the Adolescent Youth and Development Program Using Adolescent Job Aid Manual ( AJA )

- The module can be used as basis for training frontline health workers in Primary Health Care Facilities or in school clinics. It is hope that the Adolescent Job Aid will help in efforts for local building and thereby contribute to ensuring that all young Filipinos have access to quality health care services in an adolescent friendly environment.



Objectives:

- a. To assist the health and non-health workers in the utilization of the manual in the day-to-day activities.
- b. To familiarize oneself with various algorithms of the most common health issues in adolescent.
- c. To determine what cases can be managed at a particular level in the health system and when the case should be referred to secondary or tertiary level.



50 participants composed of MHOs, PHNs, RHM, and Deped counsellors – (2 batches)

Facilitating factors: Funds from DOH

## L. Nutrition Program

Name of Activity: Barangay Nutrition Scholars (BNS) Congress

Date : August 23, 2013



The Barangay Nutrition Scholars Project is one of the strategies of the Philippine Food and Nutrition Program to strengthen program implementation at the grassroot level. Regular meetings, updates, skills development and camaraderie enhancement were needed for them to be more effective volunteer nutrition workers.

The conduct of Barangay Nutrition Scholars Congress on August 23, 2013 held in Balilihan, Bohol, was a great success. With the theme “The BNS go for increase food production to fight malnutrition.” It was attended by more than 80 of the BNS of the entire province, and other line nutrition workers. It started with a Holy Mass for spiritual enrichment. General activities and surprises were given. The main part was the update on Organic Farming Technology, delivered by Prof. Jose T. Traverro.



To enhance BNS camaraderie, there was a search for “Bohol Mutya ng BNS 2013” and a Folk Dance Competition. There were nine candidates for the “Mutya” and nine contestants for the Folk Dance. The BNS Congress culminated with the giving of Awards and Prizes for the winner. The event was gracefully attended by Gov. Edgar M. Chatto, Balilihan Mayor Dominisio L. Chatto, and Vice Mayor Pureza V. Chatto.



- Capability Building on Strengthening Growth Monitoring and Promotion on MNCHN Services

Date : June 13-14, 2013

Description/Target/Accomplishment:

Growth Monitoring and Promotion (GMP) is an educational strategy which aims to promote child’s health, human development and quality of life through sequential measurement of physical growth and development, analyse the nutritional status of individuals in the community and provisions of counselling for appropriate intervention. There is a need to ensure integrity of measurements though the formulation of Guidelines on Growth Monitoring and Promotion.



In 2013, the Department of Health Region 7 and Provincial Health Office conducted a two- day training for the Municipal Nutrition Program coordinator (MNPC), on the

adoption of the Guidelines on Growth Monitoring and Promotion and its implementation. On the second day, there was a practical application of their enhanced knowledge and skills in one of the Barangay Health Station in Tagbilaran City.

- Provincial Evaluation of Local Level Plan Implementation of the 47 Municipal Nutrition Committees

Date : April 16 to June 14, 2013

Description/Target/Accomplishment:

Local Nutrition Planning is an important responsibility of the Municipal and Barangay(MNC/BNC) Nutrition Committee. It allows for the most efficient use of resources in order to achieve certain objectives. It takes into consideration the nature, severity, and causes of the malnutrition problems, available information relating to them.

All 47 Municipal Nutrition Committee were evaluated and its corresponding barangays, 1 in every 10 barangays. Composing the members of the Provincial Evaluation Team, were the representative from the member agencies of the Provincial Nutrition Council.

Aside from assessing the efficiency and effectiveness of the implementation of the action plan, we were also recognizing the LGUs (MNC & BNC) with outstanding performance in nutrition program management, by giving plaques certificates and cash awards. The top ten Municipal Nutrition Committees and outstanding Barangay Nutrition Committees will be awarded on February 27, 2014.

Documentation: 2013 Outstanding Municipal Nutrition Committee

- 1<sup>st</sup> Place – Jagna
- 2<sup>nd</sup> Place – Trinidad
- 3<sup>rd</sup> Place – Carmen
- 4<sup>th</sup> Place – Garcia Hernandez
- 5<sup>th</sup> Place – San Miguel
- 6<sup>th</sup> Place – Alicia
- 7<sup>th</sup> Place – Corella
- 8<sup>th</sup> Place – Candijay
- 9<sup>th</sup> Place – Ubay
- 10<sup>th</sup> Place – Balilihan

2013 Outstanding Barangay Nutrition Committee (by District)

- 1<sup>st</sup> District – Dorol, Balilihan
- 2<sup>nd</sup> District – Sto. Tomas, Trinidad
- 3<sup>rd</sup> District – Odiong, Jagna



• **Nutritional Status of Pre-school Children, 2013**

Bohol Province

Municipality	Total No. of PS weighed 0-71 months	Underweight				Severe				Overweight			
		Boys	Girls	Total	%	Boys	Girls	Total	%	Boys	Girls	Total	%
1 Alburquerque	1030	11	14	25	2.42	4	0	4	0.38	3	1	4	0.38
2 Alicia	3044	111	118	229	7.52	6	11	17	0.55	3	3	6	0.19
3 Anda	1792	143	99	242	13.50	21	23	44	2.45	11	2	13	0.78
4 Antequera	1468	27	22	49	3.33	4	3	7	0.06	8	6	14	0.95
5 Baclayon	1994	28	27	55	2.75	3	7	10	0.50	21	10	31	1.55
6 Balilihan	1959	57	55	112	5.71	7	5	12	0.61	7	2	9	0.45
7 Batuan	1625	92	84	176	10.83	18	14	32	1.96	2	0	2	0.12
8 Bien Unido	4347	115	75	190	4.37	14	5	19	0.43	14	11	25	0.57
9 Bilar	2164	43	74	117	5.40	14	13	27	1.24	9	8	17	0.78
10 Buenavista	3758	262	204	466	12.40	61	53	114	3.03	13	5	18	0.39
11 Calape	3652	78	69	147	4.02	0	0	0	0.00	17	8	25	0.68
12 Candijay	4357	82	71	153	3.51	11	10	21	0.48	15	8	23	0.52
13 Carmen	5666	41	35	76	1.34	0	0	0	0.00	0	0	0	0.00
14 Catigbian	3048	114	98	212	6.95	6	3	9	0.29	5	4	9	0.29
15 Clarin	2431	78	52	130	5.34	7	5	12	0.49	3	1	4	0.16
16 Corella	789	8	6	14	1.77	0	2	2	0.25	10	3	13	1.64
17 Cortes	1363	55	48	103	7.55	4	4	8	0.58	15	7	22	1.68
18 Dagohoy	2553	101	114	215	8.42	20	29	49	1.91	11	4	15	0.58
19 Danao	2331	102	82	184	7.89	10	10	20	0.85	3	0	3	0.12
20 Daus	5114	45	32	77	1.50	0	0	0	0.00	42	31	73	1.42
21 Dimiao	1616	68	57	125	7.73	0	0	0	0.00	5	3	8	0.49
22 Duero	1865	12	14	26	1.39	1	1	2	0.10	2	0	2	0.10
23 Garcia Hernandez	2376	33	40	73	3.07	0	0	0	0.00	4	4	8	0.33
24 Getafe	4280	161	162	323	7.54	41	39	80	1.86	6	7	13	0.30
25 Guindulman	3343	146	103	249	7.44	27	22	49	1.46	21	5	26	0.77
26 Inabanga	5617	17	18	35	0.62	0	0	0	0.00	0	0	0	0.00
27 Jagna	3668	33	25	58	1.58	0	0	0	0.00	6	5	11	0.29
28 Lila	970	21	25	46	4.74	3	2	5	0.51	8	4	12	1.23
29 Loay	1719	65	68	133	7.73	16	21	37	2.15	14	10	24	1.39
30 Loboc	1519	41	42	83	5.46	11	10	21	1.38	16	8	24	1.57
31 Loon	4708	152	128	280	5.94	24	26	50	1.06	18	15	33	0.70
32 Mabini	3148	43	49	92	2.92	4	2	6	0.19	5	6	11	0.34
33 Maribojoc	2216	65	64	129	5.82	19	14	33	1.48	11	9	20	0.90
34 Panglao	4145	21	36	57	1.37	0	0	0	0.00	0	0	0	0.00
35 Pilar	3651	139	133	272	7.45	26	11	37	1.01	5	2	7	0.19
36 Pres. Garcia	3552	82	86	168	4.72	34	35	69	1.94	4	1	5	0.14
37 Sagbayan	2959	136	129	265	8.95	34	22	56	1.89	10	11	21	0.70
38 San Isidro	1109	26	16	42	3.78	4	2	6	0.54	0	3	3	0.27
39 San Miguel	3355	65	68	133	3.96	8	7	15	0.44	5	6	11	0.32
40 Sevilla	1158	48	54	102	8.80	15	18	33	2.84	3	7	10	0.86
41 Sierra Bullones	2955	111	78	189	6.39	2	5	7	0.23	6	4	10	0.33

Municipality	Total No. of PS weighed 0-71 months	Underweight				Severe				Overweight			
		Boys	Girls	Total	%	Boys	Girls	Total	%	Boys	Girls	Total	%
42 Sikatuna	654	10	6	16	2.44	0	0	0	0.00	0	0	0	0.00
43 Talibon	10063	30	39	69	0.68	4	7	11	0.10	2	1	3	0.02
44 Trinidad	4048	34	29	63	1.55	0	0	0	0.00	1	1	2	0.04
45 Tubigon	5169	69	56	125	2.41	6	5	11	0.21	16	7	23	0.44
46 Ubay	10900	313	307	620	5.68	38	49	87	0.79	12	5	17	0.15
47 Valencia	3076	34	44	78	2.53	6	4	10	0.32	34	44	78	2.53

Source: Operation Timbang Survey

### M. Renal Diseases Prevention and Control Program (REDCOP)

- Conducted Training on REDCOP participated in by thirty (30) Rural Health Unit (RHU) personnel last July, 2013
- Conducted Orientation on the Prevention of Renal Diseases for fifty two (52) Barangay Health Workers (BHW) last June 2013
- Supervised, monitored and provided technical assistance to forty seven (47) Municipal LGUs with proper coordination of other partners in the program implementation

Renal Disease Control Program (REDCOP) Activities

*In connection with the Kidney Month Celebration June 2013*



KAPIHAN SA PIA with NKTi Team



Lay Forum at Upper Cogon Gymnasium, Tagbilaran City



Free Consultation Activities in Government Hospitals  
in the Province of Bohol

## N. SCHISTOSOMIASIS

Mass Drug Administration 2013 (MDA) targeted age bracket from 5 to 12 years old school children in 8 endemic barangays of Talibon and Trinidad. The objectives of this activity were the following: A. Control morbidity of the exposed population; B. To create awareness on Schistosomiasis health risk among the exposed population; C. Necessity of a yearly Schistosomicide treatment; and D. To accomplish the 85% coverage of the population residing in all endemic barangays/purok.

### MDA PROFILE CY 2012-2013

Municipalities	Year	No. of Students Enrolled	No. of Students Treated	Absent / No Consent	Percentage Accomplishment
Trinidad	4 <sup>th</sup> round	902	900	2	99.8 %
	5 <sup>th</sup> round	964	963	1	99.9 %
Talibon	4 <sup>th</sup> round	2311	2,213	98	96 %
	5 <sup>th</sup> round	2382	2,303	79	97 %

It can be noted in the table above the remarkable accomplishment of the 4<sup>th</sup> and 5<sup>th</sup> round MDA in the year 2012 and 2013, respectively, in the municipalities of Talibon and Trinidad. There was a great improvement compare to the first 3 years which had poor participants because of uncooperative parents due to fear of adverse effects. The facilitating factors for the great accomplishment was the improved information and awareness strategy, communication effort among stakeholders, Schisto team, teacher and LGU officials and also the increased supply of Praziquantel Drugs (PZQ).

**Below are the documentation of the said activity:**



Taken last August 13-16, 2013 at Talibon and Trinidad, Bohol during Mass Drug Administration.

### SURVEILLANCE OF SNAIL AND ANIMAL TRANSMISSION TOWARDS ELIMINATION OF SCHISTOSOMIASIS IN BOHOL CONDUCTED BY THE UP RESEARCH TEAM

Composition of the Research Team:

- Dr. Lydia Leonardo - Principal Investigator
- Dr. Pilarita Rivera - Co- Investigator
- 4 Research Staff and 4 Exchange Students from Boston University
- PHO Team and LGU Team

Malacological surveys were conducted in the municipalities of Trinidad and Talibon, Bohol last August 28 to 30, 2013. All endemic areas previously identified by the local Schistosomiasis control team were visited and inspected. The following are the activities we conducted at affected areas.

- a. Interviews (20)
- b. Searched for Snails (476)
- c. Setting up of bamboo traps (29)
- d. Recording of GPS coordinates (2)

Snail infected areas were noticed in Sarong Boggy, Rocky Hily and Omaguang Pocket III. Out of the 386 snails collected, only one snail is positive of Schistosome. Infection rate was 1.96 % in Omaguang Pocket III. The absence of Oncomelaria Quadrasi snails in other infected areas is postulated to be the results of conversion of most of these swampy, shaded areas into rice fields which not only disturbed existing habitats but also prevented re-colonization due to direct sunlight exposure and periodic drying.

Below are the Malacological surveys were conducted in the municipalities of Trinidad and Talibon, Bohol last August 28 to 30, 2013.



### Health Promotion and Advocacy to Schistosomiasis Elimination and Control Program

Before the Mass Drug Administration, we rendered lectures about Schistosomiasis to 3,266 school children together with the 3,000 parents and their 15 teachers. We also distributed tarpaulins and leaflets to the RHUs and the 10 elementary schools in Talibon and Trinidad.

Emphasis during the lectures are the following environmental sanitation:

- a. Proper use of waste disposal
- b. Provision of safe source of water
- c. Control of stray animals
- d. Use of foot bridges over snail-infested streams
- e. Use of boots to avoid direct contact of Schisto

Regular surveillance system and control snail colonization shall be strictly implemented in these affected areas.

## **O. Solid Waste Management**

- Inspection of Government Owned Lots for Special Patent at Tagbilaran Lion's Children Playground, Oak Brook and Garden Café Buildings and Government Lots at Tubigon Bohol.
- Inspection of School Sites Regarding Solid Waste Management, Water and Electric Facilities for Special Patent at Bay-ang Ubay, Elem. School, Pang-pang Ubay, Elem School and Balilihan Elem. School
- Inspection of Public Markets for Solid Waste Management, Water and Electric Facilities and Proper Drainage Talibon Public Market, Catigbian Public Market  
Inspection of Barangay Halls Garcia Hernandez Barangay Hall
- Evaluate and Update Data of the forty seven (47) municipalities every month from January to December 2013 regarding Solid Waste Disposal to different municipalities and submitted by Sanitary Inspectors
- Attend 6 trainings on Solid Waste Management at Capitol Compound for the year 2013.
- Inspect sites and evaluated eight (8) different sites different septic tanks at Panglao, Bohol for Panglao Airport purposes
- Monitor Water System projects funded by DOH Bien Unido, San Isidro, San Miguel, Talibon, Maribojoc, Trinidad, Tubigon, Danao and Sevilla, Bohol.
- Inspection of Water System facilities and provide technical assistance at Camp Rajah Sikatuna, Carmen, Bohol
- Attended six (6) trainings on Water Sanitation and Hygiene in Emergencies
- Inspected forty two (42) sites and evaluated areas affected by earthquake
- Assist in the laboratory regarding Water Quality Assessment of Drinking Water sources from affected areas caused by earthquake of the 35 municipalities.





- Attended fifteen (15) meetings and evaluate areas in Panglao for affected fifty (50) families for their relocation and needs.
- Give ten (10) assistance in Dengue Campaign and other activities as member of PESU team

## P. Drug Testing Laboratory

Activity	Target	Accomplishment	Percentage Accomplishment Against Target	Constraints/ Problems	Strengths/ Factors of Success	Plans/Measures/Strategies
• Procurement of lab equipments/ facilities, supplies and drug testing kits..	1 standard Drug Testing Laboratory set-up	90% purchased & delivered	80%	Completion of documents for initial accreditation in slow progress due to assignment of needed staffs.	Available enough budget	➤ needs additional budget ➤ resubmitted an updated documents for initial accreditation to BHFS/DOH
• Preparation of forms and logbooks	10 logbooks 9 forms	10 logbooks 9 forms	100%	unavailability of laboratory supplies due to insufficient funds	Budget included in AOP	➤ to ready all tools of documentation ➤ to have clean laboratory records/files and well-documented activities
• Business Permit /License Application for Accreditation	Operational Drug Testing Laboratory with cheaper cost & accurate service	Business Permit availed	95%	required supporting documents for license to operate (LTO) under slow-paced process	Change of City Governance	➤ to comply necessary requirements and pay fees to DOH for the release of license certificate (LTO).
• Drug Testing or Examination	Fast , Accurate & reliable Drug Test results	Pending release of the License to Operate a Drug Testing Laboratory	-	Inefficient personnel Understaffed	Knowledgeable well-trained personnel	➤ To request trainings/ updates to all Drug Testing Laboratory personnel ➤ To train other laboratory staffs

## Q. PHO-Bohol Provincial Rabies Program

PLANNED PROGRAMS / PROJECTS / ACTIVITIES	PERCENTAGE OF ACCOMPLISHMENTS (Target vsAccomp.)	STRENGTHS / FACTORS OF SUCCESS	CONSTRAINTS / PROBLEMS ENCOUNTERED	PLANS / MEASURES / STRATEGIES TO ACCOMPLISHMENT PLANNED TARGETS FOR SUCCEEDING SEMESTER
Allocated and delivered anti-rabies vaccine to ABTCs	100%	Annual fund allocation from the 20% development fund. Vaccines coming from DOH	Constraints for additional budget. Vehicle/gasoline for delivery purposes	Include such need on the next budget.
Procurement of anti rabies vaccine	100%	Annual budget allocation from 20%DF.	Preferences...	Lobby for additional budget allocation



Surveillance of the disease	100%	Annual fund from the 20% development fund. Quick response team available.  In coordination with GARC	MLGU/BLGU not adopting the program.	Partnership and coordination with Global Alliance for Rabies Control
Monitoring of Animal Bite Treatment Centers / Animal Bite Clinics  *Conducted Post-Earthquake Assessment and monitoring of Animal Bite Treatment Clinics/Animal Bite Cli	100%	Monitoring tool available.  In coordination with GARC	Prohibition of privately-owned ABTC	Partnership and coordination with Global Alliance for Rabies Control



Launched the Catigbian District Hospital Animal Bite Treatment Center	100%	Available fund support	Conflict of schedule	
Celebrated Worl Rabies Day	100%	In coordination with GARC		Partnership and coordination with GARC
Booster and Pre-exposure Prophylaxis vaccination of high risk program implementers	100%	Allocated vaccine reserve for the purpose.  Skilled staff vaccinator	Fast turn over of partners due to casual in nature.	Coordination with the Provincial Veterinarian's Office and the trained hospital staff



<b>D. NARIS AUGMENTATION</b> <ul style="list-style-type: none"> <li>Computer unit (PHO)</li> <li>Communication allowance (internet load)</li> <li>Broadband/internet connection</li> </ul>	Reporting/recording		Animal Bite Treatment Centers
--	---------------------	--	-------------------------------

ollate and consolidate animal bite reports	100%	Fax machines In coordination with GARC	Late submission of reports	Partnership and coordination with Global Alliance for Rabies Control
Coordinated RHUs on the information, education dissemination activities.		Available fund support	Constraints for additional budget.	
Conducted Quarterly and Year-end ABTC staff meeting	100%	In coordination with GARC	Conflict of schedule	Partnership and coordination with Global Alliance for Rabies Control

### PROJECT PROPOSAL/ISSUES AND CONCERNS 2013

#### PHO-Bohol Provincial Rabies Program

Activity	Objective	Indicator	Target
<b>A. TRAINING (RITM)</b> Animal Bite Management	Manpower for ABTCs– needs alternate doctors & nurses and training support for additional staff		23 participant (10MDs, 13 RNs) <i>*PHO-2 RN</i> <i>GGMH-1 MD, 2 RN</i> <i>Ubay-2 MD</i> <i>Talibon-1 MD, 1 RN</i> <i>Inabanga-1 MD, 2 RN</i> <i>Candijay-1 MD, 2 RN</i> <i>Catigbian-1 MD, 1 RN</i> <i>Jagna-1 MD, 1 RN (retraining)</i> <i>Loon-1 MD, 1 RN</i> <i>City Health-1 MD, 1 RN</i>
<b>B. ESTABLISHMENT OF PROVINCIAL HEALTH OFFICE – ANIMAL BITE TREATMENT CENTER</b> <ul style="list-style-type: none"> <li>FIXTURES (Supplies, cabinets for filling and safekeeping of records)</li> <li>Aircondition unit</li> </ul>	Neutralize pooling of animal bite cases in GCGMH – Tagbilaran City ABTC		PHO-Bohol Tagbilaran City, Bohol
<b>C. ADVOCACY CAMPAIGN</b> <ul style="list-style-type: none"> <li>1 laptop computer</li> <li>1 multi-media projector</li> <li>IEC materials</li> </ul>	IEC reproduction and dissemination to different barrios and schools assemblies ex. PTA , Boy and Girl Scouts preferably in vernacular form		PHO-Bohol Tagbilaran City, Bohol
<b>E. Isolation Room</b>	Human rabies isolation room		Garcia Memorial Provincial Hospital Talibon, Bohol
<b>F. Vaccine Replenishment</b>	Damaged vaccine during the earthquake		Animal Bite Treatment Centers
<b>G. REFRIGERATORS</b> (frost free w/ lock) <ul style="list-style-type: none"> <li>Vaccine carriers w/ wheels &amp; trolley – All 8 ABTCs</li> <li>Generator set for Catigbian &amp; PHO</li> <li>Refrigerator thermometer</li> <li>Cold dogs</li> </ul>	Cold chain storage for rabies vaccines and RIGs		Animal Bite Treatment Centers 6 refrigerators 8 vaccine carrier w/ wheels & trolley 2 generator set 8 ref. thermometer 8 cold dogs
<b>H. TRANSPORTATION</b> <ul style="list-style-type: none"> <li>Vehicle (PHO)</li> </ul>	Mobilization of personnel and supplies / monitoring and		1 vehicle PHO-Bohol

Activity	Objective	Indicator	Target
<ul style="list-style-type: none"> <li>Gasoline</li> <li>Meal allowance</li> </ul>	surveillance of cases		Tagbilaran City, Bohol
<b>I. Signages</b> (Laminated)			Animal Bite Treatment Centers
<b>J. Orientation for BMS (Bohol Medical Society)</b>			Bohol Medical Society
<b>K. Pre-exposure vaccination in children</b> (on those high-risk areas)			Public Schools (elementary)
<b>L. Special Event activities for World Rabies Month on MARCH 2014</b>			PHO-Bohol Tagbilaran City, Bohol

**Sector : SOCIAL DEVELOPMENT**

**Sub-sector : Health, Nutrition and Population Development**

**Office : PROVINCIAL HEALTH OFFICE – PGBh Hospitals**

# **1. CONG. SIMEON G. TORIBIO MEMORIAL HOSPITAL**

Location: Carmen, Bohol

Catchment Population : 228,785

Catchment Municipalities : 10  
(Batuan, Bilar, Carmen, Dagohoy, Danao, Loboc, Pilar, Sagbayan, Sevilla, Sierra Bullones )






## **I. HIGHLIGHTS OF ACCOMPLISHMENTS FOR CY 2013**

BED OCCUPANCY RATE (BOR)	
<b>BOR</b>	<b>63%</b>
PHIC Patients	33.9%
Non-PHIC Patients	29.1%

Financial Information and Accounting						
Calendar Year	2011		2012		2013	
<b>TOTAL BUDGET</b>	<b>28,256,171.67</b>		<b>30,193,326.00</b>		<b>33,229,183.00</b>	
	<b>PHIC</b>	<b>Non-PHIC</b>	<b>PHIC</b>	<b>Non-PHIC</b>	<b>PHIC</b>	<b>Non-PHIC</b>
Cash Income	2,270,150.00	4,229,456.10	2,270,150.00	4,229,456.10	7,438,997.55	3,638,015.75
Collectibles	579,186.95	565,072.90	842,430.00	664,400.65	2,142,249.00	424,753.85
Total	2,849,336.95	4,794,529.00	3,112,580.00	4,893,856.75	9,581,246.55	4,062,769.60

## **Infrastructure Projects:**

- **DOH-funded Projects**







COMPLETION OF OPD

REROOFING OF WARD BUILDING



- Hospital Modernization Projects**



OR –DR COMPLEX RENOVATION



COVERED WALK



TB DOTS  
ROOM  
  
Cost: P  
921,717.00



STEEL RACK FOR MEDICAL  
RECORDS Cost: P 173,000.00

### **Priority Areas for Action/Programs for CY 2014**

In general, the hospital needs rehabilitation/repair after being struck the 7.2 magnitude earthquake last October 15, 2013. The following are the hospital's infrastructures that need major rehabilitation/repair:

- New Out-Patient Department Building/Dialysis Unit Complex
- Ward Building/DR-OR Complex and the Old OPD building /DOTS facility
- Administrative Building
- Hospital Bodega
- Hospital Perimeter Fence

With minor repair:

- Pharmacy Building
- Ward-Annex Building
- New Laundry and Lined Office
- Hospital Morgue
- Male and Female Dormitory
- Higa Building
- Waste Holding

For Construction:

- Parking space for patients/employees' vehicles

### **Plans/Programs**

1. Full implementation of the following:
  - No Balance Billing policy of Philhealth
  - Point-of-Care in the hospital
  - Breastfeeding Program
2. Establish Animal Bite Clinic
3. All newborns must be screened before discharge
4. Recommend filling-up of 10 vacant positions to avoid personnel multi-tasking
5. Facilitate repair of OPD/Admin buildings for possible transfer area of patients during repair/reconstruction of ward/OR-DR complex building
6. Follow-up the status of construction of water cistern/tanks and overhead water tank for dialysis unit
7. Completion of Waterworks System in the hospital

## 2. MARIBOJOC COMMUNITY HOSPITAL - PHIC Accredited Health Care Provider

Location: **Brgy. Bayacabac, Maribojoc, Bohol** (14 km. From Tagbilaran City)



### Hospital Profile:

The Maribojoc Community Hospital (formerly Maribojoc Medicare Community Hospital and Health Center) is a 15 bed hospital constructed in 1974 managed by the Philippine medical care commission. It officially start its operation in the year 1976. By 1988, the hospital was turned over to the Department of Health until its devolution to the Provincial Government of Bohol In April 1993 by virtue of R.A. 7160 known as the Local Government Code of 1991. The hospital underwent its major renovation in August 1999 to March 2001 with the financial assistance of Philippine Charity Sweepstakes (PCSO). It serves primarily the people of Maribojoc and its neighboring towns of Antequera and Cortes. It provides primary health services such as emergency first aid and subsequent transport by ambulance when needed, out-patient consultations, 15-bed in-patient service, minor surgery, obstetric normal deliveries and routine laboratory examinations.

### Highlights of 2013:

	○ Hospital Admissions	-	907
Number of patients	-	888	
Newborn	-	19	
	○ Hospital Bed Occupancy Rate	-	47.08%
Range: 15.69%-80%			
	○ Out-Patient Services		
Total number of consultations	-	5,664	
	○ Laboratory Exminations Performed	-	3,177
	○ Ambulance Services:	Referrals	- 63
Calls	-	294	
	○ Hospital Income:		
	✚ Medicines	-	Php 1,195,451.90
	✚ Income	-	Php 3,193,059.06

○ Acquired Equipment from DOH



Cardiotocograph (Ctg)  
Portable Machine



Weighing Scale (Infant)  
Digital



4 Units Gooseneck Lamps



12 Units Iv Stands, Stainless,  
Brand: Saikang



2 Units Desktop W/Printer w/  
Complete Accessories



5 Units Emergency Light, Omni Brand



1 Unit Food  
Conveyor, 30 Trays  
Food Cart Capacity

○ Acquired Equipment from PGBh



X-Ray Machine 500MA, COMED EVA HE 525



Sphygmomanometer, Adult Non  
Mercurial



Hydraulic Surgical Table, Model Fm  
300



1 Unit Surgical Lights, Nuvo Verde  
Brand



8 Units Color Coded Trash  
Container

○ Acquired Equipment from WMR



3 Units Stalker Beds



- MCH Infra Projects 2013

- ✚ DOH Funded Projects (Project Cost: P 4.6 Million)

- a) Improvement of Main Hospital Building Damaged by Earthquake



- b) Construction Of Kitchen and Laundry Building



- c) Improvement Of Administrative Building



d) Completion Of Cemonc Facility



e) Construction Of Septic Vault For Pathological Waste, Sharps, Slides And Chemical Infectious Waste No Damage



o PGBh Hospital Modernization Program

a) Construction Of OPD Building



b) Construction of Solid Waste and Infectious Pre-treatment Holding Station



o During the 7.2 magnitude earthquake last October 15, 2013, MCH treated approximately 500 patients





- Hosted Free Clinic, PhIC pro-filing and distribution of member data record of Maribojoc beneficiaries together with Gov. Chatto, Vice Gov. Conching Lim and board members of the province of Bohol last February 18, 2013. in cooperation with PHO personnel and PGBh Pro-Filing Team.



## **II. PLANS/PROGRAMS AND PROJECTS CY 2014**

- Construction Of New Hospital Building.
- Installation Of New X-Ray Services Located At The New Opd Building.
- Upgrading Of Single Phase Electrical Lines Into 3 Phase Electrical Lines.
- Construction Of New Cemonc Facility.
- Construction Of New Potable Water Source.
- Completion Of Kitchen And Laundry Building.
- Improvement Of Laboratory Services And Transfer To Its New Air conditioned Laboratory Room.
- Enhancement Of Opd Services Located At The New Opd Building.
- Opening Of New Tb Dots Center Located At The New Opd Building.
- Construction Of Emergency Room Complex.
- Application For Our Drugroom Into Pharmacy.

### 3. CANDIJAY COMMUNITY HOSPITAL

Location: Brgy. Poblacion, Candijay, Bohol

Catchment Area: 7 catchment municipalities and 21 barangays of Candijay  
Alicia, Mabini, Ubay, Guindulman, Pilar, Anda

#### ○ Hospital Profile

Candijay Community Hospital is a Primary Care Facility situated in Poblacion, Candijay, Bohol. It is 300 meters away from the national highway and the Municipal Hall. This hospital was established in 1974 by the Philippine Medical Care Commission as provided by under Sec. 3 of the RA 6111 and authorized by DOH to operate in a 15-bed capacity. By virtue of Exec. Order No. 119, this was transferred to DOH in year 1987. In 1993, this hospital was absorbed by the Provincial Government upon the implementation of the Local Government Code.

Services Provided by the Hospital:

Medical, pediatrics, obstetrics, minor surgery, laboratory services (U/A, CBC, S/E, Lipid Profile)/ 12 Leads ECG and dental service

Being the primary level hospital, serious cases which need further management are referred to Teodoro B. Gallagar District Hospital and other tertiary level hospital in Tagbilaran City. Aside from admission of patients, the hospital provides outpatient consultation services. Drug and medicines are available in the Hospital pharmacy from Monday to Sunday. This hospital has 12 regular personnel headed by the Medical Officer III as acting chief of hospital, 3 nurses, 2 nursing attendants, 1 medtech, 6 admin personnel, 3 contractual doctors and 24 job order employees.

The total budget of the hospital was ₱14,495,997 with a total income of ₱12,005,256. Of the total income, 68.2% came from PHIC patients amounting to ₱8,189,997. Drugs and Medicine income amounted to ₱4,309,058 and PF amounted to ₱2,346,445. The hospital income is expected to increase if all supplies and medicines are readily available. The main building constructed 36 years ago, is already old and needs repair and renovation to meet the PHIC benchmark and DOH requirements. The Admin building was completed last 2012. The Admin building was built to accommodate the Admin office, OPD room, Conference Room, COH Office, Records Room, Dental Unit and ABTC. The new laboratory is more spacious with upgraded laboratory exams. The hospital received equipment from the DOH and the PGBh. The hospital sustained some minor cracks after the 7.2 earthquake last October 2013 but is still safe for use.

○ **Highlights of Accomplishments for CY 2013**

- a) Construction of Private Room (2M from DOH)---60% complete



- b) Construction of Morgue (PGB 1.8M) 40% complete



- c) Construction of Garage (PGB 1.8M) 40% complete



- d) Construction of Kitchen (PGB 1.8M) 40% complete



- e) Construction of New Wards (PGB 2M) 30% complete



- f) Conversion of BEMONC to CEMONC (DOH) 50% complete



- g) Rehabilitation of Main Hospital Building (DOH) 15% complete

h) Equipment From  
PGB, WMR and DOH



○ **Statistical Report**

Average Length of stay of admitted patients	2.45%
Bed occupancy rate	99.56%
OPD	6,587
ER	3,019
Suturing	337
Number of Deliveries	333
IN-PATIENT	2,216

○ **Hospital Income**

	PHIC	PAY	OPD	TOTAL
Room and Board	1,171,325	368,800		1,540,125
Laboratory	451,075	203,911	478,779	1,133,765
Dental			14,090	14,090
Consul/Med cert		1,350	501,269	502,619
Ambulance fee		15,714	612	16,326
Medical supplies	43,501	138,462.50	181,698	363,661.50
Surgical Tx/Dr		135	48,237	48,372
OR/DR charge	252,500	154,900		407,400
Drugs/Meds	2,700,302	1,074,139.55	534,616.05	4,309,058
Doctors fee			37,670	37,670
Misc income	361,030	24,445.50	20,830	406,305
PF PHIC	2,346,445			2,346,445
TOTAL	8,189,997	1,981,857	1,833,401	12,005,256

**PRIORITY AREAS FOR ACTION/PLANS/PROGRAMS**

- Completion of DOH/PGB hospital rehabilitation
- Completion of BEMONC to CEMONC conversion
- Construction of new laboratory building with TBDOTS-NTP extension (2m)
- Construction of laundry room (200k)
- Construction of powerhouse (200k)
- Construction of hospital canopy (500k)
- Construction of parking lot (1m)
- Construction of waste water treatment facility (1m)
- Construction of isolation room
- Perimeter fencing and lights (1.2m)
- Construction of covered walk front and back (1m)
- Construction of hospital dormitory
- Computerization of records
- Use of screen doors and windows on hospital Rooms

#### 4. CLARIN COMMUNITY HOSPITAL

Location: Poblacion Norte, Clarin, Bohol

##### ○ Hospital Profile

Clarin Community Hospital is located in the coastal municipality of Clarin located at the northwestern part of the province of Bohol. It has a population of 20,535 people with 24 barangays and a total of 3,598 households in as of CY 2011. The population density is 3.45 per hectare. About 500 meters to the rear of the hospital is the coastal area. It is situated at the back of Clarin Municipal Hall. On the left side are municipal offices and Clarin Police Station. In front are the new Rural Health Unit building and Clarin Fire Station.

Clarin Community Hospital is a government Level I hospital (now infirmary) with an authorized bed capacity of 15 per DOH license and Philhealth accreditation. It was established in the year 1975 by the Philippine Medical Care Commission pursuant to Section 9 of R.A. 611. It was originally known as a Community Hospital and Health Center of Clarin which was subsequently renamed as Clarin Medicare Community Hospital pursuant to Memorandum Circular No. 201 series of 1982 of PMCC. Then R.A. 7160, or the Local Government Code of 1991, devolved the hospital to the Provincial Government of Bohol. It primarily serves the people of Clarin, and the neighboring towns of Inabanga, Sagbayan, Tubigon, although some patients from farther towns of Carmen, Buenavista, Dagohoy, Danao and San Isidro can be seen. It renders curative, preventive and rehabilitative services. It's service covers medical, pediatrics, obstetrics birthing, minor surgical procedures, out-patient and in-patient services, as well as routine laboratory examinations (e.g. CBC, U/A, S/E). The facility also provides an ambulance to transport patients to higher centers in Tagbilaran City, which is 61 kilometers from Clarin, where the need arises. The number of patients/clients have steadily increased since CY 2011 (both in-patients and out patients). The hospital revenue collections have likewise increased compared to the previous couple of years. The hospital infrastructure was damaged by the earthquake on October 15, 2013 and the site sank. Topography of the hospital vicinity is easily flooded especially during heavy rains and typhoons. Patients are presently occupying hospital tents pending repair and renovations of hospital.

Hospital modernization funded jointly by the DOH and the Provincial Government of Bohol, has stopped since the October 2013 earthquake.

##### ○ Comparative Statistical Report

	Jan-Dec 2010	Jan-Dec 2011	Jan-Dec 2012	Jan-Dec 2013
Bed Capacity	15	15	15	15
Occupancy Rate	34%	57%	95%	71.40%
Total Admissions (excluding newborn)	799	1,373	1,928	1,562
Total New Born	60	131	368	237
Total New Born Screened	0	0	25	45
Philhealth Admissions	340	801	1,372	1,027
Non-Philhealth Admission	449	565	747	543



	Jan-Dec 2010	Jan-Dec 2011	Jan-Dec 2012	Jan-Dec 2013
Average Length of Stay	2.25	3 days	3 days	2 days
Death Rate	0.38%	0.73%	0.37%	0%
Average Daily Census	5	9	14	11
No. of Medico Legal Cases Attended	115	168	138	116
No. of Referrals to higher facilities	44	36	73	79
Total Out Patient Served New	3,647	3,172	5,846	4,565
Total Out Patient Served Revisit	969	1,932	3,796	3,803
Average No. of Out Patient Per day	13/day	15/day	29/day	23/day
Laboratory Services:	1,479	2,151	3,603	1,174
Urinalysis	607	888	1,467	537
Fecalysis	169	245	540	168
Hematology - CBC	618	914	1,530	469
Platelet Count	85	104	66	0
No. of Meals Served:				
Routine Diets	5,369	9,360	15,198	11,080
Therapeutic Diets	0	0	0	0
No. of Patients Given Counseling	5,369	1,366	1,885	1,570
Minor Surgical Operations	210	11	120	1
Total No. of Patients Attended in the ER	0	0	0	826
Average No. of ER patients per day	0	0	0	2/day
Ambulance Calls	37	17	69	70

○ Comparative Financial Report

A. COLLECTIONS	Jan-Dec. 2010	Jan-Dec. 2011	Jan-Dec 2012	Jan-Dec 2013
CASH INCOME	797,734.00	1,524,897.90	4,475,933.88	4,366,622.62
TRUST FUND:				
Professional Fees (Philhealth)	217,535.29	277,402.50	1,617,760.68	1,794,841.57
Sale of Medicines	421,919.69	972,698.30	2,037,029.80	2,059,306.60
Affiliation Fee	44,465.55	59,042.00	30,340.00	17,226.00
Philhealth Patients Refund				27,727.50
TOTAL COLLECTIONS	1,481,654.53	2,834,040.70	8,161,064.36	8,265,724.29
B. ANALYSIS OF COLLECTION	Jan-Dec. 2010	Jan-Dec. 2011	Jan-Dec. 2012	Jan-Dec 2013
Philhealth Reimbursement	668,904.09	1,184,801.50	5,751,689.26	6,335,632.29
Non-Philhealth	321,001.90	837,738.60	1,255,203.50	941,044.80
Service: Ambulance	200.00	8,956.00	83,785.00	79,720.00
Affiliation	44,465.44	59,042.00	30,340.00	17,226.00
Out Patient Services	447,083.10	743,502.60	1,040,046.80	892,101.20
TOTAL	1,481,654.53	2,834,040.70	8,161,064.56	8,265,724.29

C. BUDGET/EXPENDITURES	Jan-Dec 2010	Jan-Dec 2011	Jan-Dec 2012	Jan-Dec. 2013
---------------------------	--------------	--------------	--------------	---------------

Approved Budget:				
Personal Services	4,672,862.00	3,592,446.08	5,194,983.00	5,506,990.00
MOOE	1,970,575.00	2,677,089.55	2,531,934.00	2,977,075.00
Capital Outlay	0	0	0	0
Expenditures:				As of October 31, 2013
Personal Services	3,658,006.01	3,592,446.08	5,034,934.10	4,061,403.37
MOOE	1,540,126.04	2,677,089.55	2,257,672.11	2,296,716.40
Capital Outlay (Continuing Appropriation)	0	265,235.00	0	0

## F. Accomplishment Report January to December 2013

PROGRAMS/PROJECTS/ ACTIVITES	TARGET	ACCOM- PLISHME NT	%age OF ACCOM- PLISH MENT	CONSTRAINT/ PROBLEM	STRENGTH/ FACTORS OF SUCCESS	PLANS	MEASURES/ STRATEGIES TO ACCOM- PLISH TARGETS FOR SUCCEEDING SEMESTER
STRUCTURE (2013 Operational Plan)			0%				
1.Construction of Elevated Water Tank	100% constructed			1.The project was not implemented because no bidders wanted to bid because of the low project estimate.	Presence of DOH Facility Enhance-ment Fund and the Governor's 20% Development Fund and back up funds from DOH and NGOs for rehabilitation of calamity damaged hospital facilities	Push through with proposed construction/ renovation	Request PEO and PGSO for early construction and rehabilitation of the project.
2.Renovation and repair of the old hospital building (upgrading of old main hospital building) Phase I	100% renovated & repaired		55%	2. 55% done but eventually damaged by the Oct.15 earthquake			
3.Construction of Administrative Building,perimeter fencing and elevated water tank	100% .operationa l, functional & duly fenced		100%	3.The Admin Building is done w/ minor Damage from the Oct.15 earthquake;perimeter fencing is 60%done;elevated watertank 80% done			
4.Renovation of old hospital building (Phase II) converted to OR/DR/Lab/X-ray and Pharmacy Rooms	100% operational & functional		0%	5. Renovation (Phase II) was not pushed through Due to revision of plans and programs for its implementation			

Programs/Projects / Activities	Target	Accomplishment	% of Accomplishment	Constraint/ Problem	Strength/ Factors of Success	Plans	Measures/Strategies to Accomplish Targets for Succeeding Semester
<b>A.RESOURCES (2012 Operational Plan) (continued in CY 2013)</b> 1.Hiring of Employees <ul style="list-style-type: none"> <li>Filling up of vacant positions of Nursing Attendant I, Admin. Aide 1V , Admin. Aide 1, Cook I</li> </ul> 2.Deployment of skilled & hardworking casual /contractual 3 Purchase of Equipment's 4. Budget for indigents 5. Purchase of medicines and medical supplies	To be filled up immediately	Admin Aide IV filled up Feb. 1, 2013 10 casual nurses; 6 other casual workers 2 Contractual doctors	-0- -0-	Nursing Attendant I; Admin Aide I; Cook I items opened but not filled  Slow processing of PRs,	Augmentation of hospital fund to hire casual workers Other casuals are G.O. funded  Tie –up of the PGB and World Medical relief Presence of P30,000 CA for Philhealth reimbursement to patients in Case rate.	To hire additional personnel to handle the operation of newly acquired modern equipment.	Request the Governor for the filling-up of the vacant positions Request for the hiring of casual pharmacist and additional casual medical technologist
<b>A.SYSTEM (2011-2013 Operational Plan)</b> 1.Division of labor with proper designation of hospital employees 2.Internet connection 3.Training and seminars 4.Compliance to Philhealth Accreditation Requirements	Connection available 5 personnel were sent to seminars PHIC Accredited Hospital	Designation of 1 MO III/IV as OIC  No available line yet 2 Personnel were sent to trainings/ seminars Accredited Level I Health Care Provider		Multi-tasking Hospital repairs still unfinished	Multitasking Availability of DOH- funded trainings; increase in hospital budget		Request to expedite hospital repairs/renovation

## 5. CATIGBIAN DISTRICT HOSPITAL

Location: Poblacion Weste, Catigbian, Bohol

### ► Hospital Profile

Republic Act No. 6576 created Catigbian Emergency Hospital with authorized bed capacity of 15. It was opened in 27 January 1981 and was fully operational in 1984 with upgraded authorized bed capacity of 25. It was also then that the name of this hospital was changed to Catigbian District Hospital. Implementing bed capacity of this hospital is now 39 but since 2012, oftentimes, the number of patients reach 50. In the year 2011, this Second Level General Hospital was accredited by PhilHealth as center of quality. It renders preventive, curative and rehabilitative services for the sick and the injured more particularly to the poor and underprivileged regardless of race, color, social status and political belief.

Recently, under the Inter-Local Health Zone, it covers the following municipalities; Catigbian which accounts for the biggest share of patients served followed by municipalities of Balilihan and San Isidro. However, because this hospital is situated in a strategic site, it also caters to patients outside its catchment area.

The Catigbian District Hospital Catchment Area is situated in the interior part of Bohol, northeast of Tagbilaran City. It is bounded in the north by Dagohoy District Hospital Catchment Area, on the south by the southern part of Loon District Hospital Catchment Area, on the east by Carmen District Catchment Area and on the west by Tagbilaran City and the central part of Loon District Catchment Area.

Sometime in 2013, there were expansions and improvements that were completed like the Animal Bite Center and the CEMONC building. Several major surgical operations including caesarian were already performed. The hospital was then ready to implement the modernization project, in fact demolition of some parts of the old building started. Unfortunately in October 15, 2013, the 7.2 magnitude earthquake beset our province, wherein Catigbian was one of the municipalities that were severely affected; it shattered the plans of this hospital to be at par with private health facility as far as services is concerned. The CEMONC building sustained cracks on the walls and some parts of the building declared not safe. CEMONC building needs major repair. After the earthquake, there were several referrals due to lack of space and diagnostic procedures.

### Staffing Profile:

Position Title	Organic		Contractual	Job Order
	Permanent	Vacant		
1. Chief of Hospital I	1			
2. Medical Officer III	2	2	2	
3 Surgeon			1	
4. Pathologist			1	
5. Anesthesiologist			1	
6. Chief Nurse	1			

Position Title	Organic		Contractual	Job Order
	Permanent	Vacant		
7. Supervising Nurse	3			
8. Staff Nurse	3			8
9. Nursing Attendant I	4			4
7. Administrative Officer IV	1			
8. Administrative Officer II	1			
9. Dentist II	1			
10. Dental Aide	1			
11. Med. Tech. II 1 Det. @PHO	2			
12. Rad. Technologist/RSI	1			
13. Pharmacist III	1			
14. Dietitian II	1			
15. Cook I	1			
16. Administrative Aide IV	1			
17. Administrative Aide III	1			
18. Administrative Aide I	2	2		16
19. Med. Equipment Tech.	1			
20. Pathologist			1	
21. Anesthesiologist			1	
22. Radiologist			1	
23. Security Guard	1			2
24. Driver				2
TOTAL	30	4	6	32

► **Highlights Of Accomplishments**



Area of Concern	2010	2011	2012	2013
Bed Capacity	25	25	25	25
Occupancy Rate	100%	100%	100%	103%
Total Admissions	2,414	2,534	2,638	2,455
PhilHealth	1,522	1,683	1,614	1,752
Non PhilHealth	922	863	730	703
New Born			294	168
Death Rate	0.367%	0.274%	0.12	.12
Average Daily Census	25	25	25	25
No of Medico Legal Cases	51	34		51
Average Length of Stay	3.68	3.58	3.7	3.8
No. of Referrals to higher facilities	162	139	145	160
Total In-patient Service days			9,124	9,441
Total New Born	371	376	294	168
Total New Born screened	152	153	308	68
Total Out Patient Served	5169	6,155	5,425	6,123
Laboratory Services	6,428	9,103	11,914	11,633
Radiologic Services (Xray)	590	779	1,182	1,021
Ultra Sound	218	333	368	336
ECG	101	179	180	131
Pharmacy Prescription	6439	17,306	23,218	23,884
Surgery				
Major	24		55	6
Minor	384		349	367
Total Surgery	428	408	404	373
Immunization	371	376	294	666
Medical Social Services				
Emergency Cases	2,155	3,238	3,953	2,810
Routine Diets			18,711	17,960









Area of Concern	2010	2011	2012	2013
Therapeutic Diet			5,706	6,806
<b>APPROVED BUDGET:</b>				
PS	11,301,342	13,185,867	13,514,469	15,000,073.00
MOOE	3,500,000	4,800,000	4,830,000	6,298,156.00
Capital Outlay	250,000	1,000,000	-0-	500,000.0
<b>TOTAL</b>	<b>15,051,342</b>	<b>18,985,867</b>	<b>18,344,469</b>	<b>21,798,229.00</b>
<b>EXPENDITURES</b>				
PS	11,254,275.47	12,451,153.3	12,543,791.6	14,496,906.29
MOOE	3,295,276.77	4,719,233.62	4,830,000.00	5,597,422.12
Capital Outlay	-0-	987,800.00	300,000.00	-0-
<b>TOTAL</b>	<b>14,549,552.24</b>	<b>18,158,186.5</b>	<b>17,673,791.60</b>	<b>20,094,328.41</b>
<b>INCOME &amp; COLLECTIONS</b>				
Total Cash Income	<b>3,716,476.66</b>	<b>5,895,943.51</b>	<b>6,911,726.06</b>	<b>7,510,250.15</b>
Income from PhilHealth	2,065,282	2,773,619.61	4,395,374.79	5,448,833.27
Income from non PhilHealth	1,651,194.66	3,122,323.90	2,516,351.27	2,061,416.88
Non Cash Income- Collectibles/Charity	<b>476,969</b>	<b>663,420.90</b>	<b>852,245.30</b>	<b>329,623.70</b>
Pharmacy Sales	<b>1,639,860.00</b>	<b>2,900,408.85</b>	<b>5,081,552.50</b>	<b>4,891,414.18</b>

## I. Upgrading of Hospital Services

### Infrastructure Improvement:

	Cost	Fund Source	Status
<p>Completed CEMONC Building excluding plumbing and electrical</p> 	4,999,000.0	D O H Fund 2011	Completed
<p>Upgrading electrical connections to 3 phase wirings</p> 	390,450.00	20% dev't fund of PGBH 2010	Installation Of electrical Wiring up to Powerhouse completed

	<i>Cost</i>	<i>Fund Source</i>	<i>Status</i>
<p>Electrical wiring completely installed up to the drop box just above the powerhouse</p> 	<p>Amount exceeded by 86,177.38 Due to additional wirings</p>		100% completed
<p>Demolition of old building for major revamp/renovation and reroofing</p>   <p>on going renovation of the main building JUNE 26, 2013</p>  <p>Right wing of the hospital building (ongoing renovation) JUNE 26, 2013</p>  <p><b>CEMONC Building</b> (SIDE VIEW) JUNE 26, 2013</p>  <p>INSIDE VIEW OF CEMONC BUILDING JUNE 26, 2013</p>	5,000,000	DOH Fund 2012	On-going

	<i>Cost</i>	<i>Fund Source</i>	<i>Status</i>
 <p>NEW DELIVERY ROOM OF CEMONC BUILDING JUNE 26, 2013</p>  <p>NEW OPERATING ROOM W/IN CEMONC BUILDING JUNE 26, 2013</p>  <p>OPERATING ROOM W/IN CEMONC BUILDING JUNE 26, 2013</p>			
<p>Animal Bite Treatment Center</p> 	150,000	Appropriation PGBH Gen.Fund 2012	Functional
<p>Prolyte Electrolyte Analyzer</p> 	300,000	Hospital Fund from Remaining Bal. Of 2010 Ret. Fund	Functional
<p>Cautery Machine</p> 	308,000.00	2010 Equipt PGBH Gen. Fund	Functional

Dental Chair with complete accessories

200,000.00

-do-

Functional

Purchase of Equipment  
Patient Monitor  
multi parameter  
in 2011



250,000.0  
0

2010  
Equipt  
Fund

Functional



DOH FUND

Functional



DOH FUND

Functional



DOH FUND

Functional



DOH FUND


Functional

DOH FUND

Functional

	Cost	Fund Source	Status
		DOH FUND	Functional
		DOH FUND	Functional
		DOH FUND	Functional
		DOH FUND	Functional
		DOH FUND	Functional
		DOH FUND	Functional



	<i>Cost</i>	<i>Fund Source</i>	<i>Status</i>
 <p><b>Incubator</b></p>			

Planned Programs/ Projects/Activities	Percentage of Accomplishments Target vs, Accomplishment	Strengths/ Factors of Success	Constraints/ Problems Encountered	Plans/Measures /Strategies to Accomplish Planned Targets for Succeeding Year/Semester
<b>Structure</b> 1. CEMONC BLDG.  2. Provision private rooms          3. Construction of Additional Waste Receptacle          4. Construction of Solid Waste Manage-ment with Holding System          5. Construction of decentralized Waste water facility	100%  20%          0%          0%          0%	Sufficient Funding  CEMONC Building is Functional. Old OR & DR area will be utilized as private rooms after completion of revamp/renovation & reroofing of old hospital building  Availability of space          Availability of space          Availability of space	No funding No Program of Work          No Funding          No Funding	* To appropriate funds in the ensuing year * Letter request To GSO for a Program of Work  * To appropriate funds in the ensuing year * Letter request To GSO for a Program of Work
Fill up vacant position: Admin. Assistant 3   Swapping of Med Tech item (CDH and PHO)   Assigning one Med. Tech.   Immediate hiring for Replacement of out-going employees specially doctors	Admin. Assistant	Availability of Plantilla Item at PHO recently filled up   Detailed one Med Tech from RHU   Availability of new Graduates	Med Tech II position at PHO recently filled up deployed in the field Reports twice A week	Letter request to G.O. For immediate filling Up the vacated position Letter request to the Govenor through Channel to fill up Med Tech II position at PHO to be swapped to this hospital  Letter request to G.O. For immediate filling Up the vacated position

Planned Programs/ Projects/Activities	Percentage of Accomplishments Target vs, Accomplishment	Strengths/ Factors of Success	Constraints/ Problems Encountered	Plans/Measures /Strategies to Accomplish Planned Targets for Succeeding Year/Semester
<b>PURCHASE OF EQUIPMENT:</b>				
1. Fully automated Blood Chemistry Analyzer	0%		No Funding	* Make request/ representations to the Governor & other agencies/Executive s for grants
2. Computer with printer	0%		No Funding	
3. Electronic Processor	0%		No Funding	* Make request/ representations to the Governor & other
4. OR Light LED TYPE	0%		No Funding	agencies/Executive s for grants
5. Proctosigmoidoscope	100%	<b>DOH HFEP</b>		
6. Incubator	0%		No Funding	* Include again in the APP of the Ensuing year
7. Interrcom with 20 Stations w/ paging system	0%		No Funding	
8. Air conditioner split type	0%		No Funding	* Provision of funds in the ensuing year
9. Riso graph	0%		No Funding	* Provision of funds in the ensuing year
10. Video camera	100%		Affiliation Fund	* Make request/ representations to the Governor & other agencies/Executive s for grants
11.. Food conveyor				* Include again in the APP of the Ensuing year
12 Sound system set	100%	<b>DOH HFEP</b>		* Provision of funds in the ensuing year
13. BP Apparatus Aneroid				* Provision of funds in the ensuing year

► **PLANS, PROGRAMS AND MAJOR THRUSTS FOR CY 2014**

1. Structure-
  - a. Rehabilitation of CEMONC Building
  - b. Construction and Renovation of hospital facilities
    - Old O.R. D.R. premise to private rooms
    - Administration Building renovation & expansion
    - Records room and its paraphernalia
  - c. Construction of OPD Building and additional wards
  - d. Construction of decentralized Waste Water Management Facility
  - e. Construction of Solid Waste Management with Holding System

2. Procurement of hospital equipment
  - a. Fully automated blood chemistry analyzer
  - b. Portable X-ray 500 M.A
  - c. Electronic Processor
  - d. O.R. & DR Light LED Type
  - e. Nebulizer heavy duty 6 units
  - e. Incubator
  - f. Intercom with 15-20 stations with Paging System
  - g. Camera
  - h. Riso graph
  - i. Food conveyor with 25 compartments – Heavy duty
  - j. Dressing Cart
  - k. BP Apparatus Aneroid
3. Upgrading of IT Equipment
  - a. Desktop PCs
  - b. Server PC
  - c. Computer networking
  - d. Internet Access
  - e. Acquire program for Hospital Information system
4. TB DOTS Accreditation
5. Purchase 2 stainless water tanks, 2000 liters capacity
6. Increase hospital personnel computer literacy
7. Conduct of team building and other HR related seminars and trainings
8. Maximize delivery of Basic Health Services through the presence of visiting physicians in different fields of specialty
9. Implementation of the restored Inter Local Health Zone

## 6. CONG. NATALIO P. CASTILLO, SR. MEMORIAL HOSPITAL

Location: Brgy. Basac, Loon, Bohol

### ○ Hospital Profile

The Cong. Natalio P. Castillo, Sr. Memorial Hospital is a government-owned, PGBh-run hospital created in June 15, 1968 thru an act of Congress per Republic Act No. 5297 and was then known as the Loon Emergency Hospital. It was renamed to its present name in November 29, 1989 thru RA No. 6781.

The hospital is about 2 kilometers from Brgy. Poblacion, Loon and about 30 kilometers from the City of Tagbilaran. Covering an area of 2.9 hectares, it has 7 separate edifices, one serving as the main hospital building, with some minor structures. The hospital has an authorized bed capacity of 25 and is PhilHealth accredited. The hospital serves as the referral hospital for the Tubigon-Loon-Calape Health District, which has about a collective population of 126,196. Also, the hospital is one of 5 secondary hospitals of the province which covers the area between Talibon and Tagbilaran serving as link between tertiary government hospitals either as a lifeline or to decongest these facilities.

Financial support basically comes from the Provincial Government and receives occasional donation of supplies and medicines from NGO and other charitable groups. The hospital has 39 regular personnel and is augmented by several contractual and casual workers which includes a pathologist, surgeon and an anesthesiologist. The hospital provides outpatient consultation, a pharmacy, dental health service, laboratory and x-ray services for both in and out patients. Procedures such as minor surgery, ECG, cautery are also available. Other elective surgical procedures may also be availed upon prior scheduling.

		2010	2011	2012	2013
Bed Capacity		25	25	25	25
Average patient per day		19.71	18.98	17.89	14.60
Occupancy rate		75.85	75.91	71.56	58.43
Ave. length of stay per day		2.76	2.70	3.09	2.57
Referrals					
	From	53	60	55	76
	To	259	174	212	209
Admissions					
	Newborn	352	268	241	233
	Adult	2,609	2,558	2,117	2,064
Surgery					



		2010	2011	2012	2013
	Minor (OPD)	287	266	169	101
	Major	5	13	15	12
Out-patient Service					
	Average patient per day	18.2	15.22	16.32	14.60
	Total patients served	6,642	5,558	7,738	7,850
Other Services					
	Prescriptions filled				
	In-patient	19,018	21,758	23,578	21,380
	OPD	3,453	3,119	4,257	10,996
	ER	1,405	1,316	1,891	2,013
	X-ray/ECG	341	390	478	514
	Laboratory/Newborn	12,010	10,075	13,164	10,092
	Ultrasound	50	43	45	38

○ Personnel Breakdown

Position / Item	2011	2012	2013
Job-order			
Clerk	4	5	5
Security Guard	3	4	3
Utility Workers	3	5	7
Food Servers	1	3	2
Laundry	2	3	1
Cook	-	1	1
Nurses	6	7	9
Nursing Attendant			1
Medical Technologist			1
Pharmacy Assistant			1
Drivers	4	4	2
Contractual			
Administrative Officer			1

Position / Item	2011	2012	2013
Financial Transaction Processor			1
Medical Officer	3	3	4
<b>TOTAL</b>	<b>26</b>	<b>35</b>	<b>38</b>

○ Hospital Services/Income Generated

Services	PhilHealth	Pay	OPD	TOTAL
Room and Board	1,607,700.00	187,888.00		<b>1,795,588.00</b>
Laboratory	1,568,467.32	282,642.80	405,096.40	<b>2,256,206.52</b>
X-ray	59,750.00	19,000.00	28,250.00	<b>107,000.00</b>
Dental		3,340.00	42,260.00	<b>45,600.00</b>
Consultation / Med. Cert.		790.00	260,841.25	<b>261,631.25</b>
Medical Supplies	1,215,044.38	118,093.50	96,953.50	<b>1,430,091.38</b>
Ambulance Fee		4,950.00	3,660.00	<b>8,610.00</b>
Surgical Treatment/Dressing	1,560.00	4,385.00	18,600.00	<b>24,545.00</b>
Delivery/Operating Room Charges	92,400.00	68,210.00	630.00	<b>161,240.00</b>
Drugs and Medicines	(1,902,840.64)	(875,677.40)	(243,480.35)	<b>(3,021,998.39)</b>
Miscellaneous Income	78,821.50	109,680.00	48,366.00	<b>236,867.50</b>
Others:				
Doctor's Fee	7,200.00	11,045.00		<b>18,245.00</b>
EKG				
Medical Oxygen, Circumcision, etc.				
<b>TOTAL</b>	<b>4,630,943.20</b>	<b>810,024.30</b>	<b>904,657.15</b>	<b>6,345,624.65</b>

○ Hospital Expenditures

Item	2010	2011	2012	2013
Personal Services	14,563,726.13	16,483,875.43	15,323,361.26	18,627,107.41
Maintenance & Other Optg. Expense	2,796,667.63	4,993,870.97	5,114,385.67	5,823,910.07
Capital Outlay	97,300.00	1,261,537.00		
<b>Total</b>	<b>15,651,752.81</b>	<b>22,739,283.40</b>	<b>16,380,060.96</b>	<b>23,584,659.96</b>

○ Break Down of Receipts

Month	2010	2011	2012	2013
January	359,254.80	423,646.00	363,659.25	443,880.85
February	488,202.50	374,526.50	479,970.00	872,954.01
March	432,213.30	529,421.00	623,892.00	383,278.00
April	450,629.50	415,165.50	318,832.00	583,630.25
May	348,091.50	487,603.00	300,044.93	897,356.43
June	495,670.50	606,230.00	480,410.00	421,388.45
July	420,031.00	216,755.00	398,507.00	555,927.66
August	359,130.50	400,694.85	733,545.49	882,897.00
September	448,002.50	564,924.00	779,426.42	435,354.00
October	324,431.00	208,954.05	455,246.95	83,813.00
November	441,592.00	367,196.50	394,851.03	355,375.00
December	559,072.50	542,569.00	555,541.62	429,770.00
<b>TOTAL</b>	<b>5,126,321.60</b>	<b>5,137,685.65</b>	<b>5,883,926.49</b>	<b>6,345,624.65</b>

○ Breakdown Of MOOE

Description	Code	Obligations
Travelling Expenses	751	15,675.00
Training Expenses	753	22,200.00
Office Supplies Expenses	755	144,231.60
Accountable Forms	756	24,200.00
Food Supplies	758	431,999.61
Medical, Dental and Laboratory Supplies	760	1,590,797.35
Gasoline, Oil and Lubricants	761	32,392.00
Water	766	109,361.77
Electricity	767	245,389.91
Cooking Gas	768	14,879.50
Postage and Deliveries	771	1,495.00
Telephone – Landline	772	20,215.71
Telephone – Mobile	773	6,000.00
Internet	774	12,880.68
General Services	795	1,620,701.90
General Services – Contractual	795-2	1,255,962.19

Description	Code	Obligations
Repairs & Maintenance – Hospitals & Health Centers	813	17,024.50
Repairs & Maintenance – IT Equipment & Software	823	
Repairs & Maintenance – Other Machineries & Equipment	840	5,000.00
Repairs & Maintenance – Motor Vehicles	841	1,000.00
Taxes, Duties & Licenses	891	9,400.00
Fidelity Bond Premium	892	6,525.00
Insurance Expense	893	
Other Maintenance & Operating Expenses	969	236,578.35
<b>TOTAL</b>		<b>5,823,910.07</b>

○ Receivables

As of June 30, 2013	
From PhilHealth	786,834.75
From LGU	7,196.00
From PDAF - Rene L. Relampagos	170,909.00
From DIWA Party List	6,022.00
From Patients	152,226.00
<b>TOTAL</b>	<b>1,123,187.75</b>

○ Projects:

**Near Completion of CEMONC Facility**

	Held:	CY 2012
	Outcome:	A Maternal and Child care facility
	Cost:	5,000,000.00
	Source:	DOH Funding
	Remarks: To date, the building is unusable and deemed unsafe for working conditions.	

### Construction of New ER



Held:	CY 2013
Outcome:	Construction of new ER
Cost:	4,499,000.00
Source:	Hosp. Modernization Fund
Description:	A project initiated by LGU-Bohol in consonance with the Hospital Modernization Program with the goal to upgrade hospital equipment and facilities to provide better health care services. Calculated at 93.79% completed as of October 2013, prior to the earthquake calamity. Repairs have been made to utilize the edifice temporarily and as of Feb. 1 CY 2014 was inaugurated and turned over to CNCMH.

### Construction of New Ward



Held:	CY 2013
Outcome:	Construction of New Ward
Cost:	7,410,000.00
Source:	DOH Funding
Description:	Initiated and implemented by the DOH Reg'l Office through the Hospital Facility Enhancement Program (HFEP). Const'n. began early of the 2 <sup>nd</sup> quarter CY 2013 and measured at 83 % completed, by the GSO, as of October CY 2013 prior to the earthquake calamity. To date, the building is unusable and deemed hazardous for working conditions.

## 7. TEODORO B. GALAGAR DISTRICT HOSPITAL (TBGDH)

Location: Jagna, Bohol



Authorized Bed Capacity (ABC):  
Actually Implementing:

25 beds  
50-60 beds






The overflowing of patients, the insufficient budget, and the mark Manpower Gap has prompted us to earnestly propose for expansion from 25 to 50 beds. For 10 years, the Hospital Bed Occupancy Rate (BOR) has been consistently over 120% to as much as 158%.







### ANNUAL ACCOMPLISHMENT REPORT CY 2013

	CY 2013
BED OCCUPANCY Rate	126.9%
Total Admissions	3,228
Ave. Daily Census	29
Service / Charity (Non-cash income)	P298,766.04
Percentage Charity Patients	8.7%
Income from Philhealth	4,996,455.38
Percentage Income from Philhealth	63.051%
PDAF Cong. Arthur Yap	300,000.00
No. of Deliveries	867
Surgery (in and out Patients)	427
Minor Surgery	408
Major Surgery	19
ECG Done	1,195
Laboratory Services Done	21,455
Ultrasound Done	615
Total OPD Served	9,104
X-ray Performed	1,037
Total Income	7,924,507.53



### Highlights of Accomplishments in CY 2013

Programs/ Projects / Activities	Fund Source/ Amount	Status
<b>A. Infrastructure Projects</b>		
<b>1. Construction of Comprehensive Emergency Obstetrical &amp; Neonatal Care Facility (CEMONC Facility):</b> 	DOH-(MNCHN- Maternal Newborn Child Health & Nutrition)  ₱ 4.0 M	Completed June 2013
<b>2. Re-roofing and Renovation of the Main Building:</b> 	Savings from CEMONC Funds	Done 2013
<b>3. Renovation of Wards:</b> 	DOH – MNCHN Savings from the CEMONC Fd	Done 2013 Completed July 2013
<b>4. Construction of Perimeter Fence at the Administration Building:</b> 	50% Revenue Retention Fund P334,000.00	Done Completed August 2013

<p><b>5. Construction of a Covered Walk with a Guard House:</b></p> 	<p>PDAF Cong. Arthur Yap 200,000.00 (thru DPWH 3<sup>rd</sup> District)</p>	<p>Done Completed 2013</p>
<p><b>6. Construction of a New 3- Storey Building for Hospital Expansion from 25-50 beds:</b></p> 	<p>PGB Comprehensive Hospital Modernization Program P21.0 M</p>	<p>Started On going construction</p>
B. EQUIPMENT PROCURED	SOURCE	STATUS
<p><b>1. New Delivery Table for the CEMONC Facility:</b></p> 	<p>DOH - MNCHN</p>	<p>Granted/ Delivered 3<sup>rd</sup> Q 2013</p>
<p><b>2. Brand New Infant Incubator from DOH for the CEMONC Facility:</b></p> 	<p>DOH- MNCHN</p>	<p>Delivered 3<sup>rd</sup> Q 2013</p>
<p><b>3. a) New Defibrillator and (b) Patient Monitor</b></p> 	<p>DOH- MNCHN</p>	<p>Delivered 3<sup>rd</sup> Q 2013</p>
<p><b>4. 500 MA X-ray Machine:</b></p> 	<p>PGB Comprehensive Hospital Modernization Program P2.0 M</p>	<p>Procured and Delivered Installed March 2013</p>

## 8. FRANCISCO DAGOHOY MUNICIPAL HOSPITAL (FDMH)

Location: Brgy. Cagay-an, Inabanga, Bohol

1 kilometer away from Brgy. Poblacion along the Inabanga National Highway, about 72 kilometers away from the City of Tagbilaran and situated in the northwestern coast of the Island of Bohol.

Catchment Municipalities: 3 Municipalities (Getafe, Buenavista and Inabanga)

Services Provided: Medical, Pediatrics, Obstetrics, Minor surgery, Laboratory, X-ray and Minor OR

### o Hospital Profile

The Francisco Dagohoy Municipal Hospital is a primary care government-owned facility constructed and built in 1983 and was fully operational in May 1985 upon the completion of the main building and after the availability of all essential diagnostic equipment needed to provide both curative and rehabilitative health services to the people of Inabanga and its neighboring towns of Clarin, Buenavista, Getafe and Dagohoy. It was initially managed and operated by the Philippine National Government through the supervision of the Department of Health. When the Local Government Code of 1991 took effect, the management and operation of this hospital were devolved from the Department of Health to the Provincial Local Government Unit of Bohol on April 1, 1993. In February 2003 to June 2003, the main building of the hospital underwent a complete renovation and rehabilitation through the benevolent financial assistance of the Church of Jesus Christ of Latter Day Saints from Utah, United States of America. The barangays in the 3 catchment municipalities are the primary catchment. The eastern part of Danao, Sagbayan and Clarin also come to the hospital because of its accessibility to them. Being a primary care facility, serious cases which needs further management are referred to Celestino Gallares Memorial Hospital and other tertiary level hospitals in Tagbilaran City. Aside from admission of patients, the hospital provides outpatient consultation services daily. Drugs and medicines are available in the hospital pharmacy from Monday to Sunday. This hospital has 19 regular personnel headed by the Medical Officer IV as acting chief of hospital, 1 Medical Officer III, 4 nurses (1 Nurse designated as Admin Officer), 2 nursing attendants, 3 medical technologists, 1 pharmacist, 7 admin personnel, 3 contractual doctors and 18 job order employees.

The total budget of the hospital in 2013 was P14,361,434.00 with a total income of P 16,883,846.29. Of the total income, 78% came from PHIC patients amounting to P13,213,575.09. Drugs and medicine income amounted to P6,463,152.27 and PF amounted to P3,750,032.94. The building was renovated sometime last April and was near completion but unfortunately with the 7.2 magnitude earthquake that hit the province, the building was destroyed and upon assessment with the PGSO, is not anymore safe for patients and that it has to be reconstructed again. Budget is already set for its reconstruction, hopefully early in 2014. The CEMONC building which can still be used, is being utilized as ward for patients. A rubble hole was also

installed by Red Cross as temporary ward for patients but has been dismantled at present for concreting. The admin building, as declared by PGSO, is also not safe for office but still being utilized since there are no rooms available for office. This, however, is part of the hospital repair.

Presently, the hospital has been downgraded to an infirmary level because of the re-classification of the Department of Health.

### ► Highlights of Accomplishments for CY 2013

#### ✚ Improvement of FDMH ( Hospital Modernization Fund – P3,479,199.35

Remarks: 75 % Complete



#### ✚ Construction of Hospital Perimeter Fencing & Fabrication of 2 Units Gate (Front)

Fund Source: Hospital Modernization Fund  
Cost/Status: P664,280.00/100%



#### ✚ Concrete Pavement

(Access Road, Parking and Driveway Curves)  
Cost/Status: P877,665.00 / 65% Complete



#### ✚ Delivery of Fully Automated Hematology and Fully & Semi-Automated Clinical Chemistry

Fund Source: DOH and Hospital Modernization Fund



#### ✚ Delivery of a New Digital Xray Machine 500 MA (Hospital Modernization Fund)

Remarks: To be installed, already waiting for the electrical wirings



#### ✚ Delivery of Hospital Equipment

Source: DOH and Hospital Modernization Fund

Type of Equipment:

Revolving stool  
Suction machine 2L capacity portable  
Stethoscope (adult)  
Delivery room table w/ OB stainless  
Hospital bed, 2 cranks  
Chemistry analyzer semi-automated  
Infant incubator  
Oxygen therapy set  
Emergency cart  
Wheel chair  
IV stand  
IUD kit

Tubal ligation set  
surgical scissors, sytraight 6"

Anesthesia machine, portable  
Stethoscope (pedia)  
Instrument tray  
Instrument set (Caesarean section)

Vaginal speculum set  
Weighing scale (infant)  
Manual resuscitator (adult) with mask  
Manual resuscitator (pedia) with mask  
Microscopes  
NSD set  
Weighing scale w/ measuring stick (adult)  
Cervical inspection set  
Cutdown or Minor surgical set  
No Scalpel Vasectomy set  
Instrument cabinet (3)  
Examining light/Drop light (4)  
BP apparatus Aneroid Adult Stand type  
Examining table with stirrup  
Suction  
Doppler  
Pulse oximeter  
Sphygmomanometer  
Layngoscope (adult)  
Stretcher  
Laryngoscope (pedia)  
Manual Hydraulic Surgical table  
OR Light



Binocular microscope

Clinical centrifuge

DR table

Emergency lamp

Examination table

Gooseneck lamp

Patirnt Monitor

Shawdowless lamp

Stethoscope (pedia)

Ultrasound machine

Nebulizer

Patient monitor

Incubator

Chemray 120 Fully Automated Analyzer

Auto Hematology Analyzer

Major Operating room table

Blood refrigerator

## Installation of an Airconditioning Unit at the Admin Building



## Statistical Report

Average Length of stay of admitted patients	4.795%
Bed occupancy rate	213.299%
OPD	3,089
ER	432
Suturing	432
Number of Deliveries	495
IN-PATIENT	3,290



○ Hospital Income

Itemized Income	Philhealth	Paying	Service	OPD	TOTAL
Room and Board	1,657,355.00	334,359.00	-	-	1,991,714.00
Laboratory	1,702,611.60	267,168.00	-	208,204.00	2,177,983.60
X-Ray	30,410.00	22,866.00	-	75,188.00	128,464.00
ECG	-	-	-	-	-
Doctors Fee	3,750,032.94	-	-	-	3,750,032.94
Nebulization	18,255.00	7,866.00	-	3,670.00	29,791.00
Consultation	-	-	-	128,699.00	128,699.00
Medical Certificate	-	6,255.00	-	36,630.00	42,885.00
Ambulance Fee	-	33,640.00	-	32,910.00	66,550.00
PHIC Refund	909,177.28	-	-	-	909,177.28
OR / DR Charges	44,945.00	191,360.00	-	1,000.00	237,305.00
Medical Supplies	320,749.00	269,973.00	-	245,287.20	836,009.20
Drugs and Medicines (Rv. Fund.)	4,780,039.27	735,265.00	-	947,848.00	6,463,152.27
Medical Oxygen	-	24,850.00	-	9,879.00	34,729.00
Miscellaneous Income	-	58,269.00	-	29,085.00	87,354.00
Dental Fees	-	-	-	-	-
<b>Total</b>	<b>13,213,575.09</b>	<b>1,951,871.00</b>	<b>-</b>	<b>1,718,400.20</b>	<b>16,883,846.29</b>

► PRIORITY AREAS FOR ACTION/PLANS/PROGRAMS:

1. Reconstruction of the hospital main building
2. Installation of digital XRAY machine
3. Completion of the wide access road so that the rubble hall can be installed
4. Reinstallation of the rubble hall to accommodate increasing number of patient while waiting for the main building to be reconstructed
5. Reconstruction of laboratory and medical record section
6. Construction of OPD
7. Repair of CEMONC and ADMIN building
8. Repair kitchen
9. Finish the waist holding area
10. Installation of iron grills for CEMONC and iron building
11. Covered walk(CEMONC and other buildings)
12. Fencing of the whole hospital area
13. Construction of Hospital Quarter For Employees
14. Manpower
  - a) Fill Up Vacant Position (Admin Aid And Driver)
  - b) Creation of a position for a medical record officer as recommended by DOH
15. Hospital Equipment
  - a) Hospital beds, to accommodate increasing number of patients
  - b) Generator set
  - c) Heavy duty manual autoclave machine
  - d) Electric fan for the wards



## **9. Pres. Carlos P. Garcia Municipal Hospital (PGMH)**

Location: Brgy. Pitogo, Pres. Carlos P. Garcia

Pres. Garcia Municipal Hospital is a 10 bed Primary Care Facility located in an elevated portion of Brgy. Pitogo in the island municipality of Pres. Carlos P. Garcia, Bohol w/c is at the northeastern tip of Bohol opposite Tagbilaran. It started its operation on Dec. 28, 1992 and was absorbed by the Provincial Government of Bohol upon the implementation of the Local Government Code on March 1993. It has a total of 20 plantilla items; 4 are unfilled positions and casual and contractual employees fill the gap to cater to the health needs of the people. The hospital is managed by a COH and assisted by an Admin. Assistant II designated as Admin. Officer. PGMH is accessible from the main island of Bohol thru pumpboat. The shortest way is about 5-7 minutes travel and about 45 minutes to 1 hour from Ubay Wharf to Pitogo Wharf. It is a 3.5 hour from Pitogo Wharf to Cebu via Looc, Mandaue.

Pres. C. P. Garcia has 23 barangays with 4 islets served by the PGMH. The hospital offers services such as OPD consultation and admission 24/7, minor surgery, medico-legal, obstetrics normal deliveries, New-born screening, dietary counseling, ambulance and Pharmacy. It also offers routine laboratory examinations. The PGMH also received referrals from RHU advised for admission. Since this hospital is only a primary hospital and cannot cater patients with major health problems, patients are referred to secondary/tertiary hospitals for further work-up and management to Ubay and Talibon.

The medical records are kept in a storage area. However, it is not yet computerized. The storage area is no longer adequate and requires a separate room as required by the DOH. The hospital recently received a x-ray machine but no room yet is being constructed and no personnel is being trained yet to handle the said equipment.

There are 4 buildings in the vicinity of the hospital. The main building is for the patients and administration building. Another 2-room building is the ambulance garage which was temporarily used as "bodega" and the morgue. The other building is the dirty kitchen and the smaller one is the power house. Most parts of the building are dilapidated and needs major repair. The ground is maintained by a casual utility worker. The hospital has no concrete perimeter fence and guard house while its water supply is from recently accomplished deep well project. The PGBH has just provided two new buildings, the Dietary and Office building and the multi-purpose building which is temporarily used for Admin office, nurses' station and patient's room while the main building is undergoing major repair. More equipment are needed to comply with the requirements of DOH such as for surgery, upgrade of laboratory and dental services.

## I HIGHLIGHTS OF ACCOMPLISHMENT CY 2013

- PGBH Water Drilling & Waterworks Project- 100%



- PGBH Repair/Renovation of main hospital bldg.- 8.30%



- PGBH Construction of Dietary Office & Kitchen -95.20%



- PGBH Construction of Multi-purpose bldg.-95.31%



### ○ Hospital Statistics

PARTICULARS	2010	2011	2012	2013
TOTAL NO. OF ADMISSION	307	404	524	638
TOTAL NO. OF OUT-PATIENTS	2,503	2,932	2,553	2,920
MINOR SURGICAL OPERATION			42	80
TOTAL NO. OF DELIVERIES				18
AVE. LENGTH OF STAY OF ADMITTED PATIENTS				2
BED OCCUPANCY RATE	12.4%	23%	30%	47.7%
INCOME FROM PROFESSIONAL FEE				505,428.00
INCOME FROM DRUGS & MEDICINES				539,626.85
TOTAL INCOME (Including meds & other fees)	396,397.75	571,909.95	1,278,523.60	2,615,695.60
TOTAL COLLECTIBLES				204,233.90
TOTAL NO. OF PHIC PATIENTS	none	101 (Re-accredited May)	234	413
Income from Philhealth	none			1,632,751.10

### ○ Equipment Received

X-Ray Machine  
 Semi-Automated Bio-Chemistry Analyzer  
 Eent Diagnostic Set  
 5 Pedia Bed W/ Foam & Iv Stand

3 Swivel Chair  
 Ecg Machine  
 Blood Ref  
 1 Electronic Bed

► **PRIORITY AREAS FOR ACTION**

1. Construction of Cemonc Facilities
2. Construction of X-Ray Room
3. Construction of Placenta Pit
4. Construction of Waste Water Treatment Facility
5. Construction of Admin Office & Medical Records Room
6. Construction of Dental Room
7. Construction of Concrete Waste Disposal
8. Construction of Perimeter Fence And Lights
9. Construction of Sterile Area & Recovery Room
10. Construction of Parking Lot & Guard House
11. Construction of Garrage
12. Floor Tiling
13. Power House Renovation
14. Renovation Of Morgue With Septic Tank
15. Power Transformer
16. Construction of Breast Feeding Room
17. Construction of Dental Room
18. Renovation of Operating Room
19. Male and Female Ward Renovation
20. Labor Room Renovation
21. OPD and ER Renovation
22. Computerization of Records

## 10. Garcia Memorial Provincial Hospital

Location: Talibon, Bohol

### Highlights of Accomplishments for Calendar Year 2013



Occupancy Rate - - - -	<b>93.23% based on 75 bed capacity</b>	
<b>Patients attended:</b>		
<b>IN-patients - - - - -</b>		<b>6,084</b>
PHIC beneficiaries	4,011	
Paying (Private room accommodation and Service wards)	2,073	
<b>Out-patient (Top 5 OPD services, below)</b>		<b>9,914</b>
Anti-Rabies Immunization	1,957	
Dental cases	1,204	
Animal Bite Consultation	811	
Expanded Immunization Program	309	
Pre-Natal care	413	
<b>Surgeries:</b>		<b>2,033</b>
Major cases	195	
Minor cases - In patients	191	
Minor Operation-Out Patients	1,647	
<b>Maternal Deliveries:</b>		
Normal Spontaneous Delivery		621
Caesarean Section		114
<b>Emergency Room Services</b>		<b>755</b>
<b>Diagnostic Procedures:</b>		
Laboratory tests	49,431	
Radiologic procedures	7,527	
<b>Pharmacy Services: (Rx filled)</b>	50,230	
<b>Meals served (Routine and Therapeutic)</b>	58,007	
<b>Social Services</b>	3,030	

**REVENUE GENERATION:**

Total Income generated excluding Pharmacy sales	P 17,045,775.79
PHIC reimbursements (part of Total Income)	P 10,048,834.26

Pharmacy (medicine) sales	P 7,867,992.91
---------------------------	----------------

**Surgical Missions Conducted:**

With the ALOHA MEDICAL MISSION from March 4 to 8, 2013.

During the 7.2 earthquake in November 2013, the hospital served as the emergency home of earthquake victims. Patients were evacuated from the 2-storey building and were well-attended to by the hospital staff in the hospital grounds. Despite of possible threats in the staffs' own domicile, they continued to report to duty regular and casual workers alike. The hospital dietary also provided free meals to the quake victims and workers.



Top – patient managed with ambu bag. Top-right – makeshift emergency room. Mid-right – Patient giving birth shortly after the first shock. Bottom-right – Collecting unit and PhilHealth desk also went outside for safety. Bottom – patients took shelter under the coco shade.



There were no major infrastructure nor equipment damaged to the hospital. However it was later discovered that rains were coming through the hospital roof and glass swing doors no longer fit.

## II. LISTING OF 2013 ACCOMPLISHED PROGRAMS AND PROJECTS

The GMPH has finally made operational its blood banking services and has done various blood letting activities.

From the **Hospital Modernization Program** a P2.2 million was poured in to the Hospital for the Dialysis Center building, covered walk way, operating room scrub area and a new solid waste septic vault .



The Hospital received from the DOH Health Facility Enhancement Program an 8-million infrastructure and partial delivery of an estimated 50-million worth of equipment. The infrastructure are the TB DOTS building, garage, maintenance workrooms and wash rack, new morgue, and a new dietary area and laundry which are not yet completed.



**Fig. 1 - OPD building and the new TB DOTS in front. Fig 2 – New garage and maintenance workrooms.**



Of the estimated P50 million HFEP equipments, the following has been received: 4 instrument cabinet costing P72,600.00; 2 units Defibrillator with monitor – P426,000.00; 1 unit Suction Machine 5L capacity mobile – P79,000.00; 1 unit Electrolyte Analyzer – P86,000.00; 1 unit Cardiograph MachineFetal – P87,000.00; 2 units Wheelchair P6,988.00; 1 unit OR Table – P308,500.00; 4 units Infant Radiant Warmer – P1,360,000.00; 1 unit Motorized Dental Chair with accessories – P148,188.00; 1 unit Blood Bank Refrigerator – P267,857.14; and 1 unit Nebulizer – P2,740.00.

### **III. PLANS, PROGRAMS AND PROJECTS FOR THE ENSUING YEAR**

- Operate and implement a 24-hour Central Supply and Sterilization Unit under the Nursing Division. This program will better implement the retail delivery and costing of patients supplies. Budgetary requirement is estimated at P400,000.00 for additional casual workers and training expenses.
- Construct/expand the Hospital PhilHealth Office estimated at P500,000.00 to include purchase of office fixtures. With the new All Case Rates and the No Return to Hospital Policy implemented by the PHIC it is urgently important for the PHIC Administrative support in charge and the Medical Team to closely coordinate for the processing of PHIC claim reimbursements. The Hospital was given an Income target of P25 million and with this strategy, it is anticipated to meet or even surpass the target, all other necessary support provided.
- Provide a new Breastfeeding Room adjacent to the projected PHIC Office expansion. This required space is temporarily provided through the use of what use to be the Students' Affiliation Room. It is planned that both shall be provided adequately with the construction of this facility.
- Participate in the PHIC Point of Care System. This will allow the Hospital to sponsor enrollment of Class C3 and D patients in the System and the Hospital also expects a triple return of its investment through Hospitalization Re-imbursements by the PHIC of its Point of Care patients. This needs budgetary support for the PHIC premium of the sponsored in the amount of P480,000.00 assuming an average of 20 patients per month. Manpower, Office and Equipment requirement already provided. Aside from income expected to be generated, the Hospital hopes to fully support the thrust of Universal Health Coverage and reduce its collectibles.
- Revamp of sanitary lines and rehabilitation of all hospital comfort rooms exhaust that are emitting foul odor, estimated at P1,000,000.00.
- To participate, be accredited and implement the EMS (Environmental Management System), estimated at P200,000.00 for training and garbage collecting materials.
- Replacement or repair of existing ceiling made of insulation foam sheets of all ground floor wards, estimated at P800,000.00.
- Construction of Isolation Ward/Building, estimated at P3 million.
- Cementing of exit road from hospital exit to morgue and waste holding area, estimated at P2 million.
- Revamp of hospital water system pipes, estimated at P500,000.00.
- Construction of covered walk connecting the existing covered walk from the Dialysis Building to the Emergency Entrance, estimated at P200,000.00.
- Termite eradication, estimated at P50,000.00 for localize treatment only.

- Acquisition of a computerized Hospital Management Information System for real time Patient Record and Billing management and for Medical and Drug supply management. This can be acquired with a free software from the DOH or thru purchase from any developer accredited by PHIC, estimated at P8 million, cost to include provision of the same to the other 9 PGBh hospitals.
- Acquisition of a motorbike with rela type body for transport services of daily needs within the Talibon Poblacion area, estimated at P200,000.00. This is expected to reduce gasoline expenses.

**Sector : SOCIAL DEVELOPMENT**

**Sub-sector : Health, Nutrition and Population Development**

**Office : DEPARTMENT OF HEALTH (DOH)**

## I. HIGHLIGHTS OF ACCOMPLISHMENTS FOR CY 2013

### • CHD-7 HEALTH FACILITY ENHANCEMENT PROGRAM (HFEP)

#### 1. LGU Hospitals

No.	BOHOL LGU HOSPITALS	Level	Year 2014									
			Year 2013		Implementing agency-DPWH	Implementing agency-DOH	Earthquake		Bottoms Up Budgeting		Over All Total	
			Infra	Equipment	Infra	Equipment	Infra	Equipment	Infra	Equipment	Infra	Equipment
1	Calape Municipal Hospital, Pob. Calape, Bohol	1					2,871,000	500,000		2,000,000	2,871,000	2,500,000
2	Candijay Community Hospital, Pob. Candijay, Bohol	1	2,000,000	8,000,000			905,000	2,000,000			2,905,000	10,000,000
3	Pres. Carlos P. Garcia Municipal Hospital, Pitogo, Ubay, Bohol	1			10,000,000	5,209,500					10,000,000	5,209,500
4	Catigbian District Hospital, Pob. Weste, Catigbian, Bohol	2					7,031,250	5,000,000			7,031,250	5,000,000
5	Clarín Community Hospital, Pob. Norte, Clarín, Bohol	1			10,000,000	5,575,420	10,312,500	3,000,000			20,312,500	8,575,420
6	Cong. Natalio P. Castillo Memorial Hospital, Basac, Loon, Bohol	2				5,544,500	71,718,750	10,000,000			71,718,750	15,544,500
7	Cong. Simeon G. Toribio Memorial Hospital, Pob. Sur Carmen, Bohol	2			5,000,000	5,345,420	28,750,000	3,000,000			33,750,000	8,345,420
	Dimiao Infirmary						905,000	100,000			905,000	100,000
8	Francisco Dagohoy Memorial Hospital, Nat'l Highway, Cagayan, Inabanga, Bohol	1			3,000,000	3,570,920	10,312,500	3,000,000			13,312,500	6,570,920
9	García Memorial Provincial Hospital, San Jose, Talibon, Bohol	2		50,000,000								50,000,000
10	Maribojoc Community Hospital, Bayacabac, Maribojoc, Bohol	1	6,000,000			5,575,420	28,750,000	3,000,000			34,750,000	8,575,420
	San Miguel Municipal Infirmary Hospital				5,000,000	5,575,420	905,000	500,000			5,905,000	6,075,420
11	Teodoro B. Galagar District Hospital, Severo Salas St., Pob. Jagna, Bohol	2					452,500	1,000,000			452,500	1,000,000
12	Tubigon Community Hospital, Potohan, Tubigon, Bohol	1			10,000,000	5,575,420	905,000	1,000,000			10,905,000	6,575,420
<b>Total for Bohol LGU Hospitals</b>			<b>8,000,000</b>	<b>58,000,000</b>	<b>43,000,000</b>	<b>41,972,020</b>	<b>163,818,500</b>	<b>32,100,000</b>	<b>2,000,000</b>		<b>214,818,500</b>	<b>134,072,020</b>
			<b>66,000,000</b>			<b>84,972,020</b>	<b>195,918,500</b>		<b>2,000,000</b>		<b>348,890,520</b>	

## 2. Rural Health Units

Name of LGU	Facility	Year 2013		Implementing Agency-DPWH	Implementing Agency-DOH	Approved for Year 2014			
		Infra	Equipt			Earthquake		Bottoms Up Budgetting	
						Infra	Equipt	Infra	Equipt
Alburquerque	RHU			1,500,000	2,070,300				
Alicia	Punong					1,200,000.00			
	RHU	800,000	539,000			96,955.39			
	Untaga					275,000.00			
	Putlongcam					275,000.00			
	Pagahat					275,000.00			
Anda	Cayacay					275,000.00			
	Del Monte					275,000.00			
	RHU	1,500,000	940,000	1,200,000	407,700				
	RHU					1,001,250.00			
	Antequera	Ubojan				290,000.00			
	Canlaas					1,200,000.00			
	Bungahan					1,200,000.00			
	Bantolinao					276,207.10			
	Angilan					276,207.10			
	Baclayon	RHU		539,000			1,500,000.00		
Balilihan	RHU I	1,200,000	540,000			3,500,000.00		800,000	
	RHU II			1,200,000	2,070,300				
	Sagasa					290,000.00			
	Hanopol Este					290,000.00			
	Baucan					290,000.00			
	Maslog					290,000.00			
	Cogon					290,000.00			
Batuan	RHU		539,000			3,500,000.00			
	Sta Cruz					265,000.00			
	Quezon					265,000.00			
	Cantigdas					265,000.00			
	Rosariohan					265,000.00		95,000	
	Aloja							285,000	
	Behind the Clouds							285,000	
	Birthing Facility					276,207.10			
Bilar	Cabacnitan					265,000.00			
	RHU	2,000,000	940,000						600,000
	Owac					1,200,000.00			
	Bugang Sur					276,207.10			
Bien Unido	Cansumbol					276,207.10			
	RHU	800,000	539,000	1,500,00		484,776.93			
Buenavista	Pinamgo								
	RHU	4,500,000	1,100,000						
	Dait Norte					275,000.00			
	Iapacan Norte					275,000.00			
	Bantoan					1,200,000.00			
	Eastern cabul an					275,000.00			
	Asinan							451,250	
	Bago							451,250	
	Batuanan							451,250	
	Bonut-bonot							451,250	
Calape	Putting Bato							451,250	
	Western Cabul-an							451,250	
	Ruffo Hills							451,250	
	RHU					969,553.86			
	RHU		539,000	1,500,000		96,955.39			
	Candijay	Lunsodaan				285,000.00			
	San Isidro					285,000.00			
	Luan					285,000.00			
	Anoling					285,000.00			
	Carmen	RHU					525,000.00		
PoblacionSur						276,207.10			
Villarcayo						276,207.10			
Calatrava						276,207.10			
Tamboan						276,207.10			
La Victoria						276,207.10			
	Vallehermoso					276,207.10			

Name of LGU	Facility	Year 2013		Implementing Agency-DPWH	Implementing Agency-DOH	Approved for Year 2014		Bottoms Up Budgeting	
		Infra	Equipt			Earthquake		Infra	Equipt
						Infra	Equipt		
Catigbian	Nueva Vida Este	1,200,000	450,000						
	RHU	5,000,000	400,000			1,200,000.00			
	Baang					276,207.10			
	Triple Union					276,207.10			
	Sinakayanon					276,207.10			
	Hagbuaya					276,207.10			
Clarín	Maitum					1,200,000.00			
	Ambuan BHS			1,200,000	407,700				
Corella	RHU	3,000,000	1,100,000			484,776.93			
Cortes	RHU		539,000	1,500,000		484,776.93			
	Fatima					276,207.10			
Dagohoy	RHU		539,000	1,500,000		484,776.93			
	San Miguel					275,000.00			
	Malitbog					275,000.00			
	Canoling					1,200,000.00			
	San Vicente					1,200,000.00			
Danao	RHU		990,000	1,500,000		484,776.93			
Dauis	RHU		1,100,000	1,500,000		500,600.00			
Dimiao	RHU					3,500,000.00			
	Oac					270,000.00			
Duero	RHU			1,200,000	407,700				475,000
Garcia Hernandez	RHU		539,000	1,500,000		96,955.39			
	Sacaon								
	Abiljan BHS			1,200,000	407,700	276,000.00			
	Tabuan BHS			1,200,000	407,700	276,000.00			
	Candanas					276,000.00			
	Datag					276,000.00			
	West Ubojan					276,000.00			
Guindulman	RHU	2,000,000	450,000	1,000,000					
	Mayuga					1,200,000.00			
	Catungawan Sur					441,931.36			
Inabanga	RHU I	4,000,000	850,000			484,776.93			
	RHU II	3,200,000	1,100,000						
	Camayaan					290,000.00			
	Dagnawan					290,000.00			
	Cuaming					290,000.00			
	Lapacan Sur					290,000.00			
	Nabuad					290,000.00			
	Liloan Norte					290,000.00			
	Lomboy					290,000.00			
	Lawis					290,000.00			
	Baguhan					290,000.00			
	U-og					290,000.00			
	Cogon					290,000.00			
	RHU I		539,000	3,000,000		96,955.39			
Jagna	RHU II	800,000	1,100,000	1,700,000		484,776.93			
	Pangdan								
	Naatang					276,000.00			
	Malbog					276,000.00			
	Pahina					276,000.00			
	Cabungaan					276,000.00			
Jetafe	Bunga Mar					276,000.00			
	RHU	800,000	539,000	2,200,000		484,776.93			
Lila	Pandanon Island					1,200,000.00			
	RHU		539,000	1,500,000		484,776.93			
	Bonbokan					276,207.10			
	La Fortuna					276,207.10			
	Boncogan					276,207.10			
	Calvario					276,207.10			
	Jambawan					276,207.10			
	Malinaw East					276,207.10			
	Malinaw West					276,207.10			
	RHU	1,200,000	539,000			484,776.93			
Loay	La Salinas					276,207.10			
	Concepcion					276,207.10			
	Sagnap					276,207.10			
	Tangkasan Sur					276,207.10			
Loboc	RHU					969,553.86			
	Calunasan Norte					265,000.00			
	Gotozon					265,000.00			
	Candabong					265,000.00			
	Quinoquitan					265,000.00			

Name of LGU	Facility	Year 2013		Implementing Agency-DPWH	Implementing Agency-DOH	Approved for Year 2014		Bottoms Up Budgeting	
		Infra	Equipt			Earthquake		Infra	Equipt
	Cambance					265,000.00			
	Camayaan					265,000.00			
	Moto Sur RHU-I	200,000	539,000			3,500,000.00	1,000,000.00		
	RHU II					3,500,000.00	1,000,000.00		
	Moto Sur Lying In		1,100,000						
	Cabilao	300,000							
	Cambaquiz					265,000.00			
	Catagbacan		990,000						
	Handig RHU-II								
Loon	Canhangdon			1,200,000	407,700				
	Occ								
	Basdacu					265,000.00			
	Nagtuang					265,000.00			
	Badbad					265,000.00			
	Sondol					265,000.00			
	Tangnan Lying-In		1,100,000						
	Talisay					265,000.00			
	Calayugan					265,000.00			
	Pangquilon					265,000.00			
Mabini	RHU	800,000	539,000	2,200,000					
Maribojoc	RHU	2,000,000	539,000			3,500,000.00			
	RHU	3,500,000							
Panglao	Doljo							1,800,000	
	Balicasag	1,500,000							
Pilar	RHU	200,000	539,000	3,000,000		484,776.93			1,045,000
Pres. C. P. Garcia	RHU	1,000,000	1,100,000	2,000,000		484,776.93			
	RHU		539,000	1,500,000		3,500,000.00	1,000,000.00		
	Nanmaya Diot					275,000.00			
Sagbayan	San Isidro					275,000.00			
	Ubojan					275,000.00			
	Sta Cruz					275,000.00			
	RHU	800,000	539,000			3,500,000.00			
	Candungao BHS			1,200,000	407,700				
San Isidro	Cansague					275,000.00			
	Cabanugan					275,000.00			
	Baunos BHS			1,200,000	407,700				
	Baryong Daan			1,200,000	407,700				
	BHS								
	RHU		539,000	1,500,000	791,000	489,500.00			
San Miguel	San Miguel					275,000.00			
	Malitbog					275,000.00			
Sevilla	RHU	800,000	539,000	1,500,000					
Sierra Bullones	RHU	200,000	990,000	1,500,000		290,866.16			
	RHU	1,000,000	539,000	2,000,000					
Sikatuna	Cambuac Sur					1,200,000.00			
	Abucay Norte					1,200,000.00			
	RHU	1,000,000	450,000						
	CHO	1,500,000	450,000			484,776.93			
	Cogon Lower					280,000.00			
Tagbilaran City	Dampas					280,000.00			
	Ubojan					280,000.00			
	Cabawan					280,000.00			
	Manga					280,000.00			
Talibon	RHU	2,000,000	450,000						
	San Carlos								
Trinidad	RHU	2,000,000	539,000			484,776.93		1,000,000	
	RHU I	1,500,000	990,000						
Tubigon	RHU II			1,500,000	2,070,300				
	Cahayag BHS					280,000.00			
	RHU I	1,000,000	940,000			96,955.39			
	RHU II		940,000	1,500,000				653,800	
Ubay	Biabas/Sentinela	1,500,000	539,000						
	Camambungan					250,000.00			
	RHU		1,100,000	1,500,000					1,000,000
	Genoveva					270,000.00			
Valencia	Taytay					270,000.00			
	Lantang					270,000.00			
	Tubod Monte					270,000.00			
Total		54,800,000	34,596,000	54,900,000	10,671,200	125,836,293.93	3,000,000.00	8,077,550	3,120,000
		89,396,000		65,571,200		128,836,293.93		11,197,550.00	



**Sector** : **SOCIAL DEVELOPMENT**

**Sub-sector** : **Health, Nutrition and Population Development**

**Office** : **Philippine Health Insurance Corporation (PhilHealth)**

## HIGHLIGHTS OF ACCOMPLISHMENTS FOR CY 2013

### I. PhilHealth Standing for CY 2013

Table 1  
Membership Enrollment per Category

Sector	2013 Enrollees	2013 Beneficiaries	Total	2013 Projected Population	% age to Population
Government	25,051	51,140	76,191	1,292,008	73.69%
Private	90,192	99,905	190,097		
Individually Paying Program	62,107	98,999	161,106		
Overseas Workers Program	22,364	21,166	43,530		
Lifetime Member Program	11,529	7,925	19,454		
Sponsored Program	134,116	327,568	461,684		
<b>TOTAL</b>	<b>345,359</b>	<b>606,703</b>	<b>952,062</b>		

### II. Institutional Health Care Providers (IHCPs)

Table 2. Accredited Institutional Health Care Providers (IHCPs)

Facility	Number of Accredited IHCP
Primary Care Facility (PCF)	13
Specialty Hospitals	2
Level 1 Hospital	12
Level 2 Hospital	3
Level 3 Hospital	0
Ambulatory Surgical Center (ASC)	1
Free-Standing Dialysis Clinic (FDC)	1
Primary Care Benefits (PCB)	59

Facility	Number of Accredited IHCP
Maternity Care Package (MCP)	31
TB-DOTS	35
ABTC	1

### III. Benefits Availment

Table 3. Indigent Benefit Claim

Number of Claims Paid	Amount of Claims Paid
29,635	232,938,083.33

Table 4. Per Family Payment (PFP) / PhilHealth Capitation Fund (PCF)

Sponsor	Amount of PFP / PCF Paid
LGU	7,948,500.00
NHTS	3,387,750.00
Province	992,750.00
<b>Total</b>	<b>8,941,250.00</b>

**Sector** : **SOCIAL DEVELOPMENT**

**Sub-sector** : **Population Development**

**Office** : **NATIONAL STATISTICS OFFICE (NSO)**

## I. HIGHLIGHTS OF ACCOMPLISHMENTS FOR CY 2013

The year kicked off with the grand census undertaking, the Labor Force Survey and 2012 Census of Agriculture and Fisheries together with the other equally important other survey operations conducted.

### Major Activities in 2013:

#### ► Conduct of census/surveys

- **Labor Force Survey**

The quarterly Labor Force Survey and its rider, the Family Income and Expenditure Survey (FIES) 3<sup>rd</sup> level training was conducted to fully equip statistical researchers with knowledge and understanding on the concepts and definitions of FIES.

- **2012 Census of Agriculture and Fisheries (CAF)**

This survey of the National Statistics Office (NSO) is a government undertaking that collects and compiles basic information on the agriculture and fishery sectors. The collected data will serve as bases for policy formulation and implementation towards national development. The 2012 CAF is the biggest project for the year 2013. Census enumerators underwent training of trainers to enable field workers to conduct house to house visit to understand fully the information or data to be gathered.

- **Construction Statistics Estimates**

This enumerates approved building permits for construction statistics.

- **Domestic Trade Statistics** for passenger and coastwise documents

- **Survey of prices** for the six identified outlets for the province of Bohol, consolidated the trend of increase or decrease of prices of all selected market basket items for Bohol. This will generate data for the Price index, Inflation Rate (IR) and Purchasing power of peso (PPP).

- **2012 Census of Philippine Business and Industries (CPBI)**

The 2012 CPBI is an establishment-based undertaking that aims to gather data and indicators that best describe the economic activity of the various industries of the locality.

- **Consumers Expectations Survey (CES)**

- **2013 Quarterly Survey of Philippines Business and Industry (QSPBI)**

- **2012 Survey of Enterprises of the Philippines (2012 SEP)**

- **Monthly Integrated Survey on Selected Industries ((MISSI)**

- **2012 Annual Poverty Indicators Survey (APIS) Manual Processing**

This is a source of comprehensive statistics on poverty incidence and economic condition of households.

- **Registry System for Basic Sectors in Agriculture (RSBSA) Manual Processing**

- **2012 Input-Output Survey of Philippine Business and Industry (IOSPBI)**

The distribution phase of the 2012 Input-Output Survey of Philippine Business and Industry was completed during the month of October. As of October 31, collection rate is still at zero percent. Supposedly, the deadline for the completion of this survey for the province of Bohol was on the last week of the month. Sample establishments were not able to immediately accomplish the questionnaires due to the earthquake. Hence, the office requested for extension of the deadline.

► **Civil Registration**

Receipt of births, deaths, marriages and Civil Registration Documents submitted for the year are as follows:

Month	Births	Deaths	Marriages	Civil Registration Documents (CRD)
January	2,382	642	493	1,312
February	2,650	842	770	
March	2,650	840	770	4,260
April	2,412	685		
May				3,530
June	2,700	730	1,220	4,656
July	2,337	600	671	3,609

Month	Births	Deaths	Marriages	Civil Registration Documents (CRD)
August	2,268	648	306	
September	2,249	556	376	
October	1,650	586	208	
November				
December	2,041	747	391	991
<b>Total</b>	<b>23,339</b>	<b>6,876</b>	<b>5,205</b>	<b>18,358</b>

On the Batch Request System (BREQS) implementation, NSO has installed 20 municipalities, or 41.67% provincewide. These municipalities adopted the program to provide convenience to their constituents-not to travel to distant Serbilis Outlets to request a copy of Security Papers on civil registry documents. This year, the office aims to attain 60 percent including Tagbilaran City.

The summary of income from Batch Request Query System (BREQS) Outlets from the nineteen (19) municipalities of Bohol is shown in the Table below. The presentation summarized the income from January to May 2013.

Name of Municipality	Total Income	Congressional Districts Of Bohol
1. Alicia	Ph 51, 575	3 <sup>rd</sup> district
2. Antequera	Ph 22, 105	1 <sup>st</sup> district
3. Bien Unido	Ph 93, 215	2 <sup>nd</sup> district
4. Buenavista	Ph 37, 270	2 <sup>nd</sup> district
5. Carmen	Ph 226, 460	2 <sup>nd</sup> district
6. Catigbian	Ph 105, 690	1 <sup>st</sup> district
7. Dagohoy	Ph 26, 105	2 <sup>nd</sup> district
8. Danao	Ph 15, 230	2 <sup>nd</sup> district
9. Garcia Hernandez	Ph 55, 700	3 <sup>rd</sup> district
10. Getafe	Ph 32,255	2 <sup>nd</sup> district
11. Guindulman	Ph 18, 910	3 <sup>rd</sup> district
12. Jagna	Ph 114, 885	3 <sup>rd</sup> district
13. Maribojoc	Ph 24, 815	1 <sup>st</sup> district
14. San Isidro	Ph 18, 060	2 <sup>nd</sup> district
15. Sierra Bullones	Ph 47, 685	3 <sup>rd</sup> district
16. Talibon	Ph 330, 385	2 <sup>nd</sup> district
17. Trinidad	Ph 72, 980	2 <sup>nd</sup> district
18. Tubigon	Ph 221,980	1 <sup>st</sup> district
19. Ubay	Ph 211,435	2 <sup>nd</sup> district
<b>OVERALL TOTAL</b>	<b>Ph 1,726,740</b>	

The Municipality of Duero has no transactions recorded yet since the system was installed earlier this year. For the municipalities of Mabini, Valencia, Pres. Garcia,

Candijay and Valencia, the BREQS system will be installed anytime in August this year.

### ► Partnership & Linkages

- Civil Registration month celebration in February 2013 with the theme “Civil Registration, Bringing Public Service Closer to the People”



Talibon, Bohol



Tagbilaran City



Sikatuna, Bohol



Sierra Bullones, Bohol



Sevilla, Bohol



Maribojoc, Bohol



San Miguel, Bohol



Mabini, Bohol



Loay, Bohol



Lila, Bohol



Jagna, Bohol



Guidulman, Bohol



Getafe, Bohol



Garcia Hernandez, Bohol



Dimiao, Bohol





Dagohey, Bohol



Corella, Bohol



Carmen, Bohol



Bilar, Bohol



Balilihan, Bohol



Baclayon, Bohol



Antequera, Bohol



Albuquerque, Bohol



Tubigon, Bohol



Batuan, Bohol

Panglao, Bohol

► **Other statistical activities;**

- January 2013 Consumers Expectations Survey (CES)
- January 2013 Quarterly Survey of Philippines Business and Industry (QSPBI)
- 2012 Survey of Enterprises of the Philippines (2012 SEP)
- Monthly collection of Prices
- Building Permits Collection
- Domestic Trade Statistics Collection
- Information Dissemination:

## 2014 Major Activities

Project / Program / Activity	Timetable	
	Beginning	Ending
<b>Department/Division: INDUSTRY &amp; TRADE STATISTICS DEPARTMENT (ITSD)</b>		
2013 Annual Survey of Philippine Business and Industry (ASPBI) and 2013 Survey on Information and Communication Technology (SICT) SICT	21-Jul-14	30-Mar-15
Construction Statistics from Building Permit	Every 1st to 5th day after the reference month	Every week 3 of the 3rd month after reference quarter
2013 Commodity Flow in the Philippines (DOMSTAT)	1st day after ref month	30th day after ref mo
Monthly Integrated Survey of Selected Industries (MISSI)	02-Jan-14	Every 10th to 35th day after the reference month
Consumer Price Index (CPI): 2006-Based Year / Consumer Price Index (CPI): 2000-Based Year	1st day of the month	18th day of the month
Weekly Petroleum / Weekly Petroleum: Bottom 30	Every Friday of the week	4th week of the month
Generation of Monthly Retail Price Index	Friday of the reference wk	3rd week of the reference month
<b>Department/Division: HOUSEHOLD SURVEYS DEPARTMENT (HSD)</b>		
2003 Master Sample Maintenance and Monitoring	Feb. 2014	May. 2014
Development of 2010 CPH-Based Master Sample	Jan. 2014	Mar. 2014
2015 Census of Population	22-Jan-14	29-Dec-14
2012 Census of Agriculture and Fisheries	Apr-14	May-14
RSBSA Batch 2	Jan-14	May-14
2013 National Demographic and Health Survey (NDHS)	21-Apr-2014	21-Apr-2014
2013 Functional Literacy, Education and Mass Media Survey (FLEMMS)	13-Jan-2014	26-Feb-2014
2014 Annual Poverty Indicators Survey (APIS)	16-Jun-2014	17-Oct-2014
Labor Force Survey (LFS)	02-Jan-14	17-Nov-14
January 2015 LFS with FIES		
Training		
2nd Level Training	22-Dec-14	26-Dec-14
3rd Level Training	29-Dec-14	02-Jan-15
MS FORM 6	31-Jan-14	25-Nov-14
SURVEY ON OVERSEAS FILIPINOS (SOF)		
2014 SOF	08-Oct-14	14-Nov-14
2012 FAMILY INCOME AND EXPENDITURES SURVEY (FIES)		
Regional Data Dissemination	June, 2014	July, 2014
<b>Department/Division: CIVIL REGISTRATION DEPARTMENT (CRD)</b>		
CRS Learning Sessions	19-Feb-14	20-Feb-14
Civil Registration Month	Feb. 2014	
Conduct of BCRS Training		
Batch 1	5-Mar-14	22-Mar-14
Batch 2	25-May-14	29-May-14
Conduct of National Workshop on Civil Registration	5-Aug-14	7-Aug-14
Ministerial Meeting on Civil Registration	Nov. 2014	
Training on Manual on Civil Registration	2-Dec-14	4-Dec-14

**Sector : SOCIAL DEVELOPMENT**

**Sub-sector : Social Welfare Development**

**Office : OFFICE OF THE PROVINCIAL SOCIAL WELFARE AND DEVELOPMENT (OPSWD)**

## **I. HIGHLIGHTS OF ACCOMPLISHMENTS FOR CY 2013**

### **1. Social Integration Program for Rebel Returnees**

- Facilitated in the provision of legal assistance of FRs with pending criminal cases
- Merged the Social Reintegration team/committees into Bohol Comprehensive Local Integration Program (CLIP) Committee
- Performed Secretariat functions:
  - \* Committee on the Reintegration of Former Rebels
  - \* Integrated Kalayaan Resettlement Management Team
  - \* Joint Validation & Authentication Committee
- Validated/Authenticated FR & facilitated the release of financial assistance from OPAPP funds
  - \* P15,000 - immediate needs
  - \* P50,000 - livelihood
- Facilitated in the provision of educational assistance for the scholarship of FRs and their children
- Enrolled FRs in the PhilHealth program sponsored by the Provincial Government



### **2. YOUTH WELFARE & DEVELOPMENT**

- Conducted 2 PYAP Bohol quarterly meetings.
- Attend Regional Federation of PYAP Quarterly Meeting in Cebu City last April 12, 2013.
- Hosted the 2<sup>nd</sup> & 3<sup>rd</sup> Quarterly RFPYAP Meeting last Sept. 13, 2013 which were attended by PYAP members from Cebu City, Naga City, Talisay City, Lapu-Lapu City, Bayawan City of Negros Occidental and DSWD F.O. VII Focal Person.



### 3. CHILD WELFARE & DEVELOPMENT

- Badjao Day Care Center



Provided technical support including the wages of 2 DCWs of Badjao day care children in barangay Totolan, Dauis

### 4. DAY CARE WORKERS CONGRESS


- 1,109 DCWs celebrated Sept 24, 2013 as Day Care Workers Day highlighted with various contests in singing, balak, cheers and yells, etc with Sen Grace Poe as Guest Speaker represented by Ms Gladys Reyes





## 5. SPECIAL UNIVERSAL COVERAGE PROGRAM FOR THE INDIGENTS

- Locked in for 2 years under partial subsidy scheme the PhilHealth membership of 33,877 indigents
- Distributed PhilHealth MDR (or Member Data Record) to 36 municipalities
- Utilized the P30M budget for PhilHealth enrollment of indigents



## 6. ASSISTANCE TO INDIVIDUAL IN CRISIS SITUATION (AICS)



- 16,022 clients were interviewed & its presented problems were assessed
- 3,354 clients extended cash assistance from the OPSWD regular fund
- 451 Clients were extended cash assistance from the VGOs budget
- 8,461 Clients were also extended cash assistance from BMs budget
- 3,756 Clients were also extended cash assistance from Cong. Relampagos budget
- Disbursed ₱ 7,602,865.00 under OPSWD Office regular budget and other external sources
- Disbursed P 167,375.00 under BMs budget
- Disbursed P 1,345,600.00 under BMs budget
- Disbursed P 2,843,715.00 from Cong. Relampagos budget

## 7. HEAT CARAVAN

- ♦ Participated 3 HEAT caravans in Clarin, Trinidad and Ubay
- ♦ Served 8,800 poor families by giving out goodies during HEAT caravan and provided assistance to individuals in crisis situation (AICS)



## 8. Disaster Relief Services

PGBH Emergency Relief Operation:  
Bohol 7.2 Magnitude Earthquake

- Distributed 150,400 family food packs

DSWD Emergency Relief Operation:

- Distributed 377,316 family food packs

Completed 1<sup>st</sup> & 2<sup>nd</sup> Round  
Distribution of Relief Goods:

- Rice @ 20 kilograms
- Canned goods worth P500
- 100,815 packs



## 9. BOHOL STIMULATION & THERAPEUTIC ACTIVITY CENTER

- Identified 637 children with disabilities (CWDs) with 390 males and 247 females of different disability categories; Physical - 237, Behavioral - 23, Cognitive - 199, Sensory - 99, Medical/Surgical-79; New Intake 40 CWDs
- Services include: 3,102 sessions ( Occupational Therapy – 1,102 sessions, Physical Therapy – 1,241 sessions, SPED – 759 sessions)
- 2480 CWDs or 190 sessions provided with Supplemental Feeding
- 20 CWDs recipients of pediatric wheelchairs (STAC Bohol Main and Satellites)
- 90 CWDs evaluated by Neurologist
- 90 CWDs evaluated by Physiatrist
- 20 CWDs evaluated by ENT

### STAC Activities

- ✓ **Social Enhancement Activities - 19 activities with 371 CWDs participated.** The activities conducted focused on arts, larong pinoy, talent presentation and social skills. Some of these activities were sponsored by private individuals, schools, groups, organization and companies. Bundles of joy, and educational materials were given to CWDs.





- ✓ **Sensory Integration Activity (May 29, 2013 and August 30, 2013)-** Two batches were conducted. 64 children with disabilities participated.



- ✓ **Exposure trip (May 16, 2013 and August 20, 2013)** –Two batches conducted at Zoocolate Thrills, Pamugas Farm, Tagbilaran Port, Tagbilaran Domestic Airport, National Museum and Camp Dagohoy. There were 89



**CWDs** joined the said activity. The purposes of the activity are: to promote community awareness on CWDs and further enhance the CWDs knowledge about the environment.

- ✓ **Hydrotherapy/Aquatic Exercise (April 26, 2013).** One batch was conducted and 34 CWDs were given demonstration on the use of water as therapy.



- ✓ **National Disability Prevention and Rehabilitation (NDPR) on July 17, 2013.** 40 CWDs and parents participated the NDPR celebration.

#### Trainings:

- ✓ **Parents Training Program (March 13, 2013 and September 13, 2013).** 79 parents were trained on Early Detection and Management of CWDs.



- ✓ **Wheelchair Maintenance Training (July 1, 2013)** to STAC staff (Main and Satellites) and parents. Activity was facilitated by the by Joni and Friends Wheels for the World Foundation from California, USA.



- ✓ **Distribution of Pediatric wheelchairs (July 1, 2013)** – 20 CWDs recipients from



STAC Bohol Main and Satellites (10 CWDs STAC Bohol, 6 STAC Jagna and 4 STAC Ubay). Pediatric wheelchairs were donated by Joni and Friends Wheels for the World Foundation from California, USA.

- ✓ **Oral Health Care Lecture and Checkup (October 2, 2013)** - 41 CWDs with their parents/guardians were given lecture, tooth brushing drill and dental examination. This activity was in coordination with Provincial Health Office.



## 10. Bohol Crisis Intervention Center (BCIC)



On residential care, there were a total of sixty seven (67) clients served composed of forty one (41) girls, twelve (12) women and eleven (11) children of women and three (3) children of girls. Most of these clients are survivors of gender based violence. While in the center they were provided with well balanced meal, clothing and toiletries. Upon their

stay, they were given tasks and activities on home management where they are directly supervised by the house parents.

**For therapy and counseling,** individual and counseling sessions, stress management as well as life skills activities were conducted with the support of the USPCV. Another activity, an advent recollection as a spiritual therapy session was also done in partnership and support of Sis. Ester Ramos a Mercedarian sister. During the summer season they also had beach outing and enjoyed the outdoors, bond with the other children and staff. With these activities, children were to ventilate feelings, slowly regain self esteem, appreciate life, enjoy, learn and had fun.





To address the right to development, children temporarily sheltered in the center were provide with **formal and non formal education** so as to provide them with knowledge and skills. A total of 18 children on formal schooling, Six (6) Elementary, Six (6) High School, two (2) college and four (4) girls on distance learning. For the non formal education, one (1) girl enrolled in Alternative Learning System of DepEd. Of the six (6) ALS students last year (five) 5 of them passed the examination where three (3) girls accelerated to College and two (2) accelerated to High School respectively. Computer literacy sessions were also conducted to girls with the supervision of the USPCV. Moreover, livelihood skills training such as sewing, baking, crochet using recycled plastic and slipper design were also provided to both women and girls. With these activities they were able to improve skills, enhanced knowledge and generate income out of the products they made.

### Support Services:

On **legal assistance**, there were a total of nine (9) clients assisted on the preparation and filing of cases in court and a total of twelve (12) court hearings attended and followed up.



One of the services for women and girls is to ensure that they were provided with outmost medical care.

For the year, there were a total of thirty (30) clients provided medical and dental care through referral to health clinics and hospitals. One (1) client was also referred to psychiatric consultation. The Provincial Health Office also had provided the women

and girls with anti flu vaccine.

For after care services, twenty three (23) clients were returned and formally turned over to their respective families. Case and exit conferences were conducted prior to discharge as well as family and community assessment.



There were two (2) advocacy sessions conducted to Local Government Units and its people. This was one of the activities of BCIC especially during the conduct HEAT Caravan. In this way, Local government heads, Brgy leaders and community people

were made aware of the laws protecting women and children. That they will also in turn do and advocate for the protection of women and children in their communities.



**Sector : SOCIAL DEVELOPMENT**

**Sub-sector : Social Welfare**

**Office : OFFICE OF THE GOVERNOR – OFW HELP DESK AND ANTI-ILLEGAL RECRUITMENT DESK**

### HIGHLIGHTS OF ACCOMPLISHMENTS FOR CY 2013

Total Number of Migrant/OFW Cases Attended to ..... 692

73 Cases of Multiple Migrants / OFWs Totaling to 296 Persons

Total Number of OFW Cases Acted Upon and Accomplished ..... 684

Total Number of Continuing Migrants / OFW Cases ..... 8

Accomplishment Percentage on Cases Assisted /Attended ..... 98.84%

Total Number of Persons with Cases Assisted / Acted Upon ..... 919

Total Number of Persons Successfully Assisted ..... 911

Accomplishment Percentage on Number Of Persons Assisted ..... 99.12%

Distribution of OFW Cases	Case Number	Total Cases/Persons	Continued	Solved %
July 2010 to December 2010	Case #1 - # 39	39 Cases / 84 Persons	0	100%
January 2011 to December 2011	Case #40 - # 163	124 Cases / 154 Persons	0	100%
January 2012 to December 2012	Case # 164 - # 323	160 Cases / 208 Persons	2	98.75%
January 2013 to December 2013	Case #324 - # 692	369 Cases / 473 Persons	6	98.37%

### Local Radio / Air Time (30 Minutes) January 2, 2013 to December 31, 2013

DYTR 10:30 – 11:00 AM, Wednesday = 50 days / 25 hrs

DYRD 7:30 – 8:00 PM, Wednesday = 3 days /1.5 hrs moved to another day

DYRD 10:30 – 11:00 AM, Tuesday = 38 days / 19 hrs

<b>Sector</b>	<b>:</b>	<b>SOCIAL DEVELOPMENT</b>
<b>Sub-sector</b>	<b>:</b>	<b>Social Welfare Development</b>
<b>Office</b>	<b>:</b>	<b>DEPARTMENT OF SOCIAL WELFARE AND DEVELOPMENT (DSWD)</b>

A series of natural disasters struck different parts of the region including the 7.2-magnitude earthquake that affected the entire island of Bohol and the neighboring islands of Cebu, and Negros Oriental and the Super Typhoon Yolanda (Haiyan). DSWD continues to augment affected LGUs implementing disaster operations and early recovery programs in the affected areas.

## I. HIGHLIGHTS OF ACCOMPLISHMENTS FOR CY 2013

### ► MFO 1: Social Protection Policy Services

#### SWD Plans Monitoring / Development

- A total of four (4) LGUs from Bohol: Balilihan, Loon, Maribojoc and Catigbian, Bien Unido and Ubay were monitored as to their implementation of Republic Act 8972 and RA 8504
- Monitored the implementation of Republic Act No. 8552 and Republic Act No. 9523. In Bohol, the following municipalities have been involved in adoption cases, namely Alicia, Panglao, Loon and Sagbayan
- The Social Workers from the above-mentioned LGUs have been responding to court referrals in conducting assessment to the children sought to be adopted as well as to their prospective adoptive parents. All of them gave a feedback that adoption is a tedious process especially in the preparation of the Child and Home Study Reports.

### ► MFO 2: Social Protection Services

#### Services for community-based and center-based clients

##### Community-based Clients

DSWD assisted, in the administration of DAFAC, management of evacuation camps, management of warehouses and the repacking of relief goods 24/7. Majority of the community-based clients were served through provision of financial assistance to cover their needs either for medical such as laboratory fees, payment of hospital bills, bills for hemodialysis, assistance for their emergency needs, food augmentation and even assistance for the educational needs of children.

Other services rendered includes referral to other line agencies such as PCSO, non-government organizations, Public Attorney's Office and to respective Local Government Units and other NGAs as the need maybe.

CATEGORY	Carried Over	New Cases	Total
<b>CNSP</b>			
Abandoned			
Neglected			
Voluntarily committed/ Surrendered			
Sexually Abused			
Rape	3	2	5
Incest	8	6	14
Attempted Rape	-	-	
Acts of Lasciviousness	-	-	
Physically Abused	6	5	11
Children in Situation of Armed Conflict	-	-	
Child Labor	-	-	
Victims of Trafficking	-	-	
Street children	-	-	
Victims of illegal recruitment	-	-	
CICL	3	1	4
<i>Custody</i>	-	-	-
<i>Child Support</i>	-	-	-
<i>Referrals</i>			
<i>Verbally Abused</i>	-	-	-
<i>Guardianship</i>	3	-	3
<i>Foster care</i>	-	-	-
<i>Adoption</i>	56	21	77
<i>Local</i>	-	-	-
<i>ICAB</i>	-	-	-
<i>Court Referral on Adoption</i>	-	-	-
<b>Minors Travelling Abroad</b>	-	<b>121</b>	<b>121</b>

Among cases of children in need of special protection, **neglected children** cases had the highest number. A total of 161 cases of neglected children were reported for the year. Majority are new cases. Needs of these children are ignored due to lack of financial resources or even lack of adequate knowledge on parenting. Cases of **physically abused children** came next with 138 cases. There are sixty nine (69) female while the other half are male. The reported abusers were neighbors and within members of the family like parents, grandparents, uncles or aunts and teachers. Of the reported cases, it is noted that majority of the victims are older children 9 to below 17. These cases were referred to the LGU Social Workers for monitoring and provision of support services. The interventions provided include: counseling to parents, food/financial assistance, referral for medical examination and facilitate in filing petition for support in court. The Social Workers of SWAD-Teams in coordination with the City/Municipal Social Welfare Officers continue to follow-up the herein cases for further interventions and support services. **Abandoned Children** recorded 58 cases reported to SWAD-Teams. Thirty One (31) are females while 27 are males. The children are already living with their



prospective adoptive parents. They are considered uplifted for they already belong to a family who provides them with love, care, supervision and guidance. Their basic needs are likewise provided adequately. The documents to support the issuance of DSWD Certification declaring them as legally available for adoption is on process.

There is still incidence of **sexually-abused children**. Rape recorded 8 cases, incest with 17 victims and acts of lasciviousness with 4 reported cases. **Children in Conflict with the Law (CICL)** had 9 cases for the year. The low number is due to the fact that CICL cases are already handled by LGU Social Workers. There are LGUs whose MSWDO are non-social workers, hence cases are handled by SWAD Social Workers. Of the 9 cases, 6 are on mediation/ diversion, 2 are on suspended sentence while one is for arraignment. Also, jail visits were regularly conducted by the SWAD Officers and it was noted that there are no more minors detained.

**Women in Especially Difficult Circumstances (WEDC).** A total of 693 women in especially difficult circumstances were assisted this year inclusive of those cases reported last year but still served for the year 2013 as carry-over cases. Majority of the women who came to DSWD for assistance were physical abused, emotionally abused, emotionally disturbed and seeking for child support from their estranged husband or live-in partners. There are also cases of women who are fighting for the custody of their children. Other forms of abuse experienced by women includes: abandonment or neglect by partners and child custody. There are also women seeking assistance in tracing their lost relatives and loved ones, and in the registration of birth. Services provided to WEDC are the following: counseling, referral to MSWDO for other support services, e.g., livelihood assistance; financial assistance intended for medical, education of children and transportation in attending hearings; referral for legal assistance and consultation; referral for medical assistance and psychological evaluation; food assistance and referral for temporary shelter. LGO social welfare agencies willingly responded to our referrals. For those cases who are seeking help regarding child custody, some were able to gain back custody of their children while others are still in court.

CATEGORY	Carried Over Cases	New	Total
WEDC	0	693	693
Sexually Abused		-	-
Rape	0	-	-
Physically Abused(battered)	0	1	1
Emotionally Abused	6	15	21
Economically Abused	0	-	-

Child Support	0	-	-
Emotionally Disturbed	0	-	-
Neglected	0	5	5

**Minor's Traveling Abroad.** A total of 615 applicants were assessed and issued with DSWD Travel Certificate (Blue Card) from September 12 to December 9, 2013. In totality, the region was able to assess 2,310 MTA Applicants and issued with DSWD Travel Certificate (Blue Card) for the whole year of 2013.

**Adoption.** The Adoption Resource and Referral Section (ARRS) of DSWD has received a total of 122 dossiers of children from RSCC, NGOs and SWAD Teams for purposes of issuance of Certification declaring the Child Legally Available for Adoption (CLAA).

The following are the sources of the 122 dossiers of children:

Name of Child Caring Facilities	For Issuance of Certification Declaring the Child Legally Available for Adoption						Grand Total
	Carry-over		New		Total		
	VC	IVC	VC	IVC	VC	IVC	
SWAD	4	1	23	10	27	11	38
Holy Trinity Angels		1				1	1
TOTAL	13	10	59	40	72	50	122

Of the total number of dossiers received, 23 are carried over from previous year and 99 are new cases for the year. 72 of these cases are surrendered/voluntary surrendered children and 50 are abandoned, neglected and dependent.

Of the total dossiers received, 95 cases or 77.87% were forwarded to the Protective Services Bureau (PSB) for issuance of CLAA. 100% of the dossiers endorsed to PSB were issued with DSWD Certification. However, 2 dossiers were returned to the region with comments prior to issuance of CLAA. Meanwhile, 6 dossiers of children were returned to the referring party because there is no need for DSWD to issue certification for they are not covered by the provision of Republic Act 9523. 21 were returned to the concerned CCAs and SWAD-Teams with comments and recommendations on the documents submitted.

On the other hand, eighty-eight (88) dossiers of children for matching purposes were received. The following are the sources of the children for matching purposes:

Name of Child Caring Facilities	For Matching		
	VC	IVC	TOTAL
RSCC	8	10	18
NGOs			
Children Shelter of Cebu	24	5	29
Asilo dela Milagrosa	3	2	5
Albert Schweitzer		10	10
Rainbow Village Ministries	4	5	9
NORFIL	8	9	17
<b>TOTAL</b>	<b>47</b>	<b>41</b>	<b>88</b>

100% of the dossiers received were forwarded to PSB and 100% were also accepted. 50 children were cleared by PSB for inter-country matching in which 32

were already matched. Four children from the region were matched locally and the rest of the dossiers of the children are still with PSB.

**Crisis Intervention Unit (CIU).** For this year, CIU catered to the most number of clients at 7,465. Of the types of assistance, food assistance topped as the major assistance needed by the clients. This is followed by hospital bill assistance. The rest are laboratory assistance, medicine assistance, burial assistance, transportation assistance and educational assistance. There were cases that walk in clients sought assistance at CIU but their needs cannot be addressed by the unit hence referring to non-government organizations or government agencies. For the third district clients, PDAF of Congressman Athur Yap was utilized.

Internally displaced families/individuals from Eastern Visayas who evacuated in Bohol and lived with their relatives were also being registered through our Disaster Assistance Family Access Cards (DAFAC) and were assessed according to their pressing needs. A total of 48 families are being catered by SWAD Team, Holy Name University (HNU) and JCI (International Organization). They were provided with their basic needs such as food, clothing, hygiene packs, sleeping mats/blankets.

#### ► National Household Targeting System for Poverty Reduction (NHTS-PR)

##### A. Status of MOA Engagement and Data Sharing:

All of the 48 municipalities of Bohol were already provided with data sets or NHTS list of poor and a copy of their MOA. The NHTS –PR data is necessary to determine if the list of poor are provided with social protection services at the local level and also for planning and research purposes, since the data will also show the socio-economic profile of a community.

##### Status on MOA Engagement and Data Sharing by partner NGAs/NGOs

Partner NGAs/NGOs with Data sets and MOA Engagement

NGO/NGA	Coverage/Target Data Sets	Remarks/Status
Department of Health	- Extending Free of charge to NHTS data list of poor	MOA is perfected ,turned over and is utilized by the agency
Phil Health Insurance	- Total sponsored membership	MOA is perfected, turned over and is utilized by the agency

## B. Status in the Conduct of Name Matching

### Conduct of Name-matching

Province	Purpose	No. of HHs	Result	Remarks
Bohol	Request for checking in the database and retrieval of encoded HAF	32	found poor	E-HAFs were generated and have been forwarded to Pantawid. All the names submitted were found poor in the database.
<b>Total</b>		<b>32</b>	<b>found poor</b>	

All HHS that were name matched were found poor as shown in Table 2, hence they will continue as beneficiaries of the Pantawid program and other social protection programs from the Department or other agencies.

## C. DATA UTILIZATION BY LOCAL GOVERNMENT UNITS:

In order to appreciate the NHTS-PR database, NHTU continued to gather information on how the data has been utilized by the local government units, or if the NHTS list of poor were being provided with social protection programs and services.

### Data Utilization by LGUs

Programs/Services	No. of implement LGUs	no. of beneficiaries	no. NHTS beneficiaries	amount utilized	utilized by NHTS
Emergency Assistance/AICS	30	30,743	16344	25,718,448	145,172,711.75
child and youth Program	15	13,506	8,275	4,849,360	3,710,063.00
Senior Citizens Program	24	76,536	17,575	41,969,656	7,774,377.05
Family Welfare program	12	12,542	6,502	6,605,700	5,087,028.00
Day Care/ECD program	28	35,185	16,079	15,435,393	6,637,757.00
Supplemental Feeding program	9	44,302	1,610	1,672,912	825,361.00
PWD	13	3,108	1,215	1,445,000	592,221.00
Livelihood program	4	1,104	802	1,215,000	847,257.00
Rice subsidy	1	7,200	7,200	450,000	450,000
Philhealth LGU	4	4,607	1589	2,218,000	356,985.00
Scholarship	1	65	20	450,000	200,000.00
pantawid LGU	1	891	891	50,000	50,000.00
<b>TOTAL</b>				<b>103,734,069</b>	<b>41,474,316.00</b>

Of the 33 LGUs being monitored, it was found out that most of the poor enumerated in the NHTS list were already served or extended with programs and services at a total amount of ₱41, 474,316. It is hopeful that by next year, all NHTS poor will be served.

### Status of Data Utilization Gained from Stakeholder

NHTU had also consolidated some of the feedbacks and updates on data utilization from our stakeholders. Below is the breakdown of NGOs/NGAs who have provided us some updates on data utilization (January-September, 2013)

NGO/NGA	Program/ Services Offered	No. of NHTS-PR Poor Aailed	Budget Utilized	Remarks
Options, Inc.	Educational Assistance (Grade & HS)	10	25,000.00	Data as of September 2013 and implementation is on going
	Educational Assistance (children with disability)	10	200,000.00	Data as of September 2013 and implementation is on going
	Vocational Technology	20	80,000.00	Data as of September 2013 and implementation is on going
	Communal Water System	60	60,000.00	Data as of September 2013
Alay Lakad Foundation	Education Assistance	14	22,400.00	Data as of September 2013 and implementation is on going
	Livelihood Training	30	93,000.00	
	Skills Training	15	180,000.00	
POPCOM 7	Family Development Sessions Training for Pantawid PLs			
	Kalusugang Pangkalahatan	564	1,818,572.00	Done.
DOH CHD 7	National Philhealth Coverage	314,654	173,774,000	Data as of September 2013 and implementation is on going
PhilHealth 7	<b>TOTAL</b>	29,179	231,093,391.43	Data as of September 2013 and implementation is on going
		<b>344,556</b>	<b>P233,572,363.43</b>	

The Table above showed that aside from the programs and services of DSWD targeting the NHTS-PR poor as beneficiaries, other NGAs/NGOs are also adopting the said list as their beneficiaries on their own social protection programs and services. NHTU recorded to have a total amount of ₱ 233,572,363.43 paid to the NHTS-PR poor as beneficiaries from different programs and services of our partner NGAs/NGOs.

### ► Pantawid Pamilyang Pilipino Projects (4Ps)

## ► Sustainable Livelihood Program

### A. SLP Implementation

DSWD Field Office VII deployed majority special projects staff in order to manage or facilitate the quick relief operations with different clusters. And because of the rapid need, all DSWD SLP staffs were adjunct as part of the quick relief operations.

#### Pre-implementation Activities

This involved the identification of target areas and participants and securing a final list of validated participants and numerous partnership initiatives.

#### Monitoring and Sustainability

Aside from the basic technical assistance in both Field PDOs and RPMO staff enhancing value chain analysis and product packaging is what the Team SLP did. Organizational Strengthening, Time Management, Product development, Product Marketing Promotion and Linkaging in order these participants established a great foundation so that they can themselves alone by the time they will graduate

### B. Non-SLP Monitoring (Management Of Old SKAs)

Rollback collections for SEA-K Level 1 Non-Pantawid, Bohol Province  
(As of December, 2013)

# of SEA-K Projects As Of December 2013	Due o Date as of December 2013	Rollback Collection As Of December 2013	%	# Of SEA-K Projects December . 2013	Due To Date As Of December 2013	Rollback Collection As Of December 2013	%	% Increase/ Decrease
416	41,123,546	36,547,025.00	88	416	42,908,013	37,171,411.00	87	1
416	41,123,546	36,547,025.00	88	416	42,908,013	37,171,411.00	87	1

#### TNP Rollback Collections, Bohol Province

# Of DSWD Funded As Of Dec. 2010	Due To Date As Of December 2013	Rollback Collection As Of December 2013	%
195	3,818,207.50	3,734,809.00	98
195	3,818,207.50	3,734,809.00	98

#### PGMA Micro-financing and Enterprise Development Program, Bohol Province

Year Funded	No. Of Funded Association /Cooperative	Amount Of Loan Extended	Amount Of Interest	Due To Date As Of December 2013	Rollback Collection As Of December 2013	%
2005	24	2,000,000.00	178,144.32	2,178,144.32	1,335,379.25	61%
2005	24	2,000,000.00	178,144.32	2,178,144.32	1,335,379.25	61%



PGMA Micro-financing and Enterprise Development Program is a national government initiated project that aims to provide seed capital to micro-enterprises/livelihood projects which could not avail of loans from Government Financing Institutions (GFIs) due to stringent loan application requirements. It has 6% interest rate per annum on diminishing balance to be paid within four years exclusive of one year grace period. For Region VII, the project was implemented in Bohol and Cebu Provinces only. A total of Php5.0 Million was disbursed to 28 groups/cooperatives in the two provinces.

PGMA is one of the problematic programs of all the livelihood projects of the Department considering that it is the legislators who identify the beneficiaries who are thinking they are not obliged to pay and some of the beneficiaries have transferred residence, or incapacitated to pay due to no income.

#### ► Partnership Initiatives

No.	Partner	Rationale	Remarks
1	Office of the Provincial Agriculture -Bohol Province	To provide livelihood pertaining to agriculture to the beneficiaries	Seaweeds Planting and Fruit trees Planting (Cash for Work)
2	DOLE	To provide financial/material support and capacity building to DOLE registered SKAs.	Coordinated with the Livelihood and Employment Officer (LEO) III on the planned job fair in Cebu, Bohol and Negros Oriental. External Relation Officer coordinates with PESO Offices as advised by the LEO III to plan for the implementation of the Job Fair.
3	Philippines Carabao Center (PCC) - Bohol	To provide income generating opportunities to the beneficiaries	Attended the action planning activity in Ubay, Bohol last August 19-21 to finalize the agreements in the engagement. Final work plan will be forwarded by PCC via email on August 26. Currently drafting a MOA for the engagement.
4	DPWH	To provide employment opportunities to the beneficiaries.	Quarterly endorsement of lists of the representative beneficiaries from every municipality for the "Trabaho sa Lansangan Project"
5	PCA	Provision of Cash for work in Municipality of Antequera, Calape and Loon	Coconut Seedlings Planting
6	TESDA	Identification of beneficiaries Training cum livelihood	Cash for training and Hollow block making
7	SM Foundation	To provide income generating opportunities to the beneficiaries.	"Kabalikatan Kabuhayan" Project

DSWD Sustainable Livelihood Program serves Pantawid participants aside from other services rendered by partners such as capacity building, micro-insurance, savings mobilization, financial assistance, provision of training materials, equipment and skills trainings.

#### ► Supplementary Feeding Program

- The major activity on the 1<sup>st</sup> quarter of this year is the conduct of the Program Implementation Review for Cycle 2 and Orientation for Cycle 3. This was

conducted in five (5) batches to almost 300 participants comprised of Local Social Welfare Officers, LGU Accountants and NFA Provincial Managers. All the COA Auditors of the LGUs including the resident auditors were invited to attend .

- The PREW discussed the 2012 physical, financial and nutritional status per LGU. A workshop identifying the good practices and issues and concerns along a given area of concern were done. It was a good opportunity to learn from the experiences of the LGUs. The Orientation tackled the guidelines, total fund and rice allocation as well as the requirements for the fund transfer.
- Among the reasons for the delayed implementation of Cycle 2 is the delayed submission of the partial liquidation reports for Cycle 1. This led to delayed release of the funds. There were also LGUs which tried out another mode of procurement in order to address certain gaps. This also contributed to some delays in the actual feeding.

During the orientation, the following were the most common issues and concerns raised. There were also updates to some of the issues raised.

Areas of Concern	Issues and Concerns	Recommendations/ Agreements
1.Planning	<p>1.a. Number of beneficiaries increased thus funds were not enough</p> <p>1.b. Number of beneficiaries decreased thus there were fund balances</p> <p>1.c. There were enrolled beneficiaries who are below 2 years old</p>	<p>1.a. All beneficiaries should be fed. There are no additional funds for cycle 2 thus LGU shall ensure that the 120 feeding days will be achieved.</p> <p>1.b. Fund balances for Cycle 1 and 2 can be requested for re-alignment of funds if supplies to be procured are not within the guidelines. This can also be returned to DSWD Field Office VII. Fund balance for Cycle 2 can also be used to extend the feeding program. This can also be used to purchase fresh milk from the local dairy cooperative or full cream powdered milk. Just ensure that milk shall only be given to beneficiaries 3 years old and up.</p> <p>1.c. LGU to review computation of age in months before submitting to the FO. Also, the hot meals are not designed for children below 2 years old thus these should not be included in the SFP nor enrolled in the SNP or DCC.</p>
2.Implementation/ Service Delivery	<p>2.a. Delayed start of feeding due delayed submission of the partial/full liquidation report for Cycle 1</p> <p>2.b. There were some LGUs which changed their mode of procurement for cycle 2 thus contributed to the delay. There were also LGUs which still has issues with their procurement and delivery of goods.</p>	<p>2.a We reiterated the submission of monthly liquidation reports to COA-LGU so that any deficiency can be acted upon by the LGU.</p> <p>2.b. Emphasized importance of team building prior to procurement. Call for a meeting all those who will be involved prior to start of the program so that these heads will know their roles especially those involved in the procurement of goods.</p>

Areas of Concern	Issues and Concerns	Recommendations/ Agreements
	<p>2.c. There's a need to have a new cycle menu to include fruits</p> <p>2.d. Can we use snacks (milk and cookies) instead of hot meals?</p> <p>2.e. No transportation allowance provided to DCWs who get the goods and deliver to day care centers. No gasoline for LGU vehicle</p> <p>2.f. TE reimbursement should be replaced with Honorarium since the former is tedious, time consuming &amp; has a lot of supporting documents to comply with and why other government agencies handling special projects can claim.</p> <p>2.g. Lack or no weighing scales and height boards for growth monitoring. In addition, DCWs, BNS and BHWs not trained on WHO-CGS, PES and Pabasa.</p>	<p>Inform the mayor of any issues that needs his/her attention.</p> <p>2.c. We will provide the LGUs with additional recipes with procedures. These were compiled from the NNC-FNRI and DepEd standardized recipes. Fruits can be purchased if you have fund balances</p> <p>2.d. This is not encouraged because one of the objectives of the SFP is to teach the parents on how to prepare menu using local resources.</p> <p>2.e. Gasoline is not part of the SFP budget. FO will reimburse the travel expenses with a ceiling per month. The LSWDO can share this with the DCO or DCW who helps in the delivery &amp; distribution</p> <p>2.f. Currently, the SFP doesn't provide honorarium. This will again be discussed with CO though this concern was already forwarded to CO.</p> <p>2.g. Growth monitoring tools and training not part of the budget. However, the FO will check if we can realign some funds for training of DCWs on WHO-CGS. Continue to coordinate with the RHU regarding the weighing of children and conduct of Pabasa. All the FO provided were the CGS reference tables. Though for those with fund balances, they can propose for the purchase of these. For the PES training, this should be included in the LGU's budge</p>
3.Reporting and Documentation	<p>3.a. Difficulty in generating the nutritional status report and in consolidating the reports from the barangays</p> <p>3.b. Delayed submission of liquidation reports from the barangays since barangay treasurers and DCWs do not know how to liquidate.</p> <p>3.c. Delayed submission of liquidation reports from the LGU to the Auditor;</p>	<p>3.a. Growth monitoring will be done every month however reporting will be done quarterly. There are only 2 other reports due every month thus the other forms will no longer be required for submission since these are file copies of the DCW and LSWDO. Utilize the travel allowance provided by the FO in generating the reports. This can also be done during monthly meetings.</p> <p>3.b. Based on other LGU experiences, they oriented and re-oriented the barangay treasurers and DCWS on how to liquidate the cash advance. They shall be provided with technical assistance on how to liquidate.</p> <p>3.c. Reiterated that in the Omnibus Guidelines, there should be monthly</p>

Areas of Concern	Issues and Concerns	Recommendations/ Agreements
	Accounting unit also undermanned  3.d Delayed auditing of the submitted reports, sometimes returned for deficiencies and return of documents from LGU back to COA also delayed  3.e. Transfer of funds for Cycle 3 shall commence by 3 <sup>rd</sup> week of May thus partial liquidation should be submitted by April.	submission of liquidation reports to the COA LGU so that any deficiency can be addressed by the LGU right away. Ensure that file copies are stamped received by COA for better tracking.  3.d. This is expected in most of the LGUs since almost all the COA Auditors of the LGU are new and they are still studying the guidelines. A separate consultation will be done with the COA Auditors to help solve this concern.  3.e DSWD Resident Auditor suggested that on top of the partial liquidation of Cycle 2 funds, a certification prepared by the Accountant shall be attached to explain the status of the fund balances transferred.
4. Coordination, Monitoring and Evaluation	4.a Inactive local nutrition committees thus some department heads are not involved.  4.b Team monitoring not conducted due to conflicting schedules	4.a. The SFP is an opportunity to reactivate the local nutrition committee. Another option to generate participation from other heads is convening them for a re-orientation or make the SFP an agenda in one of the department head's meeting.  4.b. If team monitoring not done, continue monitoring individually but provide feedback to other department heads.

Another highlight for this year was the conduct of the DSWD Core Programs and Consultation Dialogue with all COA Auditors. This aimed at providing insights and information to the auditors on the major programs of the Department and coming up with agreements on the issues raised by the implementers along the SFP. A total of 33 LGUs and 3 resident COA Auditors were present.

This year also marks the start of the Cycle 3 feeding. To summarize the Physical Accomplishment:

LGU	Target # of DCCenters/SNP groups	ACTUAL# of DCCenters/SNP groups with feeding	%	Target # of Beneficiaries	ACTUAL # of Beneficiaries fed	%
Bohol	1,384	1,195	86%	33,062	30,187	91%
<b>TOTAL</b>	<b>1,384</b>	<b>1,195</b>	<b>86%</b>	<b>33,062</b>	<b>30,187</b>	<b>91%</b>

- To illustrate the Financial Accomplishment based on the submission of liquidation reports by the LGU for both cycles:

### Cycle 1 Implementation

Province	Total Fund Transfer	Liquidation	%
1. Bohol	37,902,650.00	35,666,347.45	94%
<b>TOTAL</b>	<b>37,902,650.00</b>	<b>35,666,347.45</b>	<b>94%</b>

### Cycle 2 Implementation

Province	Total Fund Transfer	Liquidation	%
1. Bohol	35,596,800.00	19,854,282.75	56%
<b>TOTAL</b>	<b>35,596,800.00</b>	<b>19,854,282.75</b>	<b>56%</b>

Cycle 3 fund allocation is also summarized below:

LGU	Fund Allocation for viand (Transfer to LGU)	Fund Allocation for rice (Transfer to NFA)	Total Allocation
Bohol	39,674,400.00	9,918,600.00	44,593,000.00
<b>TOTAL</b>	<b>39,674,400.00</b>	<b>9,918,600.00</b>	<b>44,593,000.00</b>

#### Status of Liquidation of the 2012 Fund Transfer to NFA 7\*

Total Fund Transfer	Total Amount Liquidated	Balance
49,814,007.79	41,814,007.79	0.00
100%	100%	0%

#### Status of Liquidation of the 2013 Fund Transfer to NFA 7\*

Total Fund Transfer	Total Amount Liquidated	Balance
37,823,550.00	13,303,150.00	24,102,800.00
100%	35%	65%

\*Based on the Statement of Unliquidated Cash Advances as of 30 November 2013 prepared by the Accounting Unit

### Cycle 2 Implementation

LGU	UPON ENTRY			60 Days After			120 Days After		
	% UW (Under-weight)	% NW (Normal Weight)	% OW (Over-weight)	% UW (Under-weight)	% NW (Normal Weight)	% OW (Over-weight)	% UW (Under-weight)	% NW (Normal Weight)	% OW (Over-weight)
Bohol	9.5	89.9	0.7	5.2	94.2	0.6	3.5	96.1	0.4
<b>TOTAL</b>	<b>9.5</b>	<b>89.9</b>	<b>0.7</b>	<b>5.2</b>	<b>94.2</b>	<b>0.6</b>	<b>3.5</b>	<b>96.1</b>	<b>0.4</b>
Rate of Submission (region 7)	127 out of 131 LGUs (97%)			84 out of 131 LGUs (64%)			59 out of 131 LGUs (45%)		

### Cycle 3 Implementation

LGU	UPON ENTRY			60 Days After		
	% UW	% NW	% OW	% UW	% NW	% OW
Bohol	7.7	91.8	0.6	44.6	55.2	0.2
<b>TOTAL</b>	<b>7.7</b>	<b>91.8</b>	<b>0.6</b>	<b>44.6</b>	<b>55.2</b>	<b>0.2</b>
Rate of Submission (Region 7)	60 out of 130 LGUs (46%)			4 out of 130 LGUs (3%)		

- While there is an improvement in the nutritional status, this does not yet provide the real picture because of a low rate of submission from the LGUs. Major reasons for the delayed submission include: LSWDOs have difficulty in consolidating incomplete reports from the DCWs, reports are also returned to the DCWs for data which are questionable, lack of manpower at the LSWD office, LSWDO is always out on training or attends to other programs, thus do not have time to consolidate the reports. As part of its recommendation, instead of submitting monthly to the Field Office, the LGUs shall submit only 3 times (baseline, midline and end line).
- Another major activity of the year was the monitoring of LGUs with very slow utilization of the funds and the liquidation of the 2011 and 2012 fund transfer. Towards the end of the year, we were able to visit 30 LGUs with 72 barangays during the monitoring on Nutrition Honor Awardees (NHA) and the Monitoring and Evaluation of Local Level Plan Implementation (MELLPI) spearheaded by the Regional Nutrition Committee. It was an opportunity to check and provide technical assistance to the SFP implementers especially along growth monitoring and actual feeding as well as meet with the parents of the beneficiaries. We also gathered the liquidation and other pertinent reports required by the SFP.

#### **Technical Assistance to NGOs**

The Julie's Franchise Corporation partnered with DSWD Central Office to support the Supplementary Feeding Program. Starting CY 2013, every P2.00 proceeds from their Bayan Sliced Bread will be donated to DSWD for the purchase of growth monitoring tools. Facilitated the identification of barangay for the AVP shoot to be used in promoting the partnership. DSWD also facilitated the ceremonial MOA signing with the president and CEO of Julies Franchise Corporation.

#### **Convergence Strategy**

September of the year, Convergence SWOs II were deployed to each province to ensure social case management implementation especially for areas with non-social worker MLs. Preparations also started for the conduct of the city and municipal transition plans for Sets 3, 4, 5 and 6 areas.

Even as the year was faced with difficulties and challenges both man-made and natural, the perseverance to serve and bring hope to Pantawid families remain alive and burning so that despite the odds, many plans were still realized and achieved.



**A. Families and Communities Reached by the 3 Core Poverty Reduction Programs**

Core Poverty Reduction Programs	Province	No. of Cities / Municipalities Reached	No. of Families / Households Reached
1. Pantawid Pamilyang Pilipino Program	Bohol	48	55,880

**B. City / Municipal Financial Package Received**

PROVINCE	PANTAWID	SLP	Kalahi-CIDSS	TOTAL
Cebu	1,141,351,720.00	1,750,000.00	-	1,143,101,720.00
Bohol	403,984,500.00	235,000.00	5,463,893.49	409,683,393.49
Negros Oriental	413,547,000.00	11,054,500.00	79,574,953.74	504,176,453.74
Siquijor	23,649,100.00	-	236,129.09	23,885,229.09
<b>TOTAL</b>	<b>1,982,532,320.00</b>	<b>13,039,500.00</b>	<b>85,274,976.32</b>	<b>2,080,846,796.32</b>

**SWI Administration and Analysis of Results**
**Table 1: Overall Results of SWI Administration for Sets 1, 3, 4, 5 and 6**

PROVINCE	SET	TARGET	WAVE 1					WAVE 2				
			Survival	Subsistence	Self-sufficiency	TOTAL	VARIANCE	Survival	Subsistence	Self-sufficiency	TOTAL	VARIANCE
CEBU	1	2,583	907	1,456	2	2,365	218	259	1,941	-	2,200	383
	2	1										
	3	13,608	2,844	9,281	8	12,133	1,475	1,501	11,000	12	12,513	1,095
	4	36,650	6,528	25,493	24	32,045	4,605	2,788	29,555	87	32,430	4,220
	5	43,703	19,279	21,984	3	41,266	2,437	5,675	32,689	32	38,396	5,307
	6	19,270	5,723	13,697	4	19,424	(154)					
		<b>115,815</b>	<b>35,281</b>	<b>71,911</b>	<b>41</b>	<b>107,233</b>	<b>8,581</b>	<b>10,223</b>	<b>75,185</b>	<b>131</b>	<b>85,539</b>	<b>11,005</b>
NEGROS ORIENTAL	1	18,509	7,681	8,498	-	16,179	2,330	3,154	11,513	7	14,674	3,835
	3	14,034	4,467	7,876	-	12,343	1,691	1,173	11,146	6	12,325	1,709
	4	22,670	15,297	5,358	9	20,664	2,006	6,287	14,217	14	20,518	2,152
	5	7,890	3,295	4,790	4	8,089	(199)	1,293	5,700	2	6,995	895
	6	3,539	716	1,627	-	2,343	1,196					
		<b>66,642</b>	<b>31,456</b>	<b>28,149</b>	<b>13</b>	<b>59,618</b>	<b>7,024</b>	<b>11,907</b>	<b>42,576</b>	<b>29</b>	<b>54,512</b>	<b>8,591</b>
BOHOL	1	1										
	3	9,068	3,137	4,381	5	7,523	1,545	1,412	6,001	3	7,416	1,652
	4	18,758	3,844	12,477	4	16,325	2,433	1,575	14,645	13	16,233	2,525
	5	18,193	6,085	7,907	8	14,000	4,193	2,618	11,981	16	14,615	3,578
	6	9,860	1,890	6,641	2	8,533						
		<b>55,880</b>	<b>14,956</b>	<b>31,406</b>	<b>19</b>	<b>46,381</b>	<b>8,171</b>	<b>5,605</b>	<b>32,627</b>	<b>32</b>	<b>38,264</b>	<b>7,755</b>
SIQUIJOR	3	465	19	302	1	322	143	8	308	-	316	149
	4	1,390	327	907	1	1,235	155	135	1,099	1	1,235	155
	5	1,257	-	-	-	-	1,257	299	247	-	546	711
	6	343	23	293	-	316						
		<b>3,455</b>	<b>369</b>	<b>1,502</b>	<b>2</b>	<b>1,873</b>	<b>1,555</b>	<b>442</b>	<b>1,654</b>	<b>1</b>	<b>2,097</b>	<b>1,015</b>
<b>GRAND TOTAL</b>		<b>241,792</b>	<b>82,062</b>	<b>132,968</b>	<b>75</b>	<b>215,105</b>	<b>25,331</b>	<b>28,177</b>	<b>152,042</b>	<b>193</b>	<b>180,412</b>	<b>28,366</b>
%		100%	33.94%	54.99%	0.03%	88.96%	10.48%	11.65%	62.88%	0.080%	75%	11.73%

The table above shows the results of the two rounds of assessment for Sets 1, 3, 4, 5 and 6 households. One can note the decrease in the number of survival households (11.65%) during the second round of assessment as against the 33.94% during the first round of assessment. Some reasons may include:

- a) Improvement in the levels of well-being of households who have already enjoyed several cash grant pay-outs which have helped ease expenses in food and other needs;
- b) Added income due to the inclusion of some Pantawid households in the Sustainable Livelihood Program;
- c) Presence of work opportunities offered by the National Greening Program of DENR and “Trabahong Lansangan” of DOLE.
- d) SWI administration and the standardized interpretation of the indicators and variables also helped towards a more just/objective scoring.

Cebu posted the highest decrease in survival households followed by Bohol, Negros and Siquijor. Negros posted the highest increase of Subsistence households and one cannot but help notice the increase in the number of self –sufficient families from 75 to 132 with Cebu posting the highest increase.

The second wave of SWI administration posted a higher variance at 11.73% or 28,366 with various reasons. This has to be looked into for better analysis of the results and for possible further intervention.

The SWI results for the 2<sup>nd</sup> wave of assessment was administered in May 2013 and finalized in November 2013, before the calamities hit Regions 7 and 8. Meanwhile, the 3<sup>rd</sup> wave had already started also in October but administration was also affected due to disaster response operations.

## **A. Creation and Functionality of Convergence Structures**

### **1. City / Municipal Action Teams (C/MAT)**

The rest of the C/MAT of Pantawid Sets 3, 4 and 5 in Bohol rose to the challenge during the implementation of the city/municipal transition planning processes. Even as the MTP implementation was only done during the last quarter of the year, the C/MAT has shown its influence among the LGU partners and was able to accomplish up to the level of the conduct of City/Municipal Transition Plan in 10 City/Municipalities namely: Tagbilaran City, Lila, Valencia, Duero, Guindulman, Anda, Mabini, Candijay, Alicia, and Pres. Carlos P. Garcia. For areas without MATs because only one (1) program is yet existing, the team of C/MLs provide the necessary manpower responsible for the whole city or municipality.

### **2. Provincial Action Team (PAT)**

The Provincial Action Teams of the Province of Bohol is on the process of ongoing organization. This will be one of the priorities of the Convergence Strategy. The membership of this team will be composed of the Pantawid PL and SWOs III, Convergence SWO II, Convergence RCC, SLP, Kalahi-CIDSS and

NCDDP Provincial staff. The PAT is the provincial counterpart of the Municipal Action Team (MAT) and is an internal structure of DSWD.

### 3. City / Municipal Convergence Committees (C/MCC)

The City or Municipal Convergence Committees is organized to formulate, implement and monitor the implementation of the City/Municipal Transition Plan. The C/MCC is legitimized through the issuance of an Executive Order (EO). For this year, about 11 EOs have been issued from the 48 city/municipalities in Bohol.

### B. Formulation and Implementation of the City/Municipal Transition Plans

The C/MTP is the living document that ensures that the gains of Pantawid Pamilya are sustained and developed so that Pantawid families are moved from Survival to the Self-sufficiency levels of well-being. For the LGU, it would mean being prepared in the event that Pantawid Pamilya Program no longer assumes its responsibility in providing for benefits for their poorest families. For other key stakeholders, the C/MTP is their way towards a concrete and focused implementation of specific programs and services in collaboration with the LGU and other key partners.

Province	Target	Actual
Cebu	33	11
Bohol	10	10
Negros Oriental	20	15
Siquijor	4	4
<b>Total</b>	<b>42 (66.66%)</b>	<b>63 (100%)</b>

## ► MFO 3: CAPABILITY BUILDING

### A. On Planned Institutional Activities for Intermediaries

- A total 566 of the targeted 645 institutional development activities were conducted by the Department, leaving a 88% accomplishment. The activities are composed of sectoral regular meetings of RSCWC Full Council, Regional Federation of Day Care Workers, ABSNET (per cluster), SWDL-Net, RIACOP, RCMB, RFSCAP, RCDA, RFPWD, YNS, PYAP, KALIPI, RSC GATV, Focal Persons of Legislators on PDAF, and 4Ps RAC/PAC/MAT.
- For the internal staff, there were 116 activities out of 148 target were accomplished. This resulted to 78% accomplishment.

### B. On Planned Capability Building for Intermediaries

Quarter	No. of CB	LGU	NGO	NGA	Others	FO STAFF	Total
Q1	10	394	53	2	42	892	1,381
Q2	11	90	66	10		378	544
Q3	9	285	93		697	1,245	2,320
Q4	8	123	3	0	571	240	937
<b>TOTAL</b>		<b>892</b>	<b>215</b>	<b>12</b>	<b>1310</b>	<b>2,755</b>	<b>5,182</b>

- A total of 5,182 social welfare and development (SWD) workers have attended thirty-eight (38) training activities managed by the Department. Total number of the

participants has the following breakdown: 892 from the local government units (LGUs), 215 from non-government organizations, 12 from NGAs, 1,310 from volunteers and Parent Leaders, POs, Academe.

- There were 21 capability building activities which is direct service in nature and transferred technology to different areas of concerns:
  1. Accomplishing HNAF/HAF
  2. Leadership starts within one's self
  3. Differentiated between sex and gender and discuss how it affects their thinking, feeling and doing in the center.
  4. Identify the factors/institutions/structures that defines and maintains gender roles and gender relations.
  5. Recognize gender issues and especially the ability to recognize women's different perceptions and interests arising from their different social location and different gender roles.
  6. Case management of Pantawid beneficiaries and the use of SWI tool
  7. GAD Concepts on sex, gender, roles, inequalities, GAD mmstreaming, guidelines, legal basis, responsibilities
  8. Case management of survivors of trafficking and the use of data-base program in reporting
  9. Role and function of the social workers and housperanets on case management of children in the residential facilities
  10. The Enriched Modular Packages for Women seek to provide a comprehensive, preventive and developmental services to women especially those who have no or limited access to opportunities for education, health care, livelihood, self-enhancement, community participation and gender awareness
  
- The Department also ensures that the staff are given appropriate trainings especially the newly hired C/Municipal Links, Project Development Officers, SWAs and FAs on their respective role in attaining the vision of the Department. The Department believes that there has to be balance in the organizational and personal competencies between the organization and staff. Hence, capacitating them regularly is a necessity. The following are the areas of concern that help improve the competencies of staff:
  1. Role and importance of internal convergence
  2. Appreciating the external convergence
  3. Identify and locate the recirds series, volume, age, and needs of office in terms of filing, equipment, floor space, and records personnel
  4. How to validate to address exclusion and inclusion error among beneficiaries
  5. GAD Concepts on sex, gender, roles, inequalities, GAD mmstreaming, guidelines, and legal basis.
  6. How to influence external convergent partner agencies
  7. Understanding the core and psychology of the deaf.

- Further, the staff especially the newly hired of Pantawid Set 6 areas, SWAs and FAs on their respective role in attaining the vision of the Department. The Department believes that capacitating them regularly is a necessity.
  - Along Networking and Partnership, the CSOs gained awareness and appreciation on what is FDS and FDS Plus and MCCT.
  - On Advocacy in behalf of the vulnerable sector, the MSWDOs and Municipal Accountants became aware of the guidelines for Cycle 3 implementation of SF Program.
  - Toward the 4<sup>th</sup> quarter of the year, the Department conducted a massive emergency response operation due to 2 major disaster such as the 7.2 magnitude earthquake that struck Bohol island on October 15, 2013 and Super Typhoon Yolanda. It called for massive deployment of staff both the regular and MOA workers to manage the operation center, warehouses and packing centers, administer Disaster Family Access Card, conduct relief operations, assess shelter conditions, manage and coordinate evacuation camps as well as assess livelihood needs.
  - This resulted to cancellation of the institutionalized meetings with inter-agency partners and organizational meeting with the internal staff and capability building activities as well. Hence, the activity during the quarter were cancelled and moved to first quarter of CY 2014. Nonetheless, as a response to the capability building needs of the partner LGUs, a Training on Camp Coordination and Camp Management was conducted in partnership with the OCHA and IOM.
  - Nevertheless, the region was able to host a CO-initiated activity which is the “Orientation on Identification/ Validation and updating of Pantawid Pamilya Beneficiaries affected by Super typhoon “Yolanda” on December. There were also 23 other CO-initiated activities that were facilitated for the year.

#### ► **MFO 4: Standards Services**

##### **A. SWDAs/SWAs Applied for Registration and Licensed to Operate**

- A total of fifty six (56) SWDAs were assessed relative to their application for new/renewal of registration or registration and license to operate, of which, four (4) are of national coverage while fifty (50) are operating in the region. Out of 56, three (3) were Peoples’ Organization while the remaining fifty three (53) were Social Welfare Agencies for Registration and Licensing. The three (3) POs were not issued Registration as they are still to comply with lacking documents. Of the 53 SWAs for R/L, a total of thirteen (13) were issued with Registration and License to Operate. The rest will have to comply

with some documents. Technical assistance is already provided to the agencies and they will be followed-up for their compliance.

- A total of fourteen (14) SWAs operating in more than one region were visited for assessment in compliance to the request from SB. The validation report is a requirement for the issuance / renewal of R/L/A by Central Office. Validation assessment reports were already sent to the Standards Bureau per set timeline.
- A total of sixty nine (69) requests for SEC endorsement were received for the period. Out of these requests, only fifty nine (59) falls under the purview of social welfare, the rest are not. Out of the 59 under the purview of social welfare, only 49 were favorably endorsed to SEC. The remaining 10 were put on hold pending compliance of some documentary requirements such as articles of incorporation and or by-ways, etc. Prior to endorsement to SEC, for associations and foundations, the SU conducts dialogue with the board members to ensure their full knowledge and participation in the applied organization. All of them were advised and encouraged to apply for registration and license with DSWD after getting their SEC Registration.
- In early part of the year, follow-up letters were already sent to SWAs/SWDAs with expired R/Ls for their renewal, indicating violation of the provisions of AO 17 for non-renewal or operating with expired R/Ls. A total of eight (8) out of the fifteen (15) sent with reminder letters have responded to the invitations and are now working on their renewal.

## **B. ABSNET Mobilization**

- Conducted the regular quarterly meetings with ABSNET clusters of Negros Oriental, Bohol and Cebu from the first up to the fourth quarter. The meetings became a venue for sharing of agency programs and services, discussion of issues and concerns. There was also sharing of good practices for duplication. There were 4 quarterly meetings conducted for each cluster of Bohol, Cebu and Negros Oriental.
- ABSNET Regional Officers (Chairperson and Vice-Chairperson) together with SU head and FO 7 Information Officer had a radio guesting last January 17, 2013 at station DYRC. The one-hour interaction was focused on the importance of the role of ABSNET in helping the department with its regulatory functions. It was also an opportunity to encourage NGOs to register and license with DSWD with no less than NGO officers themselves giving the encouragement and invitation.
- On February 14, 2013, an NGO working with HIV-AIDS positive, Cebu Plus, an agency with R/L from DSWD, also guested at DYRC and shared about its programs and services. It was an advocacy forum, inviting HIV-AIDS positives to share their cases and be helped by the agency. The forum generated a lot of support and interactions from the listeners.
- On April 24-26, 2013, ABSNET Negros Oriental cluster organized a Skills Enhancement Training for House Parents and Social Workers of Child Caring Agencies. It was attended by 30 house parents and social workers, each participating



agency shared to materialize the training with DSWD FO technical staff as resource persons. The training enabled the participants to gain knowledge and skills necessary in the delivery of their roles and responsibilities.

- Particularly for Cebu ABSNET cluster, a special Officers' and TWG meeting was conducted last April 30, 2013. The meeting resulted in the finalization of the regional plan of action for CY 2013 integrating the plans of the different clusters. This was presented to the regional officers during the Regional Officers Meeting last May 24, 2013. The Cebu cluster also came up with their monitoring and provision of TA plan in order to ensure increase in the numbers of SWDAs for R/L/A.
- The Regional ABSNET Federation organized an Orientation Cum Consultation with SEC and BIR last May 23, 2013 in Cebu City. It was participated by 101 NGOs coming from Bohol, Cebu and Negros Oriental with the bulk of participation coming from Cebu. Representatives of SEC and BIR shared information to the NGOs and responded to numerous issues and concerns. The ABSNET cluster officers of Negros Oriental replicated the activity to ensure more participation from their members who failed to attend the Cebu consultation. The activity was a venue for the NGOS to understand the requirements and process of both agencies. On the other hand, SEC and BIR were also able to know the concerns and provided clarifications and guidance to the NGOs.
- On May 24, 2013, the first Regional ABSNET Federation Officers' Meeting was held in Cebu City. The officers attended the previous day's consultation with SEC and BIR and to maximize their presence, they extended for one day to attend the officers' meeting. Discussed during the meeting were: 1) Approval of the final ABSNET regional WFP for 2013 and updating; 2) Review and comment to newly approved guidelines, crafting of issues and concerns; and 3) Per cluster reporting of accomplishments. Issues and concerns were also discussed and clarifications/recommendations were provided.
- Last May 30, 2013, the Standards Bureau conducted an Orientation of Newly Approved Guidelines in Cebu City. The activity was attended by 70 NGO representatives coming from Bohol, Cebu and Negros Oriental. The newly approved guidelines discussed were: AO 16 series of 2012 "Amendment to AO 17 series of 2012 on the Standards for Registration and Licensing of SWAs and the Accreditation of SW Programs and Services"; AO 15 series of 2012 "Amended AO 11 series of 2007 entitled Revised Standards for Residential Care Service"; and AO 17 series of 2012 entitled Revised Standards for Community-Based Service. The orientation helped the SWDAs understand better and appreciate the guidelines. The SWDAs were also able to raise their issues and concerns and agreements were arrived at to make it easier for the SWDAs to comply with documentary requirements.
- The Regional ABSNET Federation chairperson, also the chairperson for ABSNET Cebu cluster, sat down in three meetings of the Field Office Review Committee which discussed issues of SWDAs with complaints.
- A total of 25 ABSNET member agencies attended the Orientation on Public Solicitation last August 13, 2013 in Cebu City. The invited participants were those who were engaged in solicitation activities. They were provided with an overview of the proposed bill on Public Solicitation that DSWD is supporting. A number of issues and concerns were raised and given recommendations. Inputs to the proposed bill were provided by the participants.

- During the Cebu ABSNET Cluster Meeting last August 23, 2013 in Cebu City, Mr. Luis Morales of PCNC Manila was invited to share about PCNC and its accreditation process. The sharing was attended by more than 80 NGOs with majority of them interested to comply with PCNC accreditation requirements. There was sharing of experiences relative to the process by those agencies which are PCNC accredited. Issues and concerns were raised and given recommendations. PCNC has committed to provide 60 copies of the book on PCNC accreditation for free distribution to ABSNET members.
- A total of 40 ABSNET members from Cebu, Bohol and Negros Oriental attended the Visayas Cluster CSO Consultation and Conference held in Cebu City last July 23-25, 2013. The activity was attended by more than 90 CSO from Regions 6, 7 and 8 with Region 7 as the host region. The activity was a venue for sharing of experiences, discussion of issues and concerns.
- Facilitated for visit of Zamboanga Sibugay ABSNET members to DSWD, NGO and LGU centers in Cebu last October 5-6, 2013. A total of 12 ABSNET members from Sibugay joined the visit. Among the centers/agencies/LGU visited were: RRCY, Don Bosco, Cebu Hope Center.
- Three ABSNET officers representing Cebu, Bohol and Negros Oriental clusters attended the 4<sup>th</sup> National ABSNET Conference held in Bataan last November 5-8, 2013. Accomplishments for the past years as well as plans for the incoming year were shared during the conference. There was also a discussion of issue and concerns,
- For CY 2013, a total of twenty (20) agencies were visited for monitoring and provision of technical assistance by ABSNET officers with SU staff. The visits were opportunities to share expertise and experiences and provide TA to comply with documents / requirements set by the department.

#### C. Status of NGOs With Complaints

A total of four (4) NGO complaints were brought to the standards unit level, however, only one (1) case was brought to the FORC for decision. There were three carry over cases, while two are new cases. Status is as follows:

##### 1) **Shepherds' Arms Foundation, Inc.**

- The FO Review Committee has finally made a decision on the case of Shepherd's Arms Foundation last June 19, 2013 during its meeting at the conference room. A resolution for the closure of the agency was prepared and sent to the board. A motion for reconsideration was sent by the agency.

##### 2) **Children's Shelter of Cebu**

- There is a reported child abuse cases on-going in the center. An investigation team was tasked to undertake the investigation.
- No investigation report was submitted by the investigators inspite of the follow-ups made.

##### 3) **Children's Help and Assistance Foundation, Inc. (CHAFI)**

- A memo was received from the Standards Bureau to validate on the status of the agency and its beneficiaries in the center.
- Per visit to the agency, it was closed and it was learned from the neighboring offices that the agency stopped its operation since early part of 2012.

- Per discussion with the social worker, the children were returned to their families and or referred to other centers.

#### **4) Free Will Baptist Children's Home**

- There was a reported mismanagement and abuses committed to the children in the center. Per unscheduled visit to the center by ABSNET, SU and LGU, it was confirmed that the center has not been managed well due to the death of the administrator. However, after a month, a new administrator took over and has started working on for the management of the center
- On-going processing of documents for renewal of RL is undertaken, new administrator has asked for the assistance of DSWD for the management of the center.

### **D. NGOs Applied for Solicitation Permit**

A total of three (3) applications were received for the year and all three were issued authority. One agency (Central Philippine Union Conference) was issued a national authority to conduct fund raising for one year while two agencies (Boy Scouts of the Philippines-Cebu Chapter and Girl Scouts of the Philippines Negros-Siquijor Chapter) were issued local fund raising authority to conduct fund raising for six months.

There is continuous provision of technical assistance and orientation to walk-in clients and SWDAs (either individually or through the ABSNET meeting) on the requirements for application of solicitation permit.

### **D. NGOs Applied for Duty Free Entry of Foreign Donation**

Facilitated for the duty free entry of foreign donations of three organizations (International Care Ministries Inc., CI Philippines and SPMUDA). Although the applications were at the national level, some documents were facilitated at the regional level such as the distribution plan that has to be signed by the FO Director.

Continuous provision of technical assistance to SWDAs and walk-in clients on the requirements for the duty free entry of foreign donations particularly during ABSNET meetings.

Relative to its availment of the Duty Free Entry of Foreign Donations, an analysis of the report and documents submitted by ICMI on all good received and its corresponding liquidation or report of distribution was made indicating discrepancies. A copy of the report was submitted to Standards Bureau cc: ICMI for their appropriate action. ICMI has started reconciling its reports and documents to correct the discrepancies. Technical assistance is provided to the social workers of IMCI sub-offices in Bohol and Negros Oriental for them to prepare correct reports in their subsequent transactions.

Last March 2013, a monitoring visit was conducted to ICMI Negros Oriental. The visit is aimed at monitoring the receipt and distribution of good as well as follow-up compliance of distribution reports to earlier released goods.

#### **F. DCCs/DCWs Assessed and Accredited**

A total of two hundred sixty eight (268) **day care centers and day care workers** were visited for accreditation, of which **217 day care centers** and **226 day care workers** were accredited and issued certificates. The total number of DCCs and DCWs assessed for accreditation came from 12 LGUs and they were assessed by eight (8) volunteer accreditors. The rest of the unaccredited centers/workers are still to comply with the recommendations of the accreditors in order to pass the accreditation. These are for follow-up.

- Scheduled accreditation assessment for some LGUs in Cebu, Bohol and Negros Oriental did not push through by the 4<sup>th</sup> quarter due to the earthquake and typhoon where a number of DCCs were destroyed and LGUs were pre-occupied with relief operations.

A total of seven (7) volunteer accreditors were hired as UNICEF day care accreditors effective October 2013. They signed a MOA with the Regional Director based on UNICEF given qualification standards. Of the seven, only five has remained since two backed out for conflict of schedules.

#### **G. Social Workers Managing Court-Related Cases Assessed and Accredited**

A total of six (6) social workers were visited for accreditation coming from DSWD (5) and LGU (1). All social workers from DSWD were accredited while the social worker from the LGU still has to comply with some documents.

#### **H. Pre-Marriage Counselors Assessed and Accredited**

A total of twelve (12) pre-marriage counselors were visited for assessment by a technical staff from standards bureau. Out of the twelve assessed, only eight were accredited and these come from Lapu-Lapu City. The remaining four from Dumaguete City still has to comply with some documents.

The accredited PMCs were awarded with their certificates during the Monday convocation of the Field Office and or during their flag raising ceremony in the LGU.

#### **I. Senior Citizens' Centers Assessed and Accredited**

Only one (1) SCC (Sibulan SCC) was visited for pre-accreditation assessment for the year. No senior citizens center was visited for accreditation by Standards Bureau.

#### **J. DSWD Center Assessed and Accredited**

The AVRC was visited for its compliance to the recommendations of SB staff for accreditation. It was finally accredited last April 25, 2013.

The Regional Haven just lacks the structural safety certificate to complete the recommendations of the Standards Bureau and qualify for accreditation. The center head and its administrative staff had been reminded and followed-up for the compliance of such document.

**K. LGU Center Assessed and Accredited**

One LGU center, the Stimulating and Therapeutic Activity Center (STAC) of Lapu-Lapu City was visited for accreditation by Standards Bureau last May 2013. Awaiting the report on the result of the visit conducted.

**L. NGO Centers Assessed and Accredited**

The Standards Bureau conducted accreditation assessment visit to seven (7) SWAs namely: 1) Blessed Mother Josephine Vannini Home for the Aged, Daughters of St. Camillus, Inc; 2) Rainbow Village Ministries, Inc; 3) Casa Miani (Somaskan Fathers) Foundation, Inc. – Arvedi; 4) My Bonita Home for Girls Inc; 5) Bata ng Calabnugan; 6) Feed the Children and 7) VICSAL Foundation, Inc.

Of the seven visited for accreditation, two (2) were accredited and awarded their certificates.

For the previous year's accreditation assessment, two (2) NGOs were also provided and awarded their certificate of accreditation.

**M. Bayanihang Bayan Program (BBP)**

A total of five (5) applications as volunteers were received by the unit year. Of these applications, only two (2) complied with the required documents; one was deployed at Haven while the other one was deployed at RSCC. The rest did not comply with the required documents.

A total of five (5) walk-in interested applicants were entertained and provided orientation on the program and possible placement areas.

A total of 85 volunteers are providing different kinds of service to the residents of the different centers and institutions of the Field Office. They have served a total of 750 beneficiaries.

**N. CSO Engagement**

A total of fifty four (54) CSOs have signed MOA with the Field Office to engage in the implementation of the core programs as Bantay, Tulay, Gabay at Kaagapay. They are now specifically engaged in the Pantawid, SLP and KALAH-CIDDS programs.

A total of five (5) CSO focal persons / representatives from the field office attended the teambuilding meeting with the CSO focal persons of Regions 6 and 8 last June 6-7, 2013 in Roxas City, Capiz. The meeting was called to discuss the preparations for the July Visayas Cluster CSO Consultation to be held in Cebu with FO7 as the host region.

Conducted the first and second quarterly meeting of different CSO focal persons of the region.

Hosted and facilitated the Visayas Cluster CSO Consultation last July 23-25, 2013. The activity was attended by more than 90 CSO from regions 6, 7 and 8. Invited guests from central Office included Dir. Biolena of SB and Mr. Roy Calfoforo. Secretary Soliman delivered a video message to the participants.

Attended the Pantawid National Consultation and Planning Workshop on CSO Engagement together with the FO Budget Officer, Pantawid MCCT Focal and CSO representative (Bidlisiw Foundation, Inc.). It was a review of CSO availment of FDS/FDS plus financing support. A catch-up plan was formulated for the region to get the participation and engagement of CSOs.

A total of ten (10) CSOs attended the RD's delivery of the Regional State of Children Report last September 30, 2013 at the Field Office. Aside from CSOs, other partners of the Field Office were invited such as media and other Government Agencies.



**Sector** : **SOCIAL DEVELOPMENT**

**Sub-sector** : **Housing Development**

**Office** : **HOME DEVELOPMENT MUTUAL FUND (HDMF)**

## I. HIGHLIGHTS OF ACCOMPLISHMENTS FOR CY 2013

- Housing Loan Program**

### A. HDMF End User Financing Program (Maximum of 6 M for individual availment)

YEAR	LP	HC	HI	LP & HC	PRU	REL	Total No. of Units	AMOUNT
<b>2013</b>	7	46	17	4	15	2	<b>91</b>	<b>126,889,610.00</b>

LP - Lot Purchase; HC - House Construction; HI - Home Improvement

PRU - Purchase of Residual Unit; REL - Refinancing of an Existing Loan

Take-outs per town	No. of Units	AMOUNT
1. Albuquerque	1	500,000.00
2. Anda	1	800,000.00
3. Baclayon	5	8,070,000.00
4. Bilar	1	800,000.00
5. Carmen	3	2,300,000.00
6. Dauis	2	6,970,000.00
7. Dimiao	1	750,000.00
8. Garcia-Hernandez	2	2,300,000.00
9. Guindulman	1	1,600,000.00
10. Jagna	1	2,226,700.00
11. Lila	1	720,000.00
12. Loay	3	8,824,000.00
13. Loon	1	1,000,000.00
14. Maribojoc	1	600,000.00
15. Panglao	1	3,500,000.00
16. Pilar	1	750,000.00
17. Tagbilaran	64	83,678,910.00
18. Talibon	1	1,500,000.00
19. Tubigon	0	-
20. Ubay	0	-
<b>Total</b>	<b>91</b>	<b>126,889,610.00</b>

1. Projects under Direct Developmental Loan Program (DDLDP)
  - Land Development Cost for GMG Homes Subd., Guio-ang, Guindulman  
Bohol (DDLDP), ₱5.7M (2006-2007)
  - Land Development Cost for Claraville Subdivision, Casate, Ubay, Bohol (DDLDP), ₱ 12.M (2007-2008)
  - Land Development Cost for Agripina Subdivision, Trinidad, Bohol (DDLDP) ₱ 10 M 2008-2010
  - Land Development Cost for Bethlehem Subd., Tiptip, Tagbilaran City, Bohol (DDLDP) ₱ 20 M On-going
2. Group Housing Loan Program (GHLP) for Local Government Units  
₱20M Maximum for Land Development & 40M Maximum for Housing Units
  - Conducted Fund Briefing / Orientation with 46 Municipalities
  - Conducted Fund Briefing with SB members of 12 Municipalities

On-going Subdivision Sites	No. of Units	Amount
1. Claraville Subdivision(Ubay Orillaville Estate Corp.) Casate, Ubay, Bohol	0	-
2. GMG Homes Subd., Guio-ang, Guindulman, Bohol	0	-
3. St. Joseph Subd., Dampas District, Tagbilaran City	4	6,500,000.00
4. S & V Subd., Mansasa District, Tagbilaran City	0	-
5. Bethany/Bethlehem Subd., Tiptip, Tagbilaran City	0	-
6. Agripina Subdivision, Trinidad, Bohol	0	-
7. Primary Homes Subdivision, Dauis, Tagbilaran City	0	-
8. Camilla Homes Subdivision, Dampas, Tagbilaran City	0	-
<b>TOTAL</b>	<b>4</b>	<b>6,500,000.00</b>

#### Common causes of disapproval of HL accounts

1. Agricultural/Commercial Classification of Lots (a rate of 5-6 accts./ month)
4. Discrepancy on the Title (Technical Description)
5. Title is subject to EJS among heirs.
6. OCT(Free Patent Titles & TCT w/ 2 years lien)

#### • Multi-Purpose Loan

Total Amount Released for 2013	169,507,000.00
No. of Multi-purpose Loan Applications approved	9,826
No. of Multi-purpose Loan Applications received	10,564

- **Membership Generation (Implementation Of Mandatory Membership - RA 9679)**

Total Amount Released for 2013	<b>45,426,191.55</b>
No. of Provident Claims approved	1,332
No. of applications for Provident Claims received	2,263
Total Number of Pag-IBIG Members in Bohol (Active)	56,370
No. of Employers Visitation & Briefing conducted	170

- **Pag-IBIG Housing Programs & Generation of Membership (RA 9679)**

Developmental Loan Program for LGUS	20M Max. for Land Development & 40M Maximum for Bldg.
HDMF End User Financing Program	6M Maximum for Individual Borrower
HDMF Affordable Housing Loan Program	400K MAX for 12,000 Gross Monthly Income & Below
	750K MAX for 14,000 Gross Monthly Income & Below
Implementation Of Mandatory Membership - RA 9679	

Sector : SOCIAL DEVELOPMENT

Sub-sector : Culture and Arts Development

Office : CENTER FOR CULTURE AND ARTS DEVELOPMENT

## I. HIGHLIGHTS OF ACCOMPLISHMENTS FOR CY 2013

### JANUARY

- Facilitated performance during the visit of H.E. MA KE QING, Ambassador of China January 28, 2013 held at the Bohol Cultural Center

### FEBRUARY

- National Arts Month**
  - a.) Industrial Designs Exhibit (BISU)
  - b.) Showcase of Talents (Opening Program)
  - c.) Art Exhibit: *Hugna sa Mugna* (BISU)
  - d.) Bohol Cultural Icons Exhibit
  - e.) Arts Exhibit at Bohol District Jail (BDJ)
  - f.) Painting Workshop and Arts Exhibit at the National Museum-Bohol
  - g.) Art Bazaar and Nightly Performances at the Plaza Rizal
  - h.) Balut, Beer ug Balak (Poetry Reading and Performance Art at the Plaza Rizal)
  - i.) Arts Exhibit: *Pinuga sa Huna-huna* (UB)

### MARCH

- Facilitated performers during luncheon meeting of Ambassador Of Vietnam, Bangladesh, Indonesia and Italy on March 21, 2013.
- Facilitated Performance during Australian Agency on March 25, 2013.
- Philippine High School for the Arts (PHSA) held dance workshops, auditions and examinations for scholarship, and a dance concert titled "*PAGBUBUNYI*" as part of this year's activities advocating Philippine culture.

### APRIL

- Assisted the Maribojoc Rondalla Summer Workshop for young children.
- Facilitated performers during the Working Cyber Event on April 23, 2013.

**MAY**

- Assisted the *Kabilin* Arts Exhibit at the National Museum- Bohol Branch.
- Facilitated performers during the Justice on Wheel Program on May 22, 2013.
- Recording Cultural Mapping Surveys from the different towns by SPES Summer Job Students.
- Ms. Vida Tirol-de Juan, Project Development Officer of GO-CCAD participated and spoke during the 2013 International Youth Forum in Cambodia as part of the official Philippine Delegation to discuss youth concerns regarding peace and understanding through culture and education.

**JUNE**

- Facilitated performance during the inauguration of newly elected officials at the Bohol Cultural Center.
- Facilitated performance during HR Congress on June 26, 2013.
- The Philippine-Korean Friendship Concert held at the Bohol Cultural Center featuring the Songpa Silver Choir, the Loboc Ambassadors Band, and the Il Divo Boholano.
- Gov. Edgar M. Chatto and then PSupt. Constantino Barot of BBPO during the wreath-laying ceremony at the Plaza Rizal during the 115th anniversary of the proclamation of Philippines Independence.

**JULY**

- Assisted the Albur Salt Makers in the promotion of their products. Coordination meetings were held.
- The GO-CCAD serves as the Secretariat of the Bohol Arts and Cultural Heritage Council (BACH). The GO-CCAD organized the BACH Assessment and Planning Workshop and BACH General Assembly in July in July.
- The Rondalla Rocks Concert featuring the *Iskwelahang Pilipino Rondalla* of Boston, USA and the Dimiao Children Rondalla, July 13, 2013.
- Showcased the different fields of the arts through a collaboration of different performing groups in Bohol during the PgBh Night scheduled 15th of July 2013, with this year's theme [Sandugo@25:-furthering the spirit of oneness.](#)
- The GO-CCAD facilitated the program flow, decorations and the cultural presentations during the Bohol Day Commemorative Program held at the Bohol Cultural Center. The program was followed by an opening ceremony of "Asinan", an exhibit of Albuquerque's traditional salt-making process held at the National Museum-Bohol Branch.
- Created the Bohol Master Singers.
- GO-CCAD facilitated the Cultural Presentation during the visit of the Singaporean Ambassador to the Philippines on July 29, 2013 at the Governor's Mansion.

**AUGUST**

- Writeshop on Proposal Making on August 17, 2013 in partnership with the National Commission on Culture and the Arts (NCCA) for the submission of proposals by local cultural workers and artists to the national agency.
- GO-CCAD helped in the promotion of Kimpoy, the Boholano finalist of “The Voice Philippines in August and the subsequent months.
- The GO- CCAD Assessment and Planning Workshop was held last August 18-19 2013 at Bohol Plaza Resort, Dauis, Bohol. Two days of brainstorming with personnel from National Museum- Bohol Branch, CPG Heritage House, Balilihan Museum.

**SEPTEMBER**

- Photography Workshop for a Cause on September 21, 2103. Participated in by amateur and professional photographers.

**OCTOBER**

- Arts Therapy Workshop at the Stimulation and Therapeutic Activity Center (STAC)- Bohol

**NOVEMBER**

- Spearheaded in the preparation of the 117<sup>th</sup> CPG Day on November 4, 2013.

**DECEMBER**

- Assisted and participated during the Lecture on Arts Therapy by Psychologist Peachy Fernando on December 3, 2013.
- December 5, 2013 – Coordination Meeting for the Bohol International Choir Festival and Competition with our Korean Partners.
- December 13, 14, 15 & 16, 2013 – Coordinated with the National Commission for Culture and the Arts (NCCA) for the Rehabilitation @ Baclayon, Maribojoc, Loon, Sagbayan and Antequera

**Other activities:**

1. Arts for Healing
  2. Creativity & Cultural livelihoods revitalization Workshop
  3. Cultural Education Workshop on Heriatge Management and Ecological Sciences
  4. Facilitating resources mobilization for shelter & habitat rebuilding
- December 18, 2013 –spearheaded the “PASKO SA PLAZA”
  - Assisted during the Dayaw sa Bohol in coordination with the National Commission for Culture and the Arts
  - Coordinated with the Kasing Sining Program of the National Commission for Culture and the Arts and provided art materials.



Sector : SOCIAL DEVELOPMENT

Sub-sector : Culture and Arts Development

Office : NATIONAL COMMISSION ON INDIGENOUS PEOPLES (NCIP)

## HIGHLIGHTS OF ACCOMPLISHMENTS FOR CY 2013

### I. CONDUCT OF FIELD-BASED INVESTIGATION (FBI)

- ✚ Conducted 8 Pre-FBI Conference on the following applicants for CNO;
  - Nagkahiusang Mag-uuma sa Overland (NAMAQ)
  - San Miguel Association Resource Team (SMART)
  - Magsaysay Farmers Association (MAFA)
  - Sikatuna Upland Farmer's Association (SUFA)
  - KAGAMMASI
  - NPC - Visayas Bohol Mini Grid
  - Marcela Farms
  - National Grid Corporation

### II. LIVELIHOOD PROGRAM AND ENTREPRENEURSHIP

The handicraft project of Eskaya women in Biabas, Guindulman is on -going and has stopped for a while due to a minor problem caused by the middleman when he stopped delivering raw materials and paying for the finished products. He was replaced by another middleman who continuously does delivering of raw materials and buys the finished products once in every week. It has somehow augmented the living conditions of many families in the IP area.

### III. MEDICAL ASSISTANCE

- ✚ 50 walk-in IP patients were assisted/attended and referred to the Governor Celestino Gallares Memorial Hospital. All were issued certification that they are members of the ICCs/IPs.

- Ati - 4
- Eskaya - 46

Out of the 50 patients as recorded, 25 are females in which 14 gave birth through caesarian section, 11 males, 10 baby girls and 4 baby boys.

### IV. REGISTRATION OF LIVE BIRTHS

- ✚ 30 Badjaos were assisted/attended for late registration of live births - 9 males and 21 females.

### V. LEGAL ASSISTANCE

Legal services extended and provided to IPs in Bohol in coordination with Atty. Rey Catedrilla, Provincial Legal officer NCIP Cebu.

- ✚ 1 case: 1 Eskaya of a case on Violence Against Women and Children; 2 Legal advice assistance on a land dispute over an IP (Eskaya) and a non-IP in Biabas, Guindulman and Sierra Bullones, respectively.

#### VI. COC APPLICATION VERIFIED AND SUBMITTED

- ✚ 36 applications for issuance of Certificate of Confirmation verified, validated, numbered and endorsed to Regional Office. 33 Eskaya and 3 Badjao. 10 applications were returned from the Regional office for further verification and 21 COCs were issued.

#### VII. EDUCATIONAL ASSISTANCE PROGRAM (EAP)

- ✚ Forty (40) grantees received educational assistance
  - First Quarter, second quarter and third quarter P350,000.00 released (SY 2012-2013) as allowances
  - Fourth Quarter - P170,000.00 released (SY 2013-2014) as allowances.

Out of the 40 grantees, 32 are on- going , 3 Central office funded , 1 MBSP and 4 new grantees.

- ✚ Submitted 1 applicant for Merit-based Scholarship Program (MBSP) and 30 new applicants for Educational Assistance Program (EAP) for SY 2012-2013.

#### VIII. COORDINATION AND LINKAGES

In partnership with DAR, DENR, DSWD, LGUs, Academe, Bohol Provincial Office, NGOs, GOs and concerned individual, the following programs and activities were successfully done and accomplished:

- ✓ Attendance to PNRPS in Centennial Resort, Iloilo City (WISE, GIZ, NCIP & DENR)
- ✓ Attendance to the Community-based Forest Management Agreement (CBFMA) (DENR)
- ✓ Attendance to the JAO 01 formation (DAR, DENR, NCIP, LRA)
- ✓ Attendance as Guest Speaker to the Global Forum of British Youth Volunteers in Biabas, Guindulman, Bohol
- ✓ Attendance to ATI together with IPs of Region VII Election of Officers
- ✓ Coordination with religious missionaries headed by Pastor Jelon Billion
  - ✚ Assisted 43 elementary pupils, 4 high school, 3 college students
  - ✚ Provided school supplies and uniforms with free lunch (elementary and high school)
  - ✚ Free uniforms and tuition (college)
  - ✚ Free tutorial for Badjao elementary and high school students handled by Mrs. Billion and college Badjao EAP grantees

#### IX. IP DAY CELEBRATION

- held every Saturday of the month of October

## Office Accomplishments by Development Sector

# ECONOMIC DEVELOPMENT SECTOR



**Sector : ECONOMIC DEVELOPMENT**

**Sub-sector : Agriculture**

**Office : OFFICE OF THE PROVINCIAL AGRICULTURIST (OPA)**

---

## **I. HIGHLIGHTS OF 2013 ACCOMPLISHMENTS**

### **I. CROPS PRODUCTIVITY**

#### **A. RICE**

Rice is and will remain the dominant crop in Bohol, which represents the region's greatest grain-producing area. It is more than just food, as it also has a significant cultural value embedded in many local traditions. Of all farming households in Bohol, 62,000 grow rice, thus rice plays a key role in the food security of the province. Rice production practices are expected to continue evolving in response to the demand for rice self-sufficiency and global competitiveness.



For the year 2012, the average rice production was only 3.08 metric tons per hectare. In 2013, with the continuous improvement of rice varieties, adoption of farmers to high quality seeds, best cultural management practices, enhanced farm machineries, government supports from local and national, productivity increased to 3.30 metric tons per hectare (BAS Data) based on the high quality seeds utilization data from our Agricultural Extension Workers in the province.

Among the programs that were implemented were not only aimed at helping the farmers increase their income but as well developed themselves to be entrepreneurs and farmer scientists. It is also geared toward sustainable agriculture thru adoption of balance fertilization or organic farming. Among the accomplishments are the following:

#### **1. High Quality Seed Utilization Component**


The program aims to address the problem of availability of quality seeds and to develop the entrepreneurial skills of the farmers. Bohol has contributed 64% of its production to the regional target on seed quality utilization for this year. The Province of Bohol harvested for about 6,608 hectares in Hybrid, 6,162 hectares in certified seeds, 15,093 hectares in Good Seeds and 33,898 hectares in Farmers Saved Seeds. DA-RFU 7 has allocated 4,732 bags for Bohol intended as buffer stock in case of calamity that will affect our farmers' needs of



seeds for planting. For about 3,200 bags of certified rice seeds were shifted to Tacloban as our response to their needs for this cropping season. Japonica rice is getting popular among rice farmers' in Bohol. At present, our province has also begun to export japonica rice to Korea.

## 2. Rice Commercialization Component

The program aims to encourage the farmers to use quality and superior varieties of seeds aside from helping them reduce their cost of production, thus, increasing their income. The Provincial Government of Bohol was distributing superior varieties of 400 bags of certified rice seeds for free during HEAT Caravan and 2,000 bags in our special project like the RAPID program among others. The presence of Seed Cooperatives like the BOFAMCO, SIMPC, DALNEMPC and UBARCA made their commitment to support such endeavor of sustaining the rice productivity of the province. Demonstration farms, varietal trails, farmer's field day had shown tremendous effects in guiding our farmers the right variety to plant per planting season. Equally important is to look at areas of competitiveness or how competitiveness can be influenced and changed. For instance, the state of the art Rice Processing Complex in Pilar which highlighted an entry point in establishing and strengthening fair trading linkages with the smallholder farmers and improving post-harvest handling and processing. Part of the process of moving farmers on a pathway from self-sufficiency to commercial production is also to build the confidence to deal with the risks and uncertainty. Access to knowledge and information and creating a transparent and accountable playing field is crucial in that aspect. But also the development of new innovative services can help farmers to deal with risks. In Bohol, for instance, thru the RAPID program was supporting the development of crop insurance systems, so that farmers can deal with potential crops (and income) losses and overcome the shocks. Especially with changing weather variations as a result of climate change, the possibilities for external shocks are increasing. Not just crops were insured but as well as accident and death benefits for farmers were assisted.



## 3. On-Farm Rice Mechanization Component

It aims to provide improved production facilities for efficient application of rice technologies to increase production and preserve rice quality. A total amount of P3,901,475.00 was released from 2011-2013 as provincial counterpart to shoulder the equity of the Irrigators/Farmers Association. This is for the rice mechanization facilities and equipment to include hand tractor, threshers with blower, floating tillers, four-wheel drive tractors, drum-seeder, reaper, cleaner, harvester and shallow tube well. For about 87 IA/FA benefited the project since implementation. Aside from the improved production and postharvest operations, income and employment was generated for farmer members and farmers from nearby location thru the services made out of the facilities and equipments wherein the provincial government shouldered the 15% of the farmers equity, and 85% from the Department of Agriculture.





**On Training** – this is the training component of the program to enhance the capability of farmers that will contribute to increase their yield at the same time to promote new technology for adoption and transfer.

In 2013, a lot of trainings were conducted to support our goal in sustaining the provincial rice self-sufficiency and food security for the province. The most highlighted were the 61 Barangay Pest Scouts, 24 Local Farmer Technicians and 1,000 KaABAG. Together with our municipal and regional counterparts, these trained farmers will compose our quick response team in bringing our quality services down to the purok level not just in agriculture but including the countryside development of our province. The massive production and distribution of information materials, anchoring radyo eskwela sa panguma aired in the local radio station and different organizational and stakeholders meetings were also given importance as we celebrated 2013 as National Year of Rice.

#### 4. Special Highlights

The Province of Bohol has garnered five (5) awardees for the Most Outstanding Agricultural Extension Workers 2013 namely: Larry M. Pamugas and Sergio H. Cuaco of the Office of the Provincial Agriculturist (OPA); Carmen Cubrado, Romeo Tariao and Aida Salingay of LGU-Pilar Agriculture Office, Bohol. It is Bohol's great pride to have awardees in agriculture sector; they served as model frontliners for the rest of the extension workers who are also probable nominees in the coming years.

Development has to come from within and be owned by the value-chain actors in agriculture. Knowledge plays a central part in it and needs to be shared by all. How farmers learn, and from whom, needs careful analysis and these learning systems need to be promoted and enhanced for 2014. The role of key or model farmers is central in this. The list of accomplishments for CY 2013 is achieved with a lot of effort, patience, and sacrifices among the staff of this office and our counterparts in the name of public service. Though, it may not have satisfied or meet the expectation of everybody, it is committed and still be committed for the benefit of the majority.



## B. CORN

Corn is considered as the second staple food in the Philippines and in the Province of Bohol. It is treated as the second principal crops to substitute the absence of rice by the Boholanos. Some of the Boholanos today make corn as one of their major source of livelihood and income. BAS data shows that 18 % of the Boholanos populations are using corn as their major food with a per capita consumption of 4.62 kilos of corn grits.

With the implementation of Agri-Pinoy Corn program in the province of Bohol, the Office of the Provincial Agriculturist thru the Corn Unit implemented and accomplished the following programs and projects. Among the accomplishments are the following:



1. The procurement and distribution of Open-Pollinated Variety (OPV) Corn seeds as program support under the OPV Corn production program of the Provincial Government will greatly help in the implementation of Agri-Pinoy Corn program in order to increase productivity and production of quality corn for human consumption, feeds and industrial uses, as well as improve farmers' incomes and quality of life.
2. In order to facilitate much efficient and well-orchestrated project implementations and to ensure availability of corn seeds in the province, the Bohol Corn Seed Producers Association (BOCOSEPA) was organized and strengthened. There were new Corn Seed growers applied for accreditation.
3. With the coordination of the Department of Agriculture (DA) and other line agency and in order to enhanced the knowledge, skills and ability of our Corn farmers and Corn technicians we had conducted the following trainings:
  - a) Refresher course of ATs on Corn IPM FFS last April 2-4, 2013
  - b) Corn Production trainings in Bilar, Bohol last June 21, 2013
  - c) Corn Husk Utilization training last July 3-5, 2013
  - d) Corn Production training in 3 barangays of Tubigon; Genonocan, Villanueva and Buenos Aires
  - e) Coordinate in the conduct of Corn IPM FFS
  - f) Agri- Enterprise Development Training in Mabini, Bohol with 29 participants last August 8-9 & 19, 2013.
  - g) Corn Seed Production, Certification & Accreditation of Seed Growers with 27 participants last October 9-11, 2013.
  - h) Conducted Corn/ Cassava Techno Demo Field Day in Ubojan, Sagbayan last September 12, 2013
4. Facilitated in the conduct of Corn technicians meeting and Corn Seed growers meeting in order to discuss issues and concerns and to disseminate information and to updates on latest corn technology.
5. In support to Corn program, we maintained the mass production of earwig at BOATECH laboratory as bio- control for corn pests infestation.
6. Participated the HEAT caravan and distributed OPV Corn seeds.
7. Nomination to GAWAD SAKA AWARD:



Nominated one (1) Boholano Outstanding Corn Farmer Mr. Teodosio L. Anay from Valle Hermoso, Carmen, Bohol to the Regional Gawad Saka Award and got as the Regional Winner of the search.



*Bahay Kubo Model Garden at People's Mansion, Tagbilaran City*

### C. HIGH VALUE CROPS DEVELOPMENT PROGRAM (HVCDP)

For the HVCDP (High Value Crops Development Project), the Provincial Government of Bohol released 2 Million pesos for the implementation of HVCDP programs/ projects. Purchased and dispersed were 1,640 kilos of ubi tubers and 1,800.00 kilos (for re-dispersal), 10 sacks of peanuts, and 23,195 assorted packs of vegetable seeds worth P200,000.00 for the farmer beneficiaries, walk-in clients, HEAT and Agri-HEAT caravan and CDP-PPM project activities.



The Ubi pahulam project aimed encourage the farmers to use quality and superior varieties tubers, aside from providing planting materials, it includes technical assistance in order to reduce the cost and increase production thus resulting to more incomes. In relation to this we have dispersed 3,000 kgs. of Baligonhon to the different municipalities.



to  
of

The cut flower production program was aimed to encourage women to use quality planting materials, aside from helping them to reduce their cost of production, we were also provided them technical assistance to enhance their production to increase their income . Through this program we were able to distribute 250 pots of mother plants of anthurium, obake red & white and osaki red varieties in the municipality of Sikatuna in collaboration with the Municipal Agriculture Office.

For vegetables production program we have also repacked 38,320 sets of assorted vegetable seeds and distributed 23,195 sets of assorted vegetable seeds during HEAT and Agri-HEAT caravan, Public schools including walk-in clients.





*Distribution of seedlings; extension of agri-support services during HEAT Caravan*

The fruit and other industrial crops assistance project , also distributed 6,228 different fruit tree seedlings and other planting materials to the different group of clients including private and public schools to support the NGP (National Greening Program) and delivered 55,877 coconut seedlings for the 32 municipalities of the different Non Government Organization (NGO) and different coconut associations in the province.

Bahay kubo FAITH HOPE CHARITY – This project aimed to raise 18 kinds of vegetables from Bahay kubo song including upland fish culture, livestock raising and 10 herbal plants approved by the Department of Health. These encouraged farmers to participate in a form of contest and so every household can have fresh vegetable which are organically grown to eat. The OPA have established and maintained the model Bahay kubo at the back of the Governor's Mansion. The Governor has been promoting backyard vegetable garden in every home thru the Food Always in the Home, Herbal Organic Plant Enhancement and CHARITY (chicken is Always Ready in the yard).



*Bahay Kubo Model Garden at People's Mansion, Tagbilaran City*

There were 28, municipalities who have submitted their nominees for Bahay – kubo contest, but the final evaluation was not pushed through because of the two calamities that previously hit the province. Due to that we were not able to declare winners for 2013.



*Gulayan Sa Paaralan Evaluation*

The Modelong Gulayan sa Paaralan which is under the Bahay Kubo program is also a form of contest open to all Primary, Elementary, Secondary, and Technical Vocational School in the province including the City DepEd. It aims to help the schools to have own supply of fresh, nutritious and organically grown vegetables for their feeding program. Aside from above mention benefits of the project it also

educate the children the value of having vegetable in the yard and serve as learning site for their future endeavor both in school and at home. Through this the collaborators may start a small income generating project. There are two categories in this contest, the rural area (at least 200 sqm) and containerized (recycled containers).

The Provincial Government had already created the Provincial Technical Working Group (PTWG) with the composition of OPA as chairman, ATI-7, DA-7, and Provincial and City DepEd as member. There were 110 participating school in the contest. Out of the total participating schools only 15 emerged as winners and runners-up, both of them received cash award and plaque of appreciation.

Meanwhile, the Agri-Pinoy HVCDP have distributed 200 pieces of plastic drums, 4,000 meters HDPE pipes, 200 pieces plastic crates, 5 carabaos as draft animals, 5 units power pruner, 5 units power sprayer, 3 units greenhouses, 2 small water impounding, 2 small farmer reservoir, 2 Hand Tractors, 4 processing equipment for coffee cacao and vegetables, 1 fruit juicer, planting materials for banana, cacao, coffee and fruit trees seedlings. Hand tractors were also given. These were all support for our HVCDP program and projects.

- **Capability Development**

The training component of the program is to enhance the capability of farmers that will contribute to increase their yield and also promote new technology for adaption and transfer. The trainings conducted were: refresher course for teacher on Gulayan sa Paaralan; Ubi production; Vegetable production; Banana production; mango production; natural farming technology; and Takakura composting. Awards were given to participants at the culmination of these trainings, viz: award for outstanding technician and farmers were awarded to Ms. Charity Villamor, Pilar HVCDP coordinator for Provincial HVCDP SUHID award and Ms. Nenita Torre Franca for Regional HVCDP farmer SUHID award.



## **II. CROP FACILITIES**

The Crop facilities of the office consist of Macaas Nursery at Tubigon and Boatech Center at Gabi, Ubay, Bohol. The said facilities continue to produce planting materials, scion grooves upgrading and production of different crops. This year, crop production in the facilities adopted the organic farming systems thus production is very low.

### **A. Production of planting materials**

In the 2 nurseries, we produced 32,400 bagged of assorted fruit/Agro-forestry seedlings, 28,500 bagged white gumamela planting materials, 182 bamboo planting materials, 2,250 coconut seedlings and planted propagated 3,670 square meters endemic herbal plants in the said nurseries. They were distributed to 10,250 farmers province wide.



### **B. Seed Production and Crop Production in the 2 nurseries**

The Provincial Government through the OPA had planted 2 hectares of corn seed production and .5 rice seed production. However, due to much seed produced from the

seed producers, our produced was sold as commercial only. For vegetables, we received constructed greenhouses from Department of Agriculture in our nurseries. But procured seeds for greenhouses are not enough that's why only 1 cropping was done. Aside from seed problems, water is also not enough to be used in the constructed screen houses for its continuous operation. For coconut and Banana, due to limited personnel no expansion of area is being done. Production is low due to less management employed in this project.

### C. Scion Grooves Project

These are more or less 1,000 upgraded grafted different fruit trees being planted in the 2 nurseries of the province and other municipalities. Some of the planted trees will die when there's a continuous occurrence of rain and sometimes long dry spell. Ring weeding is done only twice a year due to limited personnel assigned in the nurseries.

## III. FISHERY RESOURCES DEVELOPMENT AND MANAGEMENT PROGRAM (FRDM)

The year 2013 was a year of challenge to the OPA in particular and to the Provincial Government in general. The past national and local election posed a big threat to the sustainability of the vital programs and projects that were being implemented. Another was the 7.2 magnitude earthquake which hit Bohol on October 15, 2013 that cause tremendous damage to agri-fisheries livelihood activities. Twenty-three (23) days after the earthquake, another calamity hit Bohol on November 8, 2013 which was super typhoon "Yolanda" which added to the damage already incurred. However, in spite of these calamities, Boholanos were able to hurdle the challenges and rose to shout the slogan: BANGON, BOHOL! For this year, there was a minor revision of the programs and projects implemented by the Fisheries Productivity Division notwithstanding the fact that some of the targets were already accomplished before the calamities.

### A. Upland Aquaculture Development

Only six (6) staffs are permanently involved in this program, however, with the support of some of the staff from the Marine Aquaculture Development Section, some of the targets were overshot. The Multi-Species Freshwater Fish Hatchery located in BISU Compound, Bilar, Bohol was able to produce 475,700 pieces of tilapia fry against a target of 450,000 pieces or **105.71%** accomplishment. Fry productions on the latter part of the year were greatly affected due to the earthquake where tilapia breeders were stressed and refused to eat.

Fry dispersal totaled to 847,558 pieces versus a target of 420,000 pieces or an accomplishment of 201.79%. The support from the freshwater hatchery of BFAR located in Caluwasan, Clarin, Bohol helped much on the need for fingerlings dispersal and on attaining the targets. Only 6,000 pieces of giant



*Her Excellency Ma Keping, Ambassador of China conducted ceremonial dispersal of catfish fingerlings at Bilar Multi Species Hatchery, Bilar, Bohol*





African “hito” were produced out of a target of 8,000 pieces with an accomplishment of **75%**. Other breeders were procured during the middle of the year. Mass mortality of breeders and fingerlings occurred during the rainy season allegedly caused by the run-off water from the rice field. The water reservoir which was completed construction on the first semester of the year is now ready for use.



Technical assistance was also rendered to the **262** owners of backyard fishpond with a target of 250 with an accomplishment of **105%** hopefully to comply with the good agricultural practices.

As a member of the Integrated Kalayaan Management Committee, a committee that recommends action to JVAC who decides for an appropriate action to those rebel returnees who surrenders to the government, facilitated the construction of 11 Small Farm Reservoir out of a target of 8 or **138%** accomplishment. Presently these reservoirs were dispersed with tilapia fingerlings for production and some have already enjoyed the fruits of the harvest. For tilapia skills training, twelve (12) trainings were accomplished out of ten (10) and **120%** accomplishment. Technical briefings were also conducted in informal setting particularly during the dispersal and during the monitoring activities where 92 briefings were accomplished or **92%** accomplishment out of a target of 100 briefings.

With the desire to support the fish-farmers on their needs for a low-cost but quality tilapia feeds, collaborations were formed with PCCARRD for the establishment of feed mill with BOFAMCO as beneficiary. A building was already erected and equipments were delivered by technical partners; the UPLB and feed formulation have been undertaken by BISU Candijay. As of date, the project awaits the approval of the program of work for electrification which is to be funded by the Provincial Government.

## B. Marine Aquaculture Development

There are nine (9) staffs to carry-out the implementation of the marine Aquaculture development programs and projects, 5 regulars and 3 casuals workers as support staff. Seaweeds, oyster, Financial Assistance to basic family needs and livelihood assistance to Marine Protected Areas were given priorities including skills development component. Due to limited resources, staffs prepared and submitted project proposals to BFAR for proposed funding. For seaweeds



commodity, there were ten (10) modules established out of 6 targets with an accomplishment of **166.6%**. Five (5) oyster modules were technically assisted out of 4, hence, **125%** accomplishment. For capacity development or skills training, there were 5 trainings conducted on seaweed or eucheuma farming in partnership with the Regional Fisheries Training Center.



This office has four (4) active SCUBA divers to complement in the monitoring and assessment of MPA's. These divers assisted in the monitoring of three (3) MPA's out of a target of six or a **50%** accomplishment. They also helped during the dispersal of giant clams in ten MPA's located in Guindulman, Panglao, Dauis, Clarin, Inabanga, Talibon, Pres, Garcia, Ubay, Anda and Mabini.

As chair to livelihood committee of the MPA TWG, livelihood assistance were given to Marine Protected Areas with best management effort where fund source was BEMO. Of the 12 MPA's awarded with Financial Assistance, 12 vouchers were obligated, but only 11 were approved and released to fishermen's organization managing the sanctuary or **100%** accomplishment. As an offshoot to high fish price in the market, basic family needs in the form of a financial assistance were provided to people's organization. Six (6) PO's were proposed for assistance and were obligated for funding making a **100%** accomplishment. For institutional strengthening, 8 seaweed grower PO's were strengthened or 100%, 8 tilapia grower P.O's were activated against a target of 4 or 200% accomplishment. For collaboration with other development partners like BRUMM, BCRMTF, Agri-Pinoy Fisheries, MPA TWG meetings were attended environment-related celebrations were assisted and cost-shared. Fifteen (15) project proposals were prepared, reviewed and submitted against a target of 6 or **250%** accomplishment.



### C. Program Management Support

Work and financial plans, Operational Plans, Investment Plan, Strategic plans, physical and narrative accomplishment reports with monthly highlights were prepared and submitted to form part of the operation, monitoring and feed backing mechanism of the division. Project status report (PROMES) were regularly submitted, Project procurement plan, activity designs, job and purchase request for materials and catering services were prepared as requirements. Over-all amount for the operation of the division was totaled to **P 1,729,000.00** wherein an amount of **P 1,670,126.11** were expended or a fund utilization of **96%**.



## IV. ORGANIC AGRICULTURE DEVELOPMENT

### 1. Production Enhancement

**Seminars on Sustainable Agriculture and Action Planning of Organically Grown Vegetables** were conducted in the home base and some members of the cluster municipalities organized by the beneficiaries of the financial assistance for trading of organically grown agriculture products. The objective is to enhance the awareness of the product suppliers on the Legal Basis of Organic Agriculture, the Bohol Organic Agriculture Code of 2011 and Republic Act 10068. The seminar also aimed to enhance knowledge, skills and attitudes of MLGU partners and other stakeholders on the principles and practices for Sustainable Organic Agriculture.

PO Beneficiary	Location	Date of SOA Seminar	No. of Participants
BCCAP	Casa Rey Francis, Tagbilaran	June 20-21, 2013	35 pax
Bohol Free Farmers Cooperative (BFF)	Sto. Nino, Talibon, Bohol	July 12, 2013	35 pax
POs	Poblacion, Garcia Hernandez	July 17, 2013	30 pax
POs (Caluwasan, Dagohoy)	BIDEF Malitbog, Dagohoy	Aug. 20, 2013	30 pax
POs ( San Vicente, Dagohoy)	-do-	Aug. 23, 2013	30 pax
POs ( Sta. Cruz & Malitbog, Dagohoy)	-do-	Sept. 19, 2013	30 pax
POs (Candelaria)	-do-	Sept. 20, 2013	30 pax

Orientation and Planning Workshop for the **Operationalization of the Bohol Internal Guarantee System in Parallel to the Participatory Guarantee System** Piloting in Dagohoy, Bohol was conducted last March 21 to 22, 2013 at Bohol Integrated Development Foundation Inc. which was attended by thirty participants. We invited Ms. Georie Putong, Visayas Coordinator, MASIPAG to share



about MASIPAG and its Sustainable Agriculture approach helping small and resource-poor farmers in the Philippines. Moreover, a workshop on the Integration of Organic Agriculture Plans to their Municipal Agriculture Programs was conducted in Sevilla last January 8, 2013 which is attended by thirty participants. As a means of generating support from MLGUs, the creation of a Municipal Organic Agriculture Technical Working Group was created in the municipalities of Sikatuna last August 6, 2013 and Albur on December 19, 2013. Also, a planning Workshop for the Organic Agriculture Marketing Partners was conducted last February 22, 2013 and also facilitated (BISAD) Bohol Initiators for Sustainable Development last August 7 and 8, 2013.



In order to support the needs of new organic agriculture practitioners, the Office of the Provincial Agriculturist is maintaining the Bohol Organic Agriculture Technology (BOATech) Center in Gabi, Ubay Bohol. Below is the annual production of the center.

Organic Inputs Produced	Volume of Production	Disposal through sales and dispersal
NFTS	200 liters of assorted NFS Concoctions	166 liters
Vermi Worms	90 kgs.	37 kgs.
Vermi Compost	90 kgs.	Farm Used



*Sample of Organic Inputs at BOATech Center, Gabi, Ubay, Bohol*

### • The Clustered Municipalities

The six marketing partners who have assisted farmers practicing organic agriculture in the marketing of their produce are the following:

1. Poblacion Farmers Association (PFA) – *Maribojoc, Antequera, Balilihan San Isidro, Loon*
2. Bohol Free Farmers Cooperative (BFF) – *Talibon, Getafe, Inabanga*
3. Bohol Integrated Development Foundation (BIDEF) - *Dagohoy, San Miguel, Trinidad*
4. United Families for Transformation Development (UFTDI) – *Sagbayan, Danao, Clarin, Carmen and Batuan*
5. Bohol Concerned Citizens Action for Progress (BCCAP) – *Sikatuna, Albur, Sevilla, Loboc, Corella, Panglao and Tagbilaran*
6. Dimiao Community Credit Cooperative (Dimiao CCC) - *Dimiao, Valencia, Lila, G-Hernandez*

As shown in Figure 1 below, the total number of hectares planted with organically grown vegetables is almost sixty (60) hectares. The top three crops planted in terms of area are eggplant, squash and ginger.

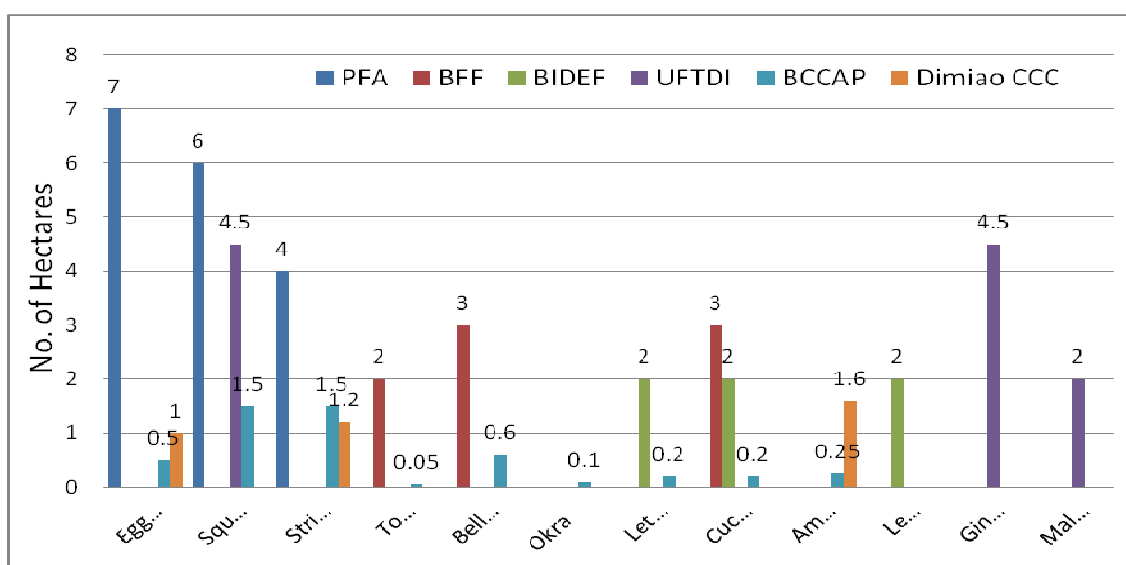


Figure 1. Number of Hectares of Organically grown products assisted by the six marketing clusters for CY 2013.

The chart immediately below shows the total amount of sales for the year 2013 which amounted to P209, 504.00 with UFTDI gaining the highest sales for the year amounting to P124, 600.00.

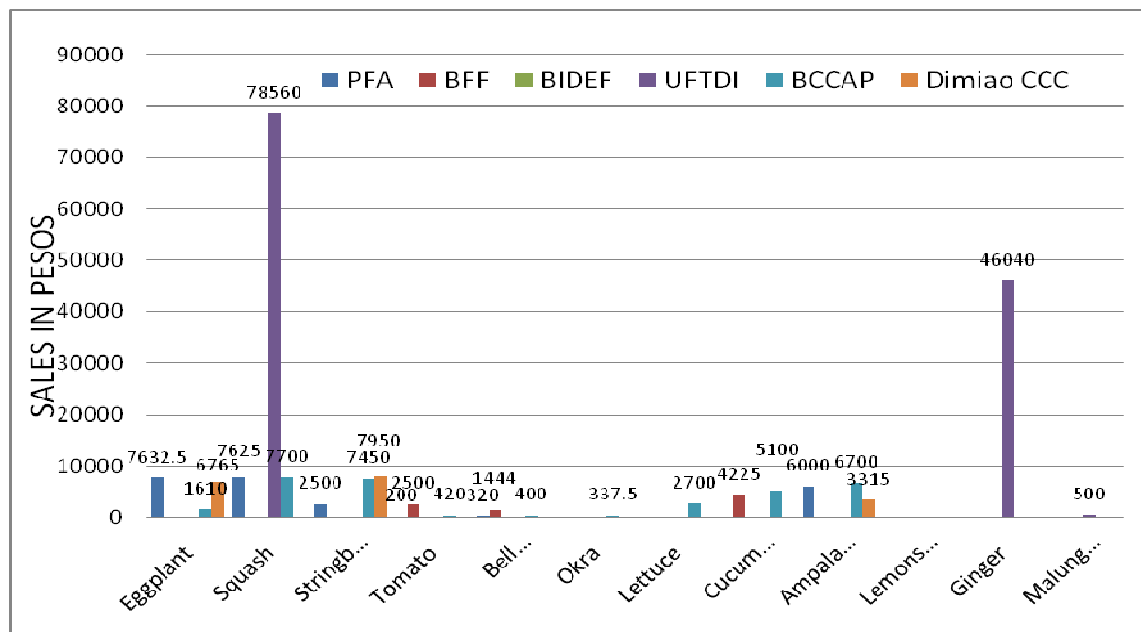


Figure 2. Amount of Sales of Organically Grown Products for CY 2103

Figure 3 immediately below shows the total volume of organically grown vegetables sold by the six marketing partners to 8,225 kilograms. Squash and ginger have the highest volume of 3.928 kilograms and 1,151 kilograms, respectively.

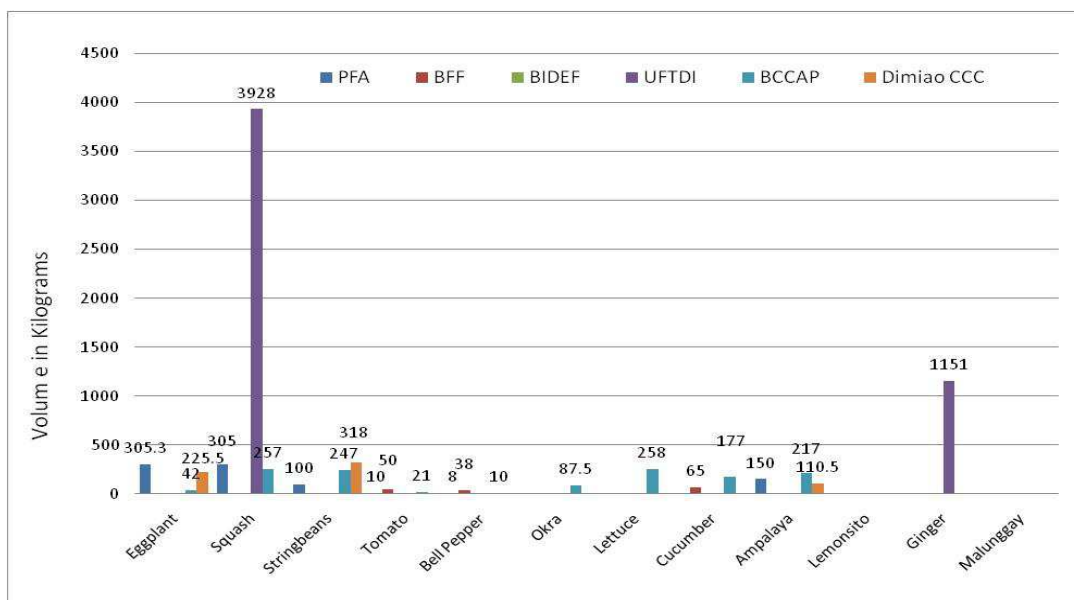


Figure 3. Volume of Sales of Organically Grown Products for CY 2103

In Table 1 below is shown the number of growers with a total of 223 farmers in seventeen (17) municipalities province wide. The marketing partners found it difficult to travel to far farm areas of their growers who are very scattered around the province and with very limited volume of production. Thus, making the market to farm approach not favorable to the buyers as the cost of transportation is very



high. The organic growers must be organized to be fully assisted from production to marketing in order to obtain sustainable volumes of products in a certain period for a fully functional marketing system.

Marketing Partner	Municipality Covered	No. of Farmers	Hectares covered
PFA	Maribojoc	15	5.0
	Antequera	10	5.0
	San Isidro	24	7.0
UFTDI	Sagbayan	36	12.0
	Danao	13	2.0
	Clarin	4	4.2
BCCAP	Sikatuna	9	0.6
	Albuquerque	12	6.8
	Sevilla	9	0.6
	Loboc	2	0.2
	Corella	1	0.2
	Panglao	1	1.0
	Tagbilaran	1	0.6
Dimiao CCC	Dimiao	9	3.8
	Garcia Hernandez	29	5.6
BIDEF	Dagohoy	18	6.0
BFF	Talibon	30	8.0
Total		223	68.5

Marketing Partner	Municipality Covered	No. of Farmers	Hectares Covered
Dimiao CCC	Dimiao	9	3.8
	Garcia Hernandez	29	5.6
BIDEF	Dagohoy	18	6.0
BFF	Talibon	30	8.0
Total		223	68.5

Table 1. Number of Assisted Farmers and area covered by the Marketing Clusters in the clustered municipalities for CY 2013.

## 2. Research and Development

Funded by the Department of Agriculture, a Techno-demo on Integration of Natural Piggery to Organic Vegetable Production is also conducted. One PO member from Sta. Cruz, Sagbayan is a beneficiary who has availed ten (10) piglets and another from Malitbog, Dagohoy, has availed the same. The objective of the study is to facilitate production of organic fertilizers from natural piggery waste for use in vegetable production. While only two beneficiaries have availed the piglets, redispersal will be implemented to the rest of the cluster areas with existing organic vegetable production.



OPA is also collaborating with the Bohol Island State University in the conduct of Farmer's Field School on Community-based Organic Rice Development Project in support to the Organic Agriculture and Climate Change Programs. Last March 2013, 15 farmer-participants successfully attended the FFS sessions and Farmers Field Day in Jimilian, Loboc in continuation of the 2012 project. Another area of expansion of the project

*Farmer's Field School on Community-based Organic Rice Development Project*



was established in Bahian, Loboc where 20 farmer-participants successfully graduated last November 2013 and is now on its 2<sup>nd</sup> cropping season.

### 3. Marketing Development

With the approval of the Bohol Organic Agriculture Code in March 2011, the first budgetary appropriation was focused on the Financial Assistance for Marketing and Consolidation of Organic Agriculture Products. Processing of requirements by additional qualified beneficiaries was continued in 2013. Launching and Hand over of Financial Assistance worth P200,000.00 for the Establishment of Organic Product Marketing System in the province was conducted in Sto. Nino Talibon (BFF) last April 28, 2012.



After the Financial Assistance for Marketing had been handed over to the beneficiaries, the Agri-Entrepreneurship Training for each beneficiary followed. The objective of the training was to develop the skills of the beneficiaries in business planning while preparing their own business plan for implementation. The Agri-Entrepreneur Training of BIDEF and Sto. Niño Free Farmers Cooperative were conducted on February 14 to 16, 2013 at Casa Rey Francis, Tagbilaran City.

*Agri Entrep Training of BIDEF and Sto. Niño Free Farmers*

Funding for display centers were also given to six marketing partners. Up to date, however, only two (2) were fully functional. Display centers were established in Dimiao by Dimiao CCC and Sagbayan by UFTDI. BCCAP has not established their display center on time due to changes in site. Only in the third quarter of 2013 that they have established the structure in Mariveles, Dauis with only 90% finished due to stoppage of operation after the earthquake. The display center for PFA which identified Maribojoc as the site will be transferred to San Isidro. The display center for the BFF was already established by the former recipient, BUSWACC, Inc. before the latter's failure to establish PO suppliers of vegetables. The materials for the remaining unit which was allotted intended for Loboc was already delivered to the site. The materials were then transferred to the new recipient which is the BIDEF. Moreover, under the auspices of the OPA, product exhibits were conducted assisted by POs during the Sandugo festival on July 22-27, 2013, 2013. Market matching was also conducted during the festival.



*Sandugo Agri-Fair*

### 4. Advocacy and Stakeholder Development

The Bohol Organic Executive Committee was assisted by OPA in holding their regular monthly meetings. The Bohol Organic Farmers Alliance, Bohol Initiators for Sustainable Agriculture, GMO Monitoring Committee as well as the Bohol Association of Natural Livestock Growers (BANALIG) were also assisted by the Section in their different activities including the holding of meetings.

## Issues and Concerns/Recommendations

1. Implementation of the organic agriculture program poses a very big challenge since the higher authorities still promote conventional agriculture and the same implementers are involved in the municipal level despite the passing of the Bohol Organic Agriculture Code and RA 10068; hence, support from the MLGUs is needed.
2. Most farmers are hesitant to engage in organic agriculture because of limited supply of inputs like seeds, organic fertilizers and pest control. Production is laborious enough; hence heightened advocacy is needed and subsidy in mass production of inputs is necessary.
3. With the very few farmers starting into organic agriculture, there is a need to formulate support mechanisms to give incentives to organic farmer practitioners. Rewards system is much needed.

## V. ENGINEERING SUPPORT SERVICES

### 1. Farm Mechanization Support Services

A continuous supervision and monitoring of the five (5) tractors was being done. Currently, these units need some major and minor repairs. One (1) unit is assigned at Pres. Garcia and the other four units are kept at Boatech, Gabi, Ubay. The Local Government of Ubay requested the Provincial Government for one (1) unit of tractor with disc harrow and disc plow to be transferred **without cost** to their municipality. The Sangguniang Panlalawigan has approved their request through the Honorable Governor last November.

### 2. Postharvest Support Services

Capability Building on Postharvest Technology specifically on Hermetic Storage of Palay was conducted last August 5, 2013 at OPA Audio Hall with thirty five (35) participants from the different rice technicians' groups of the province. The participants were interested to avail of the hermetic bags and were available at the different Agrivet Supplies of the province. The Resource Persons were from the Department of Agriculture Regional Field Unit 7.

The Ricehull Carbonizers distributed to the different People's Organization and Local Government Units were fully utilized during sunny days. The product of this equipment is the Carbonized Rice Hulls (CRH) that was applied to the farms as soil conditioner. The beneficiaries of these Rice hull Carbonizers gave positive feedback regarding enhanced production of their farm using the CRH. The problem on rice hulls in the different rice mills no longer exist as of present. There were many requests received by the office coming from the different PO's, LGUs and school teachers who were interested to avail of the Rice hull Carbonizers.



### 3. Farm to Market Support Services

The section was able to validate 22 proposed Farm to market roads in coordination with the DA- APC personnel and submitted to DA Central Office for funding. Tracking of Coordinates was one of the requirements as supporting documents for consideration. The municipalities validated were Albur, Calape, Loon, Panglao, Sikatuna, Dauis, Catigbian and Antequera.

#### 4. Irrigation Support Services

Coordinated with DA-APC personnel in the Identification, validation and facilitation on the construction of 15 sites for Small Farm Reservoirs (SFRs) in the Municipalities of Remedios, Danao, Binliw, Ubay and Magsaysay, Talibon. The funding for the two SFRs in Ubay and Talibon were coming from HVCDP - DA Regional funds and the 13 sites were funded by the provincial Government in coordination with the Provincial Engineering office personnel.



Sites for the proposed installation of Shallow Tubewells (STW) were identified in the municipality of Dagohoy, Carmen, Mabini, Bilar & Talibon and 16 sites for Water Aquifer Detection in the municipality of Catigbian, Valencia, Ubay & Talibon. The section has also facilitated the identification of sites and construction for spring development in the municipalities of Catigbian and San Vicente Sur, Sagbayan. Furthermore, identification of sites for the proposed rehabilitation of Small Impounding Project in the municipality of Danao and Talibon were also facilitated in coordination with DA.



#### VI. SUSTAINABLE INTEGRATED AGRIBUSINESS PROGRAM

The Agribusiness Division for CY 2013 composed of seventeen staff for both regular and job order employees was able to accomplish their target. However, due to the absence of a Food Technologist sometime in June, there's a drawback in the development of agri-products.

- **Marketing Assistance**

The Provincial Government through the OPA facilitated the consolidation and data analysis of the survey on the "Demand for Organic Vegetables among Institutional Buyers in Tagbilaran City" with 128 respondents (52 restaurants, 3 supermarkets, 13 hotels, 51 vegetable wholesalers/retailers in wet markets, & 9 hospitals) and "Assessment on the Market Requirements for Organic Rice in Bohol" with 49 respondents (8 organic rice buyers, 13 rice consumers, 27 organic rice producers, & 1 organic rice trader). Data generated includes the demand for organic rice and vegetable products, market requirements and systems used for efficient marketing linkages. Results was presented during the In – House Research Development and Extension Review in June 11, 2013 at DA-APC. Furthermore, the OPA facilitated provision of market information to clients on prices and buyers of agricultural products and marketing linkages/market assistance like the conduct of selling activities and monthly "tabo" at the Capitol Garden which generated sales in the amount of P 131,460.00. Facilitated the preparation of the project proposal of the Bohol Coconut Agro Industrial Hub which aims to diversify coconut-based products to raise income and contribute to



family and community well-being with the following products to be processed: coconut cooking oil, Virgin Coconut Oil, coconut sap sugar, nata de coco, coconut flour, coconut buko juice, coconut vinegar, coir dust or coco dust, charcoal briquettes/granules, coconut shells (for calamay packaging). The proposal has been approved by the Philippine Coconut Authority and will be implemented in 2014-2016.

With the devastation brought about by the 7.2 magnitude earthquake last October 15, the section was leading in the price monitoring of agri-products specifically in the affected municipalities. Results showed that there was an increase in prices of vegetables in the town of Loon, Calape and some wet markets and malls in the city.

- **Promotion**

The OPA facilitated the holding of events that aims to integrate the promotion and marketing of agri-products in support to the tourism efforts of the province. The holding of an Ubi Festival in January which featured a fair and product exhibits, market matching, literary and musical competitions, ubi eating contest, quiz bee and product development contest had become successful because of the constant information given through radio, newspaper and other means that would reach the information to the farmers and stakeholders. The strong coordination among line agencies is also a big factor that contributed much for its success.

As early as May 2013, the preparations by the Promotion Section had started for a one-week celebration of the Sandugo Agri-Fair last July, 2013. It also facilitated the smooth display and selling of agricultural products during the fair. A sale of P859,021.00 was generated. Also, late last year this section facilitated the launching of the “Radyo Eskwela Sa Panguma” aired over Station DYRD – AM, Tagbilaran City and ‘Tingog sa Mag-uumang Bol-anon” which was heard on DYHP Station Cebu City. This radio program aims at transferring the latest agricultural technologies to the marginalized Boholano farmers.

Prepared news articles on the development of the Agriculture sector and were published at the Bohol Chronicle and aired over Station DYRD. Moreover prepared project proposals for 2014 activities including the proposal sent to UNICEF aiming to intensify the drive against malnutrition and programs for pregnant women.

- **Enterprise Development**

The OPA conducted Skills Training on Processed Food Products like the squash based noodles, kutsenta, malunggay kropeck, banana chips, camote candy, camote pansit, ampao, cassava chips, fish nuggets and meat by products to assisted People’s Organizations in the different municipalities including the federated association for the differently-abled women in Bohol. These products when fully developed by the association/cooperative were displayed in some tourist destinations, e.g. Sagbayan Peak, Loboc Tarsier, Loboc Adventure, Baclayon museum and Pasalubong Centers





and would become their business/enterprise. Banana Chips, Cassava Chips, squash noodles and malunggay kroepack were among the products that have penetrated the market. Marketing of these products were also assisted and monitored. Actual Demonstrations on food processing were also spearheaded by the section during the HEAT and AGRI-HEAT Caravans including Culminations of Women's Month Celebrations. Trainings on Agri-entrepreneurship (Business Planning) were spearheaded by the section together with the Agri-entrepreneur team of the office. Participants to these training/workshop were the (6) assisted organizations and cooperatives.

However, Agribusiness Assessments were also the major concerns of the section pertaining to enterprise development. For last year, the focuses of these interventions were the members of the banana chips cluster. Seven (7) assessments were conducted last year in Buenavista, Albuquerque, Anda, Jagna, Carmen, Maribojoc and Balilihan. Although there were some problems met by these groups, they were able to penetrate their identified markets. In partnership with the Department of Labor and employment, seven (7) enterprises among these municipalities were being assisted for availment of a funding support. Two (2) checks were released in the amount of Five Hundred Eight (P 508,000) Thousand Pesos.

## **VII. INSTITUTIONAL DEVELOPMENT SECTION**

One of the focused areas of concern by the Institutional Development Section (IDS) is on Rural Based Organization (RBO) Strengthening. IDS Facilitated a Provincial Farm Family Forum & Pre Judging activity wherein 150 participants province wide vie for the event. There were contests done on different levels and categories, like, Rice Based Product Development, Livestock Poultry Processing w/ Packaging & Labelling, Rootcrops Kakanin Cooking, Handicraft Demo, Modified Poster Making Contest, Quiz Bee, Extemporaneous Speaking, Minus One contest (OPM), Rice Utilization (left-Over), RIC Quiz Bee, RIC Gangnam style contest, RIC Minus One (Open), RIC Farmer Success Story. All winners were qualified to the Regional contest and challenge against three (3) other provinces in region 7 contestants.

Institutionalization of the Ka-ABAG (Assistance for Barangay Agricultural Growth) was activated and was able to conduct two (2) trainings in Trinidad and Talibon LGUs respectively. Under the Assistance in Accessing Financial Opportunities to farmers, this year the section was able to facilitate the released of 234 checks to 234 Farm households in 16 municipalities with a total amount of 2.34 Million worth of project. In AKBay Project & Collection, so far P 680,609.92 was deposited to the Philippine National Bank (PNB) as its total collections from beneficiary remittances in coordination with the Provincial Agricultural & Fishery Council (PAFC).

## PROSPERITY PROGRAMS & PROJECTS

**LETS HELP BOHOL PROGRAM**

LHB is an integrated area development initiative that aims to catalyze growth in the rural areas, help rural families and create community life that is healthy, fulfilling and profitable thru infusion of livestock. The guiding principle “Passing on the Gift” has become a way of life of every program participants, particularly the rural families.

To date, the LHB has covered 35 municipalities involving 318 POs composed of 13,198 participating families.





## ACCOMPLISHMENTS

**Expansion of Program.** LHB continued to accept applicant Peoples' Organizations (PO's) who are interested to avail the program. In fact, this year 19 applications from 8 municipalities were evaluated and screened while 13 POs from 7 municipalities were validated and approved.

**Forging Partnership.** The establishment of partnership with the program is coursed through qualified Peoples' Organizations. The year recorded a total of 13 new partner POs in 7 municipalities comprising 160 farm families, as recipient. These PO's received 26 carabaos, 18 goats, 32 swine and 270 chickens with a total monetized value of P706,000.00.

**Table 1. New PO Partners with Commodities Received, LHB, Jan.-Dec. 2013**

Municipality	Name of PO	Recipient (no.)	Livestock & Poultry Received (hds)			
			carabao	goat	swine	chicken
NEW POs in Expansion Areas						
Loon	1. Cantam-is Bago SN Association	13	2	1		30
Anda	2. Tawid Small Farmers Association	8	3	4	3	
	3. Katipunan FA	8	3			15
	4. Hugpong sa Nagkahiusang Mag-uuma sa Buenasuerte	15	5			30
	5. Federated Senior Citizen Association	30	1		7	63
G-Hernandez	6. Cayam Mahayag Small FA	10	2	2	3	12
	7. West Lungsodaan Small FA	3	1	2	1	
Mabini	8. San Roque, Lungsodaan MFF-MPC	7	4	6		
Sub-Total >		94	21	15	14	150
Additional POs in original areas						
Danao	1. Federated Senior Citizen Association	8	2	3	3	
Talibon	2. Bagacay United FA	15			5	30
Ubay	3. Gabi FA	15			5	30
	4. Cambugsay Tree Planters MPC	15			5	30
	5. Humayhumay FA	13	3			30
Sub-Total >		66	5	3	18	120
Grand total >		160	26	18	32	270
Monetized value of animals (P) >			520,000	36,000	96,000	54,000

**Passing on the Gift (POG).** This is the basic principle where the program anchors as its sustainability mechanism. Efforts were focused on ensuring availability of healthy animals through strengthening the monitoring system particularly on the compliance of families to its commitment on repayment.

POG ceremonies always reminded recipients on their accountability to the program and to the members of the organization. This year, 4 POG ceremonies were conducted in 9 partner POs involving 63 families from the program areas of Anda, Balilihan Tubigon and Ubay.



**Table 2. Passing on the Gift Ceremonies (POG) Conducted, LHB, Year 2013**

Municipality	Date Conducted	PO	No. of families	No. of Animals Received			
				carabao	goat	swine	chicken
Tubigon	Feb. 20	Macaas FFA	10	10			
Balilihan (Pass-on)	Feb. 23	BALA	2	2			
		Boctol CISFA	1	1			
		Cogon SCFO	2	2			
		Datag Norte FA	3	3			
		Del Carmen Sur FA	2	2			
		Candasig SCFO	1	1			
Ubay	Mar. 26	San Isidro FA	12	5	15		
Anda	Nov. 12	Federated Senior Citizens Ass'n	30	1		7	63
<b>Total &gt;</b>		<b>9</b>	<b>63</b>	<b>27</b>	<b>15</b>	<b>7</b>	<b>63</b>

**Trainings and Orientations.** This year, 52 trainings namely, i) 13 Program Policy Orientation, ii) 13 Organizational Diagnosis and Planning Workshop, iii) 13 Values Formation Workshop and iv) 13 Animal Health, Breeding and Nutrition Trainings, were conducted to 13 new POs with counterpart funding estimated at P58,500.00. These trainings, other than qualifying applicant PO's to the program, also aimed at skills improvement of beneficiaries and refresher of program policies.

**Monitoring and Assessment.** One of the very essential aspects of program sustainability is a good monitoring system. Considering the number of participating organizations and families and the wide scope of program coverage, the built-in monitoring mechanism installed by LHB from the PO up to the program level facilitated generation of information and feedback. These approaches are being adopted;

Meetings - Consultation and meetings were conducted in different levels;

Program level    8 staff meetings  
Municipal level   174 MAB meetings  
PO level            1,959 PO meetings

Family visits - A direct interaction at household level facilitated the generation of actual status of the project and its contribution to the economic standing of every participating families. As of December, 492 home visits were conducted.



Collection of reports - The Livestock Committee (LC) serving as the monitoring body of every POs were able to submit 1,985 LC Reports. These provided the Program Management the status of project implementation and reference for planning the activities for the succeeding year.

## PROGRAM STATUS

**a) Livestock Placement.** The table below illustrates the status of the project particularly the livestock component.

**Table 3. Livestock Placement, LHB Program, Year 2013**

Status	Animals	Head	Monetized Value (P)	Benefited Families
Pass-on	Carabao	93	1,860,000.00	93
	Goat	88	176,000.00	58
	Swine	114	342,000.00	114
	Chicken	12	2,400.00	8
		<b>307</b>	<b>2,380,400.00</b>	<b>273</b>
Non-weaning age	Carabao	127	2,540,000.00	
	Goat	50	100,000.00	
	Swine	91	273,000.00	
	Chicken	46	9,200.00	
		<b>314</b>	<b>2,922,200.00</b>	
Personal Share	Carabao	20	400,000.00	
	Goat	4	8,000.00	
	Swine	178	534,000.00	
	Chicken	41	8,200.00	
		<b>243</b>	<b>950,200.00</b>	
PO Monetized	Carabao	2	40,000.00	
	Goat	1	2,000.00	
	Swine	13	39,000.00	
	Chicken	8	1,600.00	
		<b>24</b>	<b>82,600.00</b>	
		<b>total &gt;</b>	<b>P6,335,400.00</b>	

**b) Livestock productivity status.** Assessment results indicated the following pregnancy status of livestock;

<u>Livestock</u>	<u>Confirmed</u>	<u>Suspect</u>
Cattle		5
Carabao	207	156
Goat	131	46
Swine	48	2

## c) Forage availability

**Table 4. Status of Forage Availability, LHB Program, as of Dec. 2013**

Forage status	Families	PO	Area planted (sqm)	Monetized Value (P)
Maintained	4,011	295	802,200	8,022,000.00
Established	25	6	5,000	50,000.00
<b>Total &gt;</b>	<b>4,036</b>	<b>301</b>	<b>807,000</b>	<b>8,072,000.00</b>

## d) Animal sheds

**Table 5. Status of Animal Sheds, LHB Program, as of Dec. 2013**

Shed status	Families	PO	No. of Sheds	Monetized Value (P)
Maintained	4,051	297	4,051	8,102,000.00
Established	25	6	5,000	50,000.00
<b>Total &gt;</b>	<b>4,076</b>	<b>303</b>	<b>9,051</b>	<b>18,102,000.00</b>

### e) Savings and income derived from livestock

Table 6. Income and Savings Derived from Livestock, LHB Program, Year 2013

Source	Income (P)	Savings (P)	Total (P)
a) Draft carabaos (personal use/hire)	12,816,000.00	51,264,000.00	64,080,000.00
b) Livestock (sale)	1,325,400.00		1,325,400.00
c) Manure Utilization		699,300.00	699,300.00
d) Livestock /Meat (home consumption)		4,389,500.00	4,389,500.00
	<b>14,141,400.00</b>	<b>56,352,800.00</b>	<b>70,494,200.00</b>

## CHARITY

### Chicken Always Ready in the Yard

Developing commodity champions for the livestock and poultry industry of the province commenced this year giving emphasis to commodities with high market potential and more number of participating families. One of the major commodities prioritized is the native chicken.


With the aim to increase production, make the product always available and affordable at home and in the market and to enhance enterprise opportunity of farmers to earn additional income, native chicken production as an enterprise is introduced in the rural areas particularly at the household level.

To achieve the above goal and objectives, the project has put in place necessary strategies, such as; i) Intensified production of breeders to cater to the dispersal requirements and ii) conduct of research which will produce the strain of native chicken we can call our “own or the Boholano Native Chicken”.

## ACCOMPLISHMENTS

**Intensified Breeder Production.** One of the components is the intensified production of breeder requirements at the Provincial Livestock and Poultry Farm (PLPF) as the main center and in the production centers to be managed and operated by municipal LGUs.

To date, the PLPF Native Chicken Production Project in Bilar is continuously producing hardened chicks to augment the breeder requirements of the existing municipal-based production centers.



**Municipal Native Chicken Production Centers.** There are 14 municipalities targeted to be established this year:

District 1	Antequera, Calape, Daus, Loon, Sikatuna, Tubigon
District 2	Sagbayan, Trinidad
District 3	Alicia, Duero, Jagna, Pilar, Sevilla, Valencia

Of the total centers, 7 municipalities of Sagbayan, Sikatuna, Trinidad, Alicia, Duero, Jagna and Valencia have received 175 breeders coming from the breeder production at PLPF, Bilar with estimated value of P52,500.00.

Criteria for the selection of these municipal-based production centers are the following;

- Interest and capacity of the LGU to operate the facility;
- Commitment to provide counterpart fund and personnel to sustain its operation to include provision of an area and housing facility with water and electricity;
- LGU must have a program to pass-on the offsprings/chicks to interested and qualified beneficiaries in their municipality.



The Provincial Government provided full support to ensure initial operation of the centers such as 25 heads breeders (21 female, 4 male), feeds for the first 4 months of operation, incubator, 1 brooder and nets for the range area.

**Table 7. Project Cost Per Municipal Native Chicken Production Center, Bohol, as of December 2013**

	Municipalities	Chicken (hds)	Cost (P)	Net (rolls)	Cost (P)	Brooder (unit)	Cost (P)	Incubator (unit)	Cost (P)	Feeds (sacks)	Cost (P)	Total Project Cost
	District 1											
1	Antequera			1	3,000.00	1	5,000.00	1	12,000.00		7,000.00	27,000.00
2	Calape			1	3,000.00	1	5,000.00	1	12,000.00			20,000.00
3	Daus			1	3,000.00	1	5,000.00	1	12,000.00			20,000.00
4	Loon			1	3,000.00	1	5,000.00	1	12,000.00			20,000.00
5	Sikatuna	25	7,500.00	1	3,000.00	1	5,000.00	1	12,000.00	5	7,000.00	34,500.00
6	Tubigon			1	3,000.00	1	5,000.00	1	12,000.00			20,000.00
	<b>sub-total 1 &gt;</b>	<b>25</b>	<b>7,500.00</b>	<b>6</b>	<b>18,000.00</b>	<b>6</b>	<b>30,000.00</b>	<b>6</b>	<b>72,000.00</b>	<b>5</b>	<b>14,000.00</b>	<b>141,500.00</b>
	District 2											
1	Sagbayan	25	7,500.00	1	3,000.00	1	5,000.00	1	12,000.00	5	7,000.00	34,500.00
2	Trinidad	25	7,500.00	1	3,000.00	1	5,000.00	1	12,000.00	5	7,000.00	34,500.00
	<b>sub-total 2 &gt;</b>	<b>50</b>	<b>15,000.00</b>	<b>2</b>	<b>6,000.00</b>	<b>2</b>	<b>10,000.00</b>	<b>2</b>	<b>24,000.00</b>	<b>10</b>	<b>14,000.00</b>	<b>69,000.00</b>
	District 3											
1	Alicia	25	7,500.00	1	3,000.00	1	5,000.00	1	12,000.00	5	7,000.00	34,500.00
2	Duero	25	7,500.00	1	3,000.00	1	5,000.00	1	12,000.00	5	7,000.00	34,500.00
3	Jagna	25	7,500.00	1	3,000.00	1	5,000.00	1	12,000.00	5	7,000.00	34,500.00
4	Pilar			1	3,000.00	1	5,000.00	1	12,000.00			20,000.00
5	Sevilla			1	3,000.00	1	5,000.00	1	12,000.00			20,000.00
6	Valencia	25	7,500.00	1	3,000.00	1	5,000.00	1	12,000.00	5	7,000.00	34,500.00
	<b>sub-total 3 &gt;</b>	<b>100</b>	<b>30,000.00</b>	<b>6</b>	<b>18,000.00</b>	<b>6</b>	<b>30,000.00</b>	<b>6</b>	<b>72,000.00</b>	<b>20</b>	<b>28,000.00</b>	<b>178,000.00</b>
	<b>Grand total &gt;</b>	<b>175</b>	<b>52,500.00</b>	<b>14</b>	<b>42,000.00</b>	<b>14</b>	<b>70,000.00</b>	<b>14</b>	<b>168,000.00</b>	<b>35</b>	<b>56,000.00</b>	<b>388,500.00</b>

Regular disease prevention and control program such as vaccination and deworming are included to ensure project sustainability. Training for project participants was conducted on Aug. 2 as part of the project preparation

With the package of support, it is envisioned that the Municipal Native Chicken Production Centers will serve as the main producer of breeder stocks for distribution to the municipal constituents.

For 2013, performance status of each center revealed that a total of 364 chickens and 60 eggs were re-dispersed, 63 chickens sold and 200 chicks on brooding stage. The estimated value of these produced is equivalent to P121,140.00.

**Table 8. Performance Status of Municipal Native Chicken Production Center, as of December, 2013**

	Municipalities	Chicken received (hds)	Dispersed		Sold		Brooding (hds)	Remarks
			Chicken	Eggs	Chicken	Eggs		
	District 1							
1	Antequera							
2	Calape							
3	Dauis							
4	Loon							
5	Sikatuna	25	20				40	
6	Tubigon							
	<b>sub-total 1 &gt;</b>	<b>25</b>	<b>20</b>	<b>0</b>	<b>0</b>	<b>0</b>	<b>40</b>	
	District 2							
1	Sagbayan	25	142		15		60	sale remitted to MTO
2	Trinidad	25	82		48		45	
	<b>sub-total 2 &gt;</b>	<b>50</b>	<b>224</b>	<b>0</b>	<b>63</b>	<b>0</b>	<b>105</b>	
	District 3							
1	Alicia	25	120	60			55	
2	Duero	25						
3	Jagna	25						
4	Pilar							
5	Sevilla							
6	Valencia	2						
	<b>sub-total 3 &gt;</b>	<b>100</b>	<b>120</b>	<b>60</b>	<b>0</b>	<b>0</b>	<b>55</b>	
	<b>Grand total &gt;&gt;</b>	<b>175</b>	<b>364</b>	<b>60</b>	<b>63</b>	<b>0</b>	<b>200</b>	

Source: Municipal Agriculture Office

**Conduct of Research.** A component project of the Bohol Native Chicken Development Program is the research entitled “Development of Boholano Strain of Native Chicken”. This is on-going and handled by DA-RFU 7 through Ubay Stock Farm and the technical staff of SEEM Office. An institutional Production Center is established in Ubay Stock Farm while on field demonstration are done by selected private beneficiaries. To date, the center has produced its first F1 offsprings and is working on increasing its production for replications on field level.





## PRODUCTION SUPPORT PROGRAMS & PROJECTS

### LIVESTOCK UPGRADING PROGRAM

Livestock upgrading primarily aims at enhancing the genetic potential of existing livestock population in the locality. An upgraded animal commensurate to quality production and eventually, good return of investment.

Two (2) approaches had been adopted by the office namely i) artificial insemination services and ii) breeder loan of which are strongly coordinated with the Municipal Agricultural Offices.

**Artificial Insemination (AI) Services.** Being operational in the province for decades now, the office focused its efforts towards strengthening its implementation. With the support from collaborating agencies like the Department of Agriculture (DA) and Philippine Carabao Center (PCC), a total of 41 technicians (see Table 9 and succeeding tables) are actively performing AI services in the province. This working force is composed of 27 municipal-paid technicians, 2 from PCC, 3 from OPV with the participation of 9 Village-based AI Technicians who performed the services in their private capacities.



Liquid nitrogen (LN2) which is a very important element of AI, has become very accessible with the operation of a Liquid Nitrogen (LN2) Plant in Ubay Stock Farm operated by DA-RFU 7, while frozen semen is provided by the PCC, National Dairy Authority (NDA) and DA. To enhance the performance of AI, other technologies were also adopted like heat synchronization and uterine flushing.

Heat synchronization harmonized estrus and artificial insemination activities among large ruminants, particularly carabaos known to be silent heaters. On the other hand, adoption of the uterine flushing reduces the risk of post natal infection and ultimately improving the fertility, minimize re-breeding and reduce calving interval. All of these activities are coordinated through the Municipal Agricultural Offices, specifically by its AI Technicians and conducted at the barangays.

**Table 9. UNAIP Technicians' Directorate, Bohol, as of December 2013**

Name of Technician	Complete Address	Year Trained		Place of Training	Sponsor	Status of Technician			Specific Area of Assignment
		Basic	Advanced			Active	In-active	Affiliation	
District 1									
1. Gaudioso Labendia	Poblacion, Antequera	2006		USF, Ubay	PCC		/	Regular	Antequera
2. Pedro Manlangit	San Roque, Balilihan	2002		USF, Ubay	DA-RFU7	/		Prov'l.	Balilihan
3. Joel Langoy	Poblacion, Catigbian	2003		USF, Ubay	Province	/		Regular Casual	Catigbian
4. Necias Malano	Hagbuaya, Catigbian	2003		USF, Ubay	Province	/		Regular casual	Catigbian
5. Alvin Malanog	Canangcaan, Corella	2000	2007	Ubay Stock Farm	PCC/RFU/JICA	/		Regular	Corella

Name of Technician	Complete Address	Year Trained		Place of Training	Sponsor	Status of Technician			Specific Area of Assignment
		Basic	Advance			Active	In-active	Affiliation	
6. Orlando Calvis	Corella	2011		USF, Ubay	DA RFU -7	/		Plantilla	Corella
7. Benjamin Tubio	Purok I, Mariveles, Dauis	2003		Ubay Stock Farm	DARFU/PGBh	/		Permanent	Dauis
8. Edilberto Ramada Jr.	Ticugan, Loon	2006	2009	Ubay Stock Farm	PCC/DA-RFU7	/		Job Order	Loon
9. Lucilo Bongcaras	Tangnan, Panglao	2003		Ubay Stock Farm		/		Regular	Panglao
10. Joselito Talandrata	Dampas, Tagb. City	1992	1993	USF, Ubay	DA Dumaguete	/		Regular	OPV
11. Rito Penales	Mayacabac, Dauis	1994	2002	USF, Ubay	LDC	/		Regular	OPV
12. Eпитacio Mumar	Villanueva, Tubigon	2007		USF, Ubay	PCC/DA-RFU7		/	Regular	Tubigon
13. Charlie Inson	Cahayag, Tubigon	2009		USF, Ubay	PCC/DA-RFU7	/		Job Order	Tubigon
14. Reyland Jabonillo	Punsod, Maribojoc	2002		PCC/ USF	PCC		/	Job Order	Maribojoc
15. Renato Talandrata	Dampas, Tagb. City	2006		PCC/ USF	Province		/	Regular	Tagb. City
<b>Total 1 &gt;</b>	<b>15 AI Technicians</b>					<b>11</b>	<b>4</b>		

**Table 9a. UNAIP Technicians' Directorate, Bohol, as of December 2013**

Name of Technician	Complete Address	Year Trained		Place of Training	Sponsor	Status of Technician			Specific Area of Assignment
		Basic	Advance			Active	In-active	Affiliation	
District 2									
1. Justiniano Bautista				USF	Province		/	LGU	Buenavista
2. Norman Torrejano	Buangan, Clarin	2007	2009	USF	Province	/		LGU	Clarin
3. Sonia Galan	Caluasan, Dagohoy	2006		USF	Province	/		LGU	Dagohoy
4. Anacilito Lapaz	Cambitoon, Inabanga	2003		USF	DA-RFU7	/		LGU	Inabanga
5. Celso Basilad	Ubay, Bohol	2000		USF	DA RFU -7		/	LGU	Pres. Garcia
6. Pedro Lopez	San Isidro, Sagbayan	2003	2007	USF	DA RFU -7	/		LGU	Sagbayan
7. Edwin Abonete	Poblacion, San Isidro	2006		USF	PCC	/		LGU	San Isidro
8. Rogelio Menorias	Poblacion, San Miguel	2002	2007	USF	DA RFU 7	/		LGU	San Miguel
9. Jonas Rosales	Talibon			USF	USF/PCC	/		LGU	Talibon
10. Anecito Cajos	Trinidad				PCC	/		LGU	Trinidad
11. Manuel Cutillas	Calanggaman, Ubay			USF	DA RFU 7		/	DA	Ubay
12. Bonifacia Granada	Lomangog, Ubay	2002	2007	USF	PCC	/		PCC	PCC-Ubay
13. Abdon Anos					BAI		/	PCC	PCC-Ubay
14. Alexander Casinillo					DA RFU - 7		/	PCC	PCC-Ubay
15. Jose Bigcas					PCC	/		PCC	PCC-Ubay
<b>Total 2 &gt;</b>	<b>15 AI Technicians</b>					<b>10</b>	<b>5</b>		

**Table 9b. UNAIP Technicians' Directorate, Bohol, as of December 2013**

Name of Technician	Complete Address	Year Trained		Place of Training	Sponsor	Status of Technician			Specific Area of Assignment
		Basic	Advance			Active	In-active	Affiliation	
District 3									
1. Maximo Bojo	Pob. Sur, Batuan	2001	2003	USF	JICA/CEBUSEE DS	/		LGU	Batuan
2. Nicolas Tejada Jr	Roxas, Bilar	2006	2009	PCC/ USF	PCC/ USF	/		LGU	Bilar
3. Crispolo Alcala Sr	Vallehermoso, Carmen	2007	2009	PCC/ USF	PCC		/	VBAIT	Carmen
4. Emmanuel Halasan	Taongon, Dimiao	2006	2009	PCC/ USF	DA RFU- 7	/		LGU	Dimiao
5. Cecilio Macalam	Poblacion. Duero	1996	2013	USF	DA RFU- 7	/		LGU	Duero
6. Dioscoro Halina	Calabacita, Jagna	2007		USF	DA RFU- 7		/	LGU	Jagna
7. Pedro Madeloza	Cupa, G-Hernandez	2000		USF	DA-RFU7	/		LGU	G-Hernandez
8. Ranulfo Amper	Basdio, Guindulman	1994		USF Ubay	DA RFU -7	/		LGU	Guindulman
9. Adolfo, Varquez	Jimilian, Loboc	2007		USF, Ubay	DA RFU -7		/	LGU	Loboc
10. Norman Miano	Abaca, Mabini	2000		PCC / USF	DA RFU- 7	/		LGU	Mabini
11. Edilberto Dongel	San Rafael, Mabini	2007		USF, Ubay	PCC	/		LGU	Mabini
12. Nathaniel Cagas	Dusita, Sierra Bullones	2007		USF	PCC	/		LGU	S-Bullones
13. Benedicto Dultra	Guinob-an, Sevilla	2001		PCC / USF	DA RFU -7	/		LGU	Sevilla
14. Richard Madronero	Valencia			PCC	PCC	/		LGU	Valencia
<b>Total 3 &gt;</b>	<b>14 AI Technicians</b>					<b>11</b>	<b>3</b>		

**Table 9c. UNAIP Village-based AI Technician Directorate, Bohol , as of December 2013**

Name of Technician	Complete Address	Year Trained		Place of Training	Sponsor	Status of Technician			Specific Area of Assignment
		Basic	Advance			Active	In-active	Affiliation	
District 1									
1. Jose Handumon	Sikatuna, Bohol			USF, Ubay Bohol	PCC	/		VBAIT	Sikatuna
<b>Total 1 &gt;</b>	<b>1 AI Technician</b>					<b>1</b>			
District 2									
1. Diomedes Boyles	Benliw, Ubay	2006		USF, Ubay Bohol	PCC		/	VBAIT	Ubay
2. Tito Garcia	Biabas, Ubay	2010		USF, Ubay Bohol	PCC	/		VBAIT	Ubay
3. Marcelino Castro	Camambugan, Ubay	2006		USF, Ubay Bohol	PCC	/		VBAIT	Ubay
4. George Ciroy	Lomangog, Ubay	2007		USF, Ubay Bohol	PCC	/		VBAIT	Ubay
5. George Villadores	Villa Teresita, Ubay	2010		USF, Ubay Bohol	PCC		/	VBAIT	Ubay
	<b>5 AI Technician</b>					<b>3</b>	<b>2</b>		
District 3									
1. Bienvenido Curay Jr	Cambaol, Alicia	2010		USF, Ubay Bohol	PCC	/		VBAIT	Alicia
2. Joseph Rojo	Tubod, Candijay	2007		USF, Ubay Bohol	PCC	/		VBAIT	Candijay
3. Gerardo Gaudicos	Katipunan, Carmen	2010		USF, Ubay Bohol	PCC		/	VBAIT	Carmen
4. Juanito Palado	Pob. Sur, Carmen	2010		USF, Ubay Bohol	PCC	/		VBAIT	Carmen

Name of Technician	Complete Address	Year Trained		Place of Training	Sponsor	Status of Technician			Specific Area of Assignment
		Basic	Advance			Active	In-active	Affiliation	
5. Alvin Granada	Cat. Sur, Guindulman	2006		USF, Ubay Bohol	PCC	/		VBAIT	Guindulman
6. Desiderio Vallente	San Jose, Mabini	2007		USF, Ubay Bohol	PCC	/		VBAIT	Mabini
7. Jonerie Gumapac	Bagumbayan, Pilar	2010		USF, Ubay Bohol	PCC		/	VBAIT	Pilar
8. Elmerio Saletrero	Estaca, Pilar	2007		USF, Ubay Bohol	PCC		/	VBAIT	Pilar
<b>Total 3&gt;</b>	<b>8 AI Technicians</b>					<b>5</b>	<b>3</b>		
<b>Grand total &gt;&gt;</b>	<b>14 AI Technicians</b>					<b>9</b>	<b>5</b>		

## ACCOMPLISHMENTS

### • Artificial insemination services

**Ruminants.** This year, a total of 2,624 cattle beef, 598 dairy cattle, 4,091 carabaos and 105 goats were inseminated achieving an average conception rate of 71.51% and 44.39% for cattle and carabao, respectively. Offsprings production recorded a total of 1,687 beef, 149 dairy, and 950 carabaos. The economic contribution of AI to the industry for this year is its monetized value of offsprings amounting to P39,004,000.00 (See Table 11).


**Table 11. Monetized Value of Offsprings Produced from AI, Bohol, Jan.- Dec. 2013**

	Offsprings produced (hds)	Estimated Value per head (P)	Total Monetized value (P)
Cattle beef	1,687	14,000.00	23,618,000.00
Cattle dairy	149	14,000.00	2,086,000.00
Carabao	950	14,000.00	13,300,000.00
<b>Total &gt;</b>	<b>2,786</b>		<b>39,004,000.00</b>
Piglets	4,319	1,500.00	<b>6,478,500.00</b>

The achievement of good performance this year, with higher targets and improved reporting of offsprings produced can be accounted to more motivated technicians brought about by the provision of calf drop cash incentives by the PCC and DA-UNAIP.

Per information, total cash incentives worth P101, 300.00 from the PCC, were received by 43 technicians who were able to produce 1,013 calves. On the other hand, 34 technicians producing 1,722 offsprings, also received a total amount of P172,260.00 from the DA-UNAIP.

**Swine.** The province has eight (8) functional Artificial Breeding Centers (ABC's) for swine which are solely operated by LGUs. Records showed 626 heads of swine were inseminated for year



2013 (see Table 12 below) producing a total piglets of 4,319 with a monetized value of P6,478,500.00 The office extends technical assistance in terms of semen examination, provision of breeders and health services of breeder boars.

**Table 12. Swine AI Services at Municipal ABCs, Bohol, Jan. - Dec. 2013**

District / Municipality		Swine Inseminated ( heads )			Offspring produced
		Sow	Gilt	Total	
1	District 1 Antequera	51	27	78	454
	<b>Total 1 &gt;</b>	<b>51</b>	<b>27</b>	<b>78</b>	<b>454</b>
1	District 2 San Miguel	75	58	133	737
2	Talibon	58	37	95	617
3	Ubay				
	<b>Total 2 &gt;</b>	<b>133</b>	<b>95</b>	<b>228</b>	<b>1,354</b>
1	District 3 Duero	58	28	86	536
2	Jagna	43	35	78	527
3	Mabini	95	37	79	895
4	Pilar	42	37	79	553
	<b>Total 3 &gt;</b>	<b>238</b>	<b>137</b>	<b>322</b>	<b>2,511</b>
	<b>Grand total &gt;&gt;</b>	<b>422</b>	<b>259</b>	<b>628</b>	<b>4,319</b>

• **Other accomplishments**

**a) Heat synchronization.** Only trained and skilled technicians can perform heat synchronization as this requires skill and timing to prevent accidental loss of offsprings. This year, a total of 680 barangays were covered serving a total of 3,049 animals (see Table 13 below).

**Table 13. Heat Synchronization Summary Report, Bohol, Year 2013**

Month	Areas covered		Animals served (hds)		
	Municipality	Barangay	Cattle	Carabao	Total
Jan.	7	30	8	16	24
Feb.	17	77	36	313	349
Mar.	21	90	50	524	574
Apr.	14	37	40	73	113
May	11	47	25	183	208
June	17	77	27	302	329
Jul.	17	59	25	241	266
Aug.	12	47	18	242	260
Sept.	25	91	28	412	440
Oct.	9	28	26	88	114
Nov.	13	42	24	121	145
Dec.	16	55	20	207	227
<b>Total &gt;</b>		<b>680</b>	<b>327</b>	<b>2,722</b>	<b>3,049</b>

Animal health services like deworming, vitamin supplementation and consultation with farmers are also given free during this activity, to ensure a higher productivity rate particularly on breeders.

**b) Uterine flushing.** The implementation of uterine flushing is new to the Office. In fact, it started in Dec. having served 85 heads of carabaos.



**c) Procurement of frozen semen.** As the province has no capacity to process frozen semen, the office relied on its availability from the PCC, DA-RFU 7 and NDA, at no cost. Records show that a total of 13,205 straws were received this year with an estimated worth of P3,784,940.00 (see Table 14 below).

**Table 14. Frozen Semen Straws Procured By Sources, Bohol, Year 2013**

	Straws	Breed	Source	Estimated Cost/straw (P)	Total Cost (P)
Carabao	6,824	Bulgarian Murrah Buffalo	PCC	400.00	2,729,600.00
Cattle beef	4,535	Brahman	DA-RFU 7	140.00	634,900.00
		Holstein Friesian	NDA	500.00	225,000.00
Cattle dairy	1,396	Holstein Sahiwal	DA-RFU 7	140.00	195,440.00
Total >	<b>13,205</b>				<b>3,784,940.00</b>

**d) Program Assessment and Evaluation.** Different strategies are adopted in the conduct of assessment and evaluation of the program:

Conduct of regular **on field monitoring** which is managed by the Provincial AI Coordinator together with the designated District Coordinators. This is undertaken to ensure efficient execution of services. Focus is given on the status of liquid nitrogen, availability of frozen semen and AI supplies, reports collection and validation as well as interaction with technicians to resolve problems and issues met in relation to AI.

**Meetings and Conferences** are regularly conducted at the provincial level to discuss accomplishments, share and resolve issues during field services and technology updating. This year, a total of 3 meetings were conducted and attended by AI Technicians province-wide. The assistance or presence of the Director of Phil. Carabao Center (PCC) during conferences is very essential particularly on issues pertaining to the implementation of AI in carabaos.



**Program Assessments** for mid-year and year-end is always conducted to evaluate the status of program implementation and the factors affecting completion of targets and performances. Basing from these results, this is also the time that initial plans are formulated for the succeeding year.

**e)** Hosted the UNAIP Regional Meeting last March 21-22 and the Regional UNAIP Mid-year Assessment last July 31, which were participated by AI Coordinators of the whole region 7.

**f) Provincial AI staff serving as facilitators** -The provincial-based technicians also served as facilitator and trainer during the conduct of four (4) trainings on Basic AI and Pregnancy Diagnosis (see Table 15 below) participated by AI technicians from different provinces and sponsored by the Philippine Carabao Center.



**Table 15. AI Trainings Facilitated/Assisted by OPV-Bohol, Year 2013**

Date	Title of Training	Participants	Sponsor
Feb. 4 - Mar. 2	Basic AI & Pregnancy Diagnosis Training	Bohol, Leyte, Negros	PCC
June 17 - Jul. 5	Basic AI & Pregnancy Diagnosis Training	Bohol, Leyte, Negros, Bacolod	PCC
Aug. 5 - 24	Basic AI & pregnancy Diagnosis Training	Bohol, Cebu, Leyte, Iloilo	PCC
Sept. 24 -18	Basic AI & Pregnancy Diagnosis Training	Bohol, Leyte	PCC

- Natural Breeding Services (Livestock Breeder Assistance)**

The distribution of swine breeders through the Swine Breeding Tandem Re-stocking (SBTR) Program of the Department of Agriculture, improved the breeder stocks of the LGU-operated Artificial Breeding Centers (ABC's). This year, 7 piglets were collected as re-dispersal animals, 4 of which were distributed to the Federated Senior Citizens Association of San Isidro, municipality of Anda and 3 piglets to Sta. Cruz United Farmers Association of Sagbayan.



### PROVINCIAL LIVESTOCK and POULTRY FARM

The OPV-managed facility located in barangay Roxas, Bilar was established in 1997, primarily, serving as a pooling place for pass-on animals from the LETS HELP Bohol Program areas. Aside from being a production center, it becomes a learning place and drop-off point of visitors, farmers and students, being part and parcel of the Bohol Biodiversity Complex.

Farm operation has sustained for seventeen (17) years with the meager resources of the office. Projects like goat, swine and native chicken production, demo plots of improved forages and vermi-composting are managed by 7 regular personnel with the support of 4 personnel on job order status.

### ACCOMPLISHMENTS

**Native Chicken Production.** To date, 100 hens and 15 cocks are maintained as breeders for hardened chick production. This primarily supports the chicken requirements of beneficiaries' provincewide. Records indicated a total of 1,096 hardened chicks were distributed to the municipalities namely Balilihan, Loon, Tubigon, Buenavista, Bien Unido, Pres. Garcia, Sagbayan, San Miguel, Talibon, Ubay, Bilar, Batuan, Anda, Carmen and Garcia Hernandez.



The farm served as the main center in the production of breeder stocks to support the newly established Municipal Native Chicken Production Centers. Initially, a total of 175 heads were provided to 7 centers namely, Sikatuna, Sagbayan, Trinidad, Alicia, Jagna, Duero and Valencia.

The production of hardened chicks slowed down on the last semester. Egg production recorded a total of 6,150. However, this had stop together with incubation activities due to electric power problem experienced by the province after the earthquake in October.

**Swine Production.** A total of 42 piglets were produced last year from the three (3) sows which were maintained as breeders (Table 17).

**Table 17. Status of Swine Production Project, PLPF, Bohol, Year 2013**

Mo.	Stocks last month	New Arrival	Offsprings produced	Total Stocks this mo.	Disposal this month (hds)						Balance stocks this mo.
					Dead	Culled	ES	Dispersed	Sold	Total disposal	
1	2	3	4	5=(2+3+4)	6	7	8	9	10	11=(4+5+6+7+8)	12=(5-11)
Jan.	5			5				1		1	4
Feb.	4			4						0	4
Mar	5				1					0	4
Apr	4	7	8	19	1			4		5	14
May	14		21	35	3			3		6	29
Jun	29	1		30						0	30
Jul	30			30	1			15		16	14
Aug	14			14		1		5		6	8
Sep	8	2		10						0	10
Oct	10	4	13	27	3					3	24
Nov	24			24	2	1		7		10	14
Dec	14			14			1			1	13
<b>Total &gt;</b>		<b>14</b>	<b>42</b>		<b>11</b>	<b>2</b>	<b>1</b>	<b>35</b>	<b>0</b>	<b>48</b>	

Additional 14 heads piglets from project cooperators of the Swine Breeder Tandem Restocking Program (SBTR) were also temporarily deposited in the farm. These piglets were distributed to the municipalities of Garcia Hernandez, Anda, Talibon, Mabini and Ubay. As of year-ending, 10 piglets are available for distribution. One (1) senior boar was provided to LGU Batuan as replacement stock to support its artificial insemination services.

**Goat Production.** The farm is maintaining 17 heads of breeders which had been availed through DA-RFU 7 in year 2012 producing kids. Records indicated 3 bucks were dispersed as buck loan to raisers from Bien Unido, Balilihan and Dimiao, while 10 heads, as of December are ready for distribution.

**Forage Development.** Forty four (44) demo plots planted to different species of improved forages and 10 plots of ethno-veterinary species are maintained in the farm. These had become a source of planting materials at the same time a learning showcase for interested clients.

**Waste Management.** Wastes generated from farm animals are proven to be good substrate in **vermi-composting**. The farm has operated 3 beds of vermi-compost producing a total of 5,896 kilograms vermicast (see Table 18 below). Ten (10) kgs. of which were sold and the rest were used to fertilize the forage area in the farm. Four (4) kgs. of vermi-worms were also shared to the BEMO as breeders.

**Table 18. Performance of Vermi-composting Project, PLPF, Bohol, Year 2013**

Date	Production	
	Vermicast (kgs)	Vermi-worms (kgs)
Jan. 11	549	8
Feb. 20	530	16
Mar. 3	528	6
Apr. 19	466	13
May. 8	500	11
June. 18	597	9
Jul. 18	449	8
Aug.	493	7
Sept.	468	6
Oct.	425	6
Nov.	368	7
Dec.	523	6
<b>Total &gt;</b>	<b>5,896</b>	<b>100</b>



Aside from vermi-composting, this year, the PLPF is fortunate to have availed one (1) concrete **biogas digester**. This was installed through the financial and technical assistance of the Bureau of Animal Industry (BAI), Quezon City on the second semester of the year. The model, worth P100,000.00, according to the BAI experts, is said to be the second model in the whole Philippines.

This unit, which can accommodate the wastes of 10-30 pigs, was constructed beside the piggery thus utilizing pig wastes into gas. Since the first week of October till December, gas production was recorded at 3.6 cu.m.

Gas fittings and pipes still need to be completed by the first quarter of the succeeding year in order to maximize the utilization of gas produced from the unit. As part of their commitment, the BAI also promised to provide a brooder lamp, a gas stove and rice cooker, all of which will be using biogas for its operation.



**PLPF as Learning Area.** Just like other years, the farm has been the target area for field visits. This year, a total of 213 visitors and observers from different places came as part of their learning experiences (see Table 19 below). Finally, the long-awaited staff house has been constructed with a space provided to serve as orientation area during visitation.

**Table 19. Visitors at the PLF-Bilar, Bohol, Year 2013**

Date	No.	Type of visitors	Purpose of visit
Jan. 27	80	Chinese Ambassador & Party	Project visit
Feb. 26	10	DepEd & DAR employees with coop members from Clarin	study tour
Mar.	2	OPV, Mr. Doydora, Engr. Bulilan	site visit & planning
Apr.	2	UPLB with Mr. Doydora	blood sampling of native chicken
Apr. 13	15	LGU Carmen headed by MAO Irrigators	farm visit
Apr. 23	80	Association headed by OPA	
June		New Zealand, Japan, United States	Jr. Boy Scout Camping
		Batuan Farmers (POs)	AH Management practicum
Jul. 12	2	GSO	inspection of newly-constructed staff house
Aug. 5	1	Farmer	request castration
Aug. 20	10	BISU students	educational tour
Aug. 29	1	BAI personnel	inspect biogas project
Sept. 23	10	BISU students	educational tour

### **LIVESTOCK-BASED ENTERPRISE SUPPORT PROGRAMS & PROJECTS**

#### **PROVINCIAL DAIRY DEVELOPMENT PROGRAM**

Developing the dairy industry in Bohol is a mandate of both national government institutions - the National Dairy Authority (NDA) for cattle and the Philippine Carabao Center (PCC) for carabao. The Provincial Government through the Office of the Provincial Veterinarian serves as the coordinating office for these institutions. Specifically, the office provides support in the areas of marketing and strengthening the capacities of People's Organizations engaging in dairy production and processing.

#### **ACCOMPLISHMENTS**

**Gatas sa Eskwelahan para sa Kabataan ug Katawhan Project.** Anchored by the PCC under the Comprehensive Health Agricultural Technologies and Tourism Opportunities (CHATTO) Program, this project started in 2011 which aimed at i) reducing if not eliminating malnutrition among children and ii) serves as promotional and marketing strategy for carabao's milk produced at the PCC and its assisted PO's.

To date, thirty nine (39) public schools province-wide became partners of the project and were provided at no cost, 39 freezers (33 from the OPV and 6 from PCC. However, as of year-ending, only 33 schools were actively operating since 6 had stopped due to management issues. This year, records gathered from 26 schools revealed a total sale of P1,180,779.50 with a net income of P186,278.00 (see Table 20 below).

**Table 20. Sale & Net Income of Schools under Gatas sa Eskwelahan Project, Bohol, Year 2013**

	Name of School	Municipality	Total Sales (P)	Net Income (P)	Period Covered
<b>District 1</b>					
1	San Roque National High School	Albur	24,069.00	2,260.00	Jun-Oct
2	Antequera Central Elem. School	Antequera	44,930.00	5,669.00	Jan-Oct
3	Cong. Malasarte National High School	Balilihan	17,971.00	3,090.20	Jan-Dec
4	Balilihan Central Elem. School	Balilihan	34,350.00	5,769.00	Jan-Sept
5	Corella High School	Corella	17,000.00	4,250.00	Jun-Oct
6	Biking National High School	Dauis	18,000.00	3,101.00	Jan-Oct
7	Tubigon Central Elem. School	Tubigon			no report
<b>District 2</b>					
1	Cangawa High School	Buenavista	40,105.00	9,428.00	Jan-Oct
2	Bohol Island State University	Clarin			no report
3	Nahawan National High School	Clarin			no report
4	Getafe Central Elem. School	Getafe	74,086.00	17,808.00	Jan-Dec
5	Campao High School	Getafe	32,956.50	7,418.00	Jun-Oct
6	Inabanga National High School	Inabanga	33,245.00	6,907.00	Jan-Oct
7	CPG Central Elem. School	CP Garcia			no report
8	Mahayag High School	San Miguel	84,018.00	4,692.00	Jun-Oct
9	San Miguel Tech. Vocational	San Miguel	81,145.00	9,767.50	Jan-Dec
10	Bugang High School	San Miguel	13,140.00	1,095.00	Aug-Oct
11	San Jose National High School	Talibon	157,575.00	8,385.00	Jan-Dec
12	Tipolo Elem. School	Ubay	20,396.00	2,286.00	Jun-Oct
13	Biabas Elem. School	Ubay			no report
<b>District 3</b>					
1	Alicia Tech Vocational	Alicia	16,819.00	3,458.50	Jun-Sept
2	La Hacienda National High School	Alicia	50,561.00	5,413.35	Jan-Dec
3	Batuan Central Elem. School	Batuan	27,300.00	5,353.00	Mar-Oct
4	Candijay Central Elem. School	Candijay	70,373.25	16,722.00	Jan-Oct
5	Guinsularan High School	Duero			no report
6	Guinacot High School	Guindulman	112,452.00	34,478.00	Jan-Oct
7	Guindulman Central Elem. School	Guindulman	26,080.00	6,474.75	Jun-Oct
8	Faraon High School	Jagna	36,770.00	5,535.00	Jun-Oct
9	Lila National High School	Lila	43,890.00	12,491.00	Jun-Oct
10	San Roque High School	Mabini			no report
11	S-Bullones Tech Vocational	Sierra Bullones	65,496.75	2,381.70	Jan-Oct
12	S-Bullones Central Elem. School	Sierra Bullones	20,265.00	1,355.00	Jan-Dec
13	Valencia Tech Vocational	Valencia	17,786.00	690.00	Jun-Oct
<b>33 schools</b>			<b>1,180,779.50</b>	<b>186,278.00</b>	

Aside from equipment support, the Provincial Government through the OPV has extended technical support to dairy cooperatives in terms of technicians assigned in the dairy zones. Five (5) personnel were deployed primarily to perform functions like collection of milk from farmers, assistance to artificial insemination and animal health services of dairy animals as well assist dairy coops during meetings to respond or facilitate resolutions to related matters.



**Dairy Male Calf Fattening.** The office is also coordinating with the National Dairy Authority (NDA) on the implementation of the Dairy Male Calf Fattening Project where male calves aged 8 months to 1 year are loaned to People's Organizations.

The distribution of animals depended on the readiness of the PO to comply the required forage area and the approval by the NDA. This year, 2 POs, the ADFAT of Tubigon and Sto. Nino FA of Balilihan



received 10 heads each for its second round of the project. Records of year 2013 indicated a sale of P229,670.00 and net income of P71,990.00 of Cogon Norte SCFO and Sto. Nino FA, all of Balilihan and BOMMOCA of Valencia (see Table 21 below).

**Table 21. Dairy Male Calf Fattening Project Performance Report, Bohol, Year 2013**

Name of PO	Municipality	Recipients	Animals Sold	Weight of Animals		Sales (P)	NDA (P)	Net Income (P)
				Initial (kgs)	Final (kgs)			
Cogon Norte SCFO	Balilihan	2	2	224	444	27,000	15,680	11,320
Sto. Nino FA	Balilihan	7	7	1,006	1,664	99,870	70,420	29,450
BOMMOCA	Valencia	8	8	1,022	1,371	102,800	71,580	31,220
<b>Total &gt;</b>		<b>17</b>	<b>17</b>	<b>2,252</b>	<b>3,479</b>	<b>229,670</b>	<b>157,680</b>	<b>71,990</b>

**Monitoring and Evaluation.** Meetings and assessment with program players are very essential to know the status of the dairy program implementation. For year 2013, four (4) consultative meetings, 2 assessments of the Gatas sa Eskwelahan Project and 1 year-end assessment of dairy coops were conducted (see Table 22 below).



**Table 22. Dairy Consultative Meetings & Assessments, Bohol, Year 2013**

	Activity	Date	Participants	Venue
1	Dairy Program Consultative Workshop	April 30	10	Galilea, Panglao
2	Dairy Planning Workshop	July 4-5	15	Galilea, Panglao
3	Dairy Consultative Meeting	Sept. 26	10	PCC, Ubay
4	Dairy Consultative workshop	Dec. 2-3	17	JJ's Seafood , Tagb City
5	Mid-Year Assessment of Gatas sa Eskwelahan Project	June 27	45	JJ's Seafood , Tagb City
6	Year-End Assessment of Gatas sa Eskwelahan Project	Dec. 18	40	JJ's Seafood , Tagb City
7	Year-End Assessment of Dairy Coops	Dec. 11	50	PCC, Ubay

The office is also monitoring and collecting data on monthly raw milk production from the NDA and PCC and its assisted dairy POs (see Table 23 below).



**Table 23. Provincial Monthly Milk Production, Province of Bohol, Year 2013**

Month	Phil. Carabao Center (PCC)			National Dairy Authority (NDA)	Total Production (liters)
	PCC herd	Assisted POs	Total		
Jan.	5,555.90	2,494.15	8,050.05	14,162.30	22,212.35
Feb	4,233.70	3,289.45	7,523.15	14,301.40	21,824.55
Mar	4,622.90	3,451.40	8,074.30	12,852.80	20,927.10
Apr	3,036.70	3,469.35	6,506.05	12,426.00	18,932.05
May	2,547.43	2,194.02	4,741.45	14,477.50	19,218.95
Jun	1,998.10	3,713.62	5,711.72	13,345.60	19,057.32
Jul	2,515.00	3,723.25	6,238.25	13,539.00	19,777.25
Aug	3,360.20	3,710.55	7,070.75	12,421.80	19,492.55
Sep	6,107.90	3,767.28	9,875.18	11,135.00	21,010.18
Oct	7,291.90	4,409.42	11,701.32	16,974.20	28,675.52
Nov	9,395.90	3,199.42	12,595.32	16,696.10	29,291.42
Dec	14,810.97	3,839.11	18,650.08	16,550.40	35,200.48
<b>Total &gt;</b>	<b>65,476.60</b>	<b>41,261.02</b>	<b>106,737.62</b>	<b>168,882.10</b>	<b>275,619.72</b>

Source of data: PCC & NDA

For the year 2013, records show a total provincial annual milk production of 275,619.72 liters (see Table 24 below).

**Table 24. Provincial Summary of Annual Milk Production, Bohol, Year 2013**

Milk Producing Agencies	Annual Milk Production (liters)		
	PCC-assisted POs	PCC Herd	Total
Philippine Carabao Center	41,261.02	65,476.60	106,737.62
National Dairy Authority			168,882.10
<b>Annual total &gt;</b>			<b>275,619.72</b>

Source: PCC & NDA

On a per day basis, milk production showed a total of 1,140 liters while utilization through sale is 275 liters and institutional use of 305 liters. On this note, the remaining 650 liters of milk is still sufficient for other uses, whether raw or in processed products.



One of the most significant accomplishments of the program this year is the participatory development of a Dairy Marketing Plan spearheaded by OPV with the active participation of line agencies; the PCC, NDA, USF, and DA with the RTD for Research of the DA-RFU 7. The final proposal has already been submitted to NDA and DA for possible assistance next year.

### LIVESTOCK-BASED ENTERPRISES

**Product Development.** Ten (10) trainings and meat-based processing demonstrations were conducted this year (see Table 25 below) with trained OPV staff serving as facilitators. These trainings were area-based and attended by different levels of clients: PO members, women's group, employees and walk-in clients particularly during heat caravan.



**Table 25. Meat Processing Trainings/Demo Conducted by OPV, Bohol, Year 2013**

Title Of Training	Date	Venue	Participants		Sponsoring Agency
			No.	Type	
1. Meat Processing Demo		Hanopol, Balilihan		Walk-in	OPV (Agri Caravan)
2. Meat Processing Training	Mar. 7	Sto. Nino, San Miguel	30	Farmers Coop	OPV-LGU
3. Meat Processing Demo	Mar. 27	Biabas, Ubay			OPV (Agri Caravan)
4. Meat Processing Training	June 18-19	USF, Ubay	20	POs Federated	OPV - DA7
5. Meat Processing Training	Aug. 7	Balilihan	25	Women's Asso.	OPV-LGU
6. Meat Processing Training	Aug. 14	Bien Unido	30	POs	OPV-LGU
7. Meat Processing Demo	Sept. 2	Capitol		Employees	OPV
8. Meat Processing Demo	Sept. 6	OPV		Employees	OPV
9. Meat Processing Training	Nov. 21	Candelaria, Dagohoy	25	POs	OPV
10. Meat Processing Demo	Dec. 20	OPV		Employees	OPV

**Support to livestock marketing.** There are only 2 Livestock Oksyon Markets (LOM) in the province, located at Catigbian which holds market every Monday and Sagbayan every Friday. The 2 municipal-managed LOMs are central marketing facilities where livestock are displayed for auction.

A monitoring officer is designated purposely by the office is to keep an eye on LOM activities, collect data during operation and provide technical assistance when necessary particularly on grading of livestock for sale.

**Table 26. LOM Transaction Summary Report, Year 2013**

	Livestock Auction Markets		Total
	Catigbian	Sagbayan	
CATTLE			
Displayed	2,955	3,577	6,532
Sold	1,711	2,463	4,174
% Sold	58	69	64
CARABAO			
Displayed	2,775	2,561	5,336
Sold	1,249	1,612	2,861
% Sold	45	63	54
<b>Income Generated (P)</b>	<b>581,576.00</b>	<b>530,180.00</b>	<b>1,111,756.00</b>

For this year, a total of 6,532 cattle were displayed with an average sale of 64% while for carabao, only 54% were sold out of the total 5,336 displayed animals. Total annual income generated from both LOMs amounted to P1,111,756.00 (see Table 27 below).

**Table 27. Monthly Income Generated from LOM Operation, Bohol, Year 2013**

Month	CATIGBIAN	SAGBAYAN	TOTAL INCOME (P)
Jan.	63,240.00	36,380.00	99,620.00
Feb	55,603.00	32,960.00	88,563.00
Mar	38,510.00	34,780.00	73,290.00
Apr	65,964.00	49,800.00	115,764.00
May	51,453.00	66,040.00	117,493.00
Jun	40,915.00	52,640.00	93,555.00
Jul	54,714.00	49,680.00	104,394.00
Aug	40,310.00	57,860.00	98,170.00
Sep	62,020.00	42,720.00	104,740.00
Oct	26,289.00	34,380.00	60,669.00
Nov	26,783.00	30,440.00	57,223.00
Dec	55,775.00	42,500.00	98,275.00
<b>Total &gt;</b>	<b>581,576.00</b>	<b>530,180.00</b>	<b>1,111,756.00</b>

The sale of livestock at LOMs depends on the demand of buyers particularly on lean months. For the months of February – March, the demand for carabaos is not for draft but rather for slaughter purposes. Other factors that affected sale are; i) price of livestock are not affordable especially those that are for slaughter purposes and ii) the quality of animals does not meet the standards of buyers. Of the total animals sold, the data of sale by purpose (see Table 28 below) indicated a high % for slaughter.

**Table 28. LOM Transaction By Purpose, Bohol, Year 2013**

CATTLE	Total (heads)				Sold Animals by Purpose (Hds)								
	Displayed	Sold			Breeder			Fattener			Slaughter		
		M	F	T	M	F	T	M	F	T	M	F	T
Catigbian	2,955	973	738	1,711	70	233	303	237	70	307	666	435	1,101
Sagbayan	3,577	1,398	1,065	2,463	87	298	385	350	105	455	961	662	1,623
<b>Total &gt;</b>	<b>6,532</b>	<b>2,371</b>	<b>1,803</b>	<b>4,174</b>	<b>157</b>	<b>531</b>	<b>688</b>	<b>587</b>	<b>175</b>	<b>762</b>	<b>1,627</b>	<b>1,097</b>	<b>2,724</b>

CARABAO	Displayed	Sold			Breeder			Draft			Slaughter		
		M	F	T	M	F	T	M	F	T	M	F	T
Catigbian	2,410	612	496	1,108	56	171	227	148	50	198	407	273	680
Sagbayan	2,561	885	727	1,612	75	259	334	194	62	256	610	415	1,025
<b>Total &gt;</b>	<b>4,971</b>	<b>1,497</b>	<b>1,223</b>	<b>2,720</b>	<b>131</b>	<b>430</b>	<b>561</b>	<b>342</b>	<b>112</b>	<b>454</b>	<b>1,017</b>	<b>688</b>	<b>1,705</b>

<u>Sale by Purpose</u>	<u>Cattle</u>	<u>Carabao</u>
Breeder	16%	21%%
Fattener	18%	-
Slaughter	65%	63%
Draft	-	17%

On the other hand, prices of live animals in the municipalities are also collected through monthly price monitoring reports submitted by Livestock Technicians.

Although accreditation and licensing of livestock marketing operators like livestock dealers, buyers or transport carriers, is a non-devolved function of the DA, the office serves as coordinating arm and extends assistance in the application and renewal of licenses. This is to ensure that operators are compliant and knowledgeable with the regulatory requirements of the national government. This year, 36 applications for renewal of licenses were submitted to the DA-RFU 7 through the office.

### **ANIMAL & PUBLIC HEALTH PROGRAMS & PROJECTS**

#### **LIVESTOCK DISEASE PREVENTION and CONTROL PROGRAM**

One of the Mandates of the Office is to improve, develop and safeguard the livestock industry of the province to attain self-sufficiency in foodstuff of animal origin and to produce quality animals for food, draft, and breeding purposes.

To carry out this responsibility, disease prevention and control programs are implemented focusing on economically important and emerging diseases that threaten the industry such as Hemorrhagic Septicemia and Fasciola which affects small (goat) and large ruminants (cattle and carabao), Hog Cholera affecting swine, New Castles' Disease (ND) and Avian Influenza (AI) affecting poultry, Foot and Mouth Disease (FMD) for cloven-footed animals and canine Rabies, where dogs are the source of human rabies infection.

The year has been good for the province as no major livestock disease outbreak has been experienced. A major challenge as the frontline of defense is maintaining this disease-free status. Moreover, the Office has encountered an unusual challenge that tested our technical capacity and ability to respond to man-made and natural disasters.

### **ACCOMPLISHMENTS**

**Vaccination.** The conduct of vaccination in the barangays is handled by the Municipal Agricultural Offices, with the Livestock Technician on the lead and BALA as support force. Vaccines used were procured by the Provincial Government, provided by DA and some were directly procured by the MLGUs (see Table 29 below). This year, a total of 3,935 ruminants were vaccinated against hemosep.



**Table 29. Drugs and Biologics Procurement and Utilization, Bohol, Year 2013**

	Hemosep (bots)	NCD (bots)	Hog Cholera (bots)	Rabies (vials)	Dewormer (liters)	Vitamin (bots)	Mineral Supp (bots)
<b>PROCURED 2013</b>							
DA-RFU 7	50	54		1,400			
BAI			50	400			
OIE				2,000			
PGBh			25	1,008	248	254	135
<b>Total</b>	<b>50</b>	<b>54</b>	<b>75</b>	<b>4,808</b>	<b>248</b>	<b>254</b>	<b>135</b>
Estimated Value (P)							
balance of Stocks 2012	132	18	0	710	0	0	0
Total stocks on hand	182	72	75	5,518	248	254	135
<b>UTILIZATION Year 2013</b>							
Quantity	154	36	25	4,177	168	122	5
Municipalities	26	11	1	45	33		27
<b>Balance as of Dec. 2013</b>	<b>28</b>	<b>36</b>	<b>50</b>	<b>1,341</b>	<b>80</b>	<b>132</b>	<b>130</b>

**Serology.** Blood samples from different livestock species were collected for examination primarily to test the existence of zoonotic and emerging livestock diseases. Eighty eight (88) samples were submitted for FMD test while 34 samples for NCD test. These samples were taken from Tagbilaran , Bilar and Corella.

**Table 30. Blood Sampling Conducted, Bohol, Year 2013**

Samples	Source	Purpose
60	porcine	Foot & mouth disease (FMD) test
25	caprine	Foot & mouth disease (FMD) test
3	bovine	Foot & mouth disease (FMD) test
30	chicken	New castles' disease (NCD) test
4	duck	New castles' disease (NCD) test

Laboratory results from DA/BAI showed that all samples for FMD testing were negative against the disease. However, for ND test, the Hemmagglutination Inhibition (HI) revealed that 96% of the sera samples from chickens tested positive for antibodies against ND or Newcastles' Disease. These samples were taken from the barangays of Candua Occidental, Candua Oriental, Adlawan and Canlusong, all of the municipality of Valencia.



**Deworming.** According to the summary records (see Table 31 below), a total of 5,068 carabaos, 5,087 cattle, 2,875 goats, 2,314 swine, 2,225 chickens (poultry), 631 dogs and 7 cats were dewormed in year 2013.

**Table 31. Provincial Summary Report of Animals Dewormed, Bohol, Year 2013**

Animal (hds)	Vet Missions	Animal Clinics	Office Clients	MLGUs	Total
Carabao	847	990	75	3,156	5,068
Cattle	783	1,171	109	3,024	5,087
Goat	475	510	235	1,655	2,875
Swine	653	1,441	35	185	2,314
Chicken	850	1,365	10		2,225
Dog	130	235	96	170	631
Cat	6	1			7

**Fecalalysis.** Fecal collection and examination is necessary to assess the animal's worm load and degree of parasitic infestation. Results serve as guide in instituting animal health regimen and management practices. Fecalalysis is conducted on a per request basis. This year, 18 samples were taken from cattle, goats and carabao raised in Bilar (PLPF), Daus, Dagohoy and Sikatuna, to check the existence of endo-parasites.

**Diseas investigation.** Disease outbreak on ND was reported in the municipality of Valencia particularly in the barangays of Candua Occidental, Candua Oriental, Adlawan and Canlusong, specifically in the project sites of the Philippine Coconut Authority (PCA). Reports from the PCA and Municipal Agriculture Office Technician on high mortality of dispersed chickens in the said barangays prompted the Quick Response Team (QRT) to conduct field disease investigation and surveillance. Household survey through interviews was conducted along with blood sample collection and provision of support drugs and vitamin supplements.



It was also found out that the source of infection were chickens brought in by the supplier without proper Veterinary Quarantine Certification from concerned authority. In respond, immediate massive vaccination of poultry at risk was conducted covering 1,600 heads chickens using the recommended schedule of the DA Regional Laboratory.



Another disease investigation was conducted on the first week of July, together with blood and tissue collection on reported cases of massive deaths among ducks in barangay Estaca, Pilar. These ducks were part of their Rice-Duck Integrated Farming System Project. Results showed that the flock was negative of ND. Antibacterial and vitamin supplementation were provided together with the recommendation to enhance flock production management.



**Veterinary Mission.** In respond to the effects of the 7.2 magnitude earthquake that took place on October 15, the Office established its Veterinary Mission Command Center. In coordination with line agencies like DA, PCC, USF, the team initiated the conduct of Rapid Active and Passive Surveillance to assess the damages among livestock, poultry and companion animals. Based on the survey results, a number of animals were directly or indirectly affected by the earthquake.



**Table 32. Animals Directly or Indirectly Affected by the Earthquake, Bohol, Year 2013**

Species	Dead	Injured	Ill/In-appetent	Missing
Carabao	15	1	14	0
Cats	0	0	4	9
Cattle	11	8	17	0
Chickens	300	16	869	38
Dogs	5	0	36	4
Goats	10	2	3	0
Horse	0	1	4	0
Pigs	77	15	26	1

Source : Active and passive surveillance in 17 municipalities

Rehabilitation program was prepared and submitted to the Provincial Disaster Command Center for funding, consideration. Although estimated cost of livestock losses due to earthquake is minimal, it was worth noting that more animals were sacrificed or used as stress sale by the owners to generate cash for basic household needs like food and housing renovations.

Immediate response to minimize additional possible losses of animals due to stress was the conduct of Veterinary Mission in 8 severely affected municipalities of Antequera, Balilihan, Catigbian, Clarin, Cortes, Danao, San isidro, and Sagbayan with the support from GMA 7, DA, UNAHCO, PVMA-CV and the concerned MLGUs. The Veterinary Missions were able to serve 10,288 heads of animals and 2,288 clients in form of vaccination, deworming, vitamin supplementation and on site consultation (see Table 33 below), with an estimated cost involved of P303,018.00.



**Table 33. Veterinary Missions Summary Report of Services by Area, Bohol, Year 2013**

	Baang, Catigbian Oct. 29	Mahayag Norte, Catigbian Oct. 29	Sagbayan Dec. 3-4	Antequera Dec. 5	Cortes Dec. 6	Balilihan Dec. 6	Clarín Dec. 9	Catigbian Dec. 11	San Isidro Dec. 12	Danao Dec. 17	TOTAL
<b>Deworming</b>											
Carabao	73	34	197	43	14	72	68	60	145	141	847
Cattle	40	15	278	87	33	34	46	61	37	152	783
Goat	11		156	14	16	34	47	8	58	131	475
Swine	83	21	119	19	2	93	50	36	127	103	653
Chicken	53		310		27		75	385			850
Dog	36		57	20	13			4			130
Cat								6			6
<b>Vit-min supp</b>											
Carabao			120	11	15	10	56	33	97	46	388
Cattle			154	28	40	30	45	40	8	25	370
Goat			59	9	15	34	25	4			146
Swine	59	29	13	3			15	16	1	25	161
Chicken	155	17	271	483	297	228	777	1158	1181	567	5134
Dog		22	28	26	7			9	7	11	110
Cat								15		7	22
<b>Treatment</b>											
Carabao				1							1
Cattle							1				1
Swine							9		1	13	23
Dog				1					7		8
<b>Consultation</b>											
Carabao					1						1
<b>Vaccination</b>											
Hemosep											
Carabao			40					15			55
Cattle			44								44
Goat			15								15
Rabies				10	3			52			65
<b>Clients Served</b>											
Male	75	157	66	32	82	52		147	83	694	1,388
Female	132	75	29	28	45	13		50	78	450	900
Total	207	232	95	60	127	65	0	197	161	1,144	2,288
Est.											
Expenses (P)	19,230.00	24,358.00	13,871.00	6,120.00	16,644.00	6,332.00	18,664.00	22,270.00	24,020.00	151,509.00	303,018.00

**Veterinary clinics.** In time of the Heat Caravan in the municipalities which is spearheaded by the Provincial Government, the Office conducted animal health services through veterinary clinics. These services include consultation, treatment, vaccination, artificial insemination, deworming and dog castration and spaying (see Table 34 below). The office also tapped the assistance of the private sector like UNAHCO who in turn offered free veterinary samples, animal feeds and at times video shows featuring livestock production and management.

**Table 34. Animal Clinics Summary Report of Services by Area, Bohol, Year 2013**

	AGRI/HEAT CARAVAN				OUTREACH MISSION		ANIMAL CLINIC		SANDUGO	SUMAD	TOTAL
	Hanopo I, Balilihan Feb. 23	Trinidad Mar. 13	Biabas, Ubay Mar. 26	Ubay Sept. 4	Poblacion, Sagbayan Feb. 9	Poblacion, Panglao Feb. 26	Poblacion, Antequera Mar. 12	Catigbian June. 17	Plaza Rizal Tagbilaran Jul. 23	Balilihan Sept. 23	
<b>Deworming</b>											
Carabao	121	226	205	114	161	12	17	115	1	18	990
Cattle	83	362	192	102	154	91	33	134	1	19	1,171
Goat	38	134	42	24	132	78	12	38	3	9	510
Swine	194	353	201	221	194	148	42	55		33	1,441
Chicken		362		763			240				1,365
Dog			20	18	55	72		47	4	19	235
Cat			1								1
<b>Vit-min supp</b>											
Carabao	27	3	21	25			20				96
Cattle	16	1	12	2			15				46
Goat	9	10					18				37
Swine		52		110			52		4	60	278
Chicken	208	19	533	679	872	394	130	363	10	240	3,448
Duck						17					17
Dog		16		20			98			18	152
Cat							2				2
<b>Treatment</b>											
Carabao		7									7
Cattle				11							11
Goat		3									3
Swine		1		21							22
Chicken				10							10
Dog				2							2
<b>Consultation</b>											0
<b>Clients Served</b>											
Male	99	59	67	55	38	34	33	53	4	30	472
Female	58	176	83	109	139	54	47	38	2	41	747
<b>Total</b>	<b>157</b>	<b>235</b>	<b>150</b>	<b>164</b>	<b>177</b>	<b>88</b>	<b>80</b>	<b>91</b>	<b>6</b>	<b>71</b>	<b>1,219</b>

**Table 34a. Summary of Animal Health Services, Province of Bohol, Year 2013**

	Conducted by OPV			Conducted by Mun LGU	TOTAL
	Animal Clinics	Vet. Mission	Office Clients		
<b>Deworming (hd)</b>					
Carabao	990	847	75	3,156	5,068
Cattle	1,171	783	109	3,024	5,087
Goat	519	475	235	1,655	2,875
Swine	1,441	653	35	185	2,314
Chicken	1,365	859	10		2,225
Dog	235	130	96	170	631
Cat	1	6			7
<b>Vit-min supp (hd)</b>					
Carabao	96	388	29		513
Cattle	46	370	25		441
Goat	37	146	55		238
Swine	278	161	28		467
Chicken	3,448	5134	360		8,942
Duck	17				17
Dog	152	110	32		294
Cat	2	22			24
<b>Treatment (hd)</b>					
Carabao	7	1	14		22
Cattle	11	1	21		33
Goat	3		36		39
Swine	22	23	34		79
Chicken	10		90		100
Dog	2	8	112		122
Cat			1		1
Horse			1		1
<b>Consultation (hd)</b>					
Carabao		1	4		5
Cattle			5		5
Goat			8		8
Swine			6		6
Chicken			15		15
Dog			77		77
Cat			1		1
<b>Castration (hd)</b>					
Cattle			1		1
<b>Vaccination (hd)</b>					
Hemosep					
Carabao		55			55
Cattle		44			44
Goat		15			15
Dog 5 in 1			7		7
Dog Rabies		65	54		119
<b>Necropsy</b>					
Turkey			1		1
<b>Clients Served</b>					
Male	472	694	214		1,380
Female	747	450	137		1,334
<b>Total</b>	<b>1,219</b>	<b>1,144</b>	<b>351</b>		<b>2,714</b>

## MEAT CONTROL and SAFETY PROGRAM

Ensuring the safe flow of food of animal origin from the point of production to the food table of consuming community is one major issue that the Office is trying to address. Efforts at the moment are limited only to monitoring and coordination with municipalities with slaughterhouses pending the enactment of a Provincial Ordinance for the establishment of the Provincial Meat Inspection Service Unit. This unit is envisioned to be part and parcel of the office organizational structure and shall be spearheading the implementation of all activities related to meat inspection.

## ACCOMPLISHMENTS

**Monitoring.** Monitoring of municipal-operated slaughterhouses has been done continuously, particularly during slaughtering operation. Primarily, this is performed to check that the operation of the facility adhere to the standards set by the National Meat Inspection Service (NMIS). Aside from on field monitoring, Meat Inspectors are also convened to discuss issues/ problems in their areas of jurisdiction and are provided techno and legal updating to capacitate them in the delivery of their regulatory functions. During this time, the BAMI or Bohol Association of Meat Inspectors has also the opportune time to discuss organizational matters.

**Capacity Enhancement.** An orientation seminar on Good Manufacturing Practices (GMP) participated by 16 butchers and vendors was conducted by OPV Veterinarians and 1 NMIS representative on February 1 in the municipality of Loboc. This is to create awareness and update all personnel involved in slaughterhouse operation on good practices and the appropriate condition that will ensure meat and meat products quality and safety.

**Reporting.** Monthly reports from municipal-operated slaughterhouses are submitted to the Office by the Meat Inspectors. The consolidated provincial reports (see Table 35 below) are forwarded to the NMIS Regional Office. For private-operated slaughterhouses and dressing plants, data are collected by the province-based Meat Control Officer of the NMIS, who is monitoring these establishments.

**Table 35. Consolidated Provincial Slaughter Report By Municipality Including Private SH, Bohol, Year 2013**

Municipality	CATTLE		CARABAO		HOG		GOAT	
	Heads	DW	Heads	DW	Heads	DW	Heads	DW
<b>District I</b>								
1. Antequera	301	20,893	8	1,032	1,026	4,474		
2. Balilihan	188	15,209	2	305	502	25,534	4	42
3. Calape	194	13,905	5	1,010	803	49,666		
4. Catigbian	334	29,006	10	1,565	1,871	100,754	193	1,792
5. Loon	185	17,543	119	20,874	1,904	101,617	6	133
6. Maribojoc	2	165			347	21,864		
7. Tagbilaran	715	87,420	721	93,610	9,933	675,037	7	243
8. Tubigon	296	20,947	324	27,917	5,253	309,903	153	1,317
<b>Sub-total 1 &gt;</b>	<b>2,215</b>	<b>205,088</b>	<b>1,189</b>	<b>146,313</b>	<b>21,639</b>	<b>1,288,849</b>	<b>363</b>	<b>3,527</b>
<b>District II</b>								
1. Clarin								
2. Dagohoy	66	3,768	1	180	185	7,953		
3. Inabanga								
- Ilaud	251	44,327	10	1,465	1,400	71,867		
- Bugtong	84	10,886			422	20,148		
4. Sagbayan	321	22,600	7	1,075	2,431	134,905	33	394
5. San Miguel								
- Poblacion	114	13,767	3	471	360	18,834		
- Mahayag	76	4345			122	6611		
6. Talibon	440	26,325	47	4,367	878	45,613		
7. Trinidad	120	11,445			211	22,452		
8. Ubay	383	29,624	263	20,820	1,929	85,266		
<b>Sub-total 2 &gt;</b>	<b>1,855</b>	<b>167,087</b>	<b>331</b>	<b>28,378</b>	<b>7,938</b>	<b>413,649</b>	<b>33</b>	<b>394</b>
<b>District III</b>								
1. Alicia	53	8,315	2	408	138	8,153		
2. Batuan	101	6,938	9	1,419	458	22,469		
3. Bilar	123	7,991	48	7,650	341	79,060		
4. Candijay	167	7,791			323	15,906		
5. Carmen	665	49,934	10	2,000	2,049	94,463		
6. Dimiao	50	6,656			279	13,161		
7. Duero	206	15,526	2	213	1,022	53,303	7	290
8. Guindulman	270	37,200			2,196	124,281		
9. Jagna	539	43,950	100	16,308	3,676	152,175		
10. Loboc			145	27,094	275	4,993		



Municipality	CATTLE		CARABAO		HOG		GOAT	
	Heads	DW	Heads	DW	Heads	DW	Heads	DW
11. Mabini - Poblacion - San Roque	132	4,860			152	9,040		
12. Pilar	172	1,889			273	22,014		
13. Sevilla								
14. S- Bullones	202	12,887	28	2,903	598	20,830		
15. Valencia	120	1,778	36	14,486	1,717	104,410		
<b>Sub-total 3 &gt;</b>	<b>2,800</b>	<b>205,715</b>	<b>380</b>	<b>72,481</b>	<b>13,497</b>	<b>724,258</b>	<b>7</b>	<b>290</b>
<b>LGU SH total &gt;</b>	<b>6,870</b>	<b>577,890</b>	<b>1,900</b>	<b>247,172</b>	<b>43,074</b>	<b>2,426,756</b>	<b>403</b>	<b>4,211</b>

**PRIVATE - OPERATED SLAUGHTERHOUSE & DRESSING PLANTS**

	Cattle		Poultry		Hog		Goat	
	Heads	DW	Heads	DW	Heads	DW	Heads	DW
BQ SH -Corella	1,087	158,609			7,859	408,388	11	80
Alturas SH -Dauis	1,683	227,229			25,907	1,304,860		
Albur PDP - Albur			1,156,864	1,284,675				
Marcela PDP-Ubay			4,514,605	4,860,447				
<b>Pvt. SH total &gt;</b>	<b>2,770</b>	<b>385,838</b>	<b>5,671,469</b>	<b>6,145,122</b>	<b>33,766</b>	<b>1,713,248</b>	<b>11</b>	<b>80</b>
<b>Provincial total &gt;</b>	<b>9,640</b>	<b>963,728</b>	<b>5,673,369</b>	<b>6,392,294</b>	<b>76,840</b>	<b>4,140,004</b>	<b>414</b>	<b>4,291</b>

For 2013, the consolidated reports of slaughter indicated the following summary of information:

**Table 36. Provincial Summary of Livestock Slaughter, Bohol, Year 2013**

	Municipal SH		Private SH		Provincial Total	
	Total		Total			
	Heads	Dressed Weight (kgs)	Heads	Dressed Weight (kgs)	Heads	Dressed Weight (kgs)
cattle	6,870	577,890	2,770	385,838	9,640	963,728
carabao	1,900	247,172			1,900	247,172
hog	43,074	2,426,756	33,766	1,713,248	76,840	4,140,004
goat	403	4,211	11	80	414	4,291
poultry			5,671,469	6,145,122	5,671,469	6,145,122

Source: Dr. Ed Seroje of NMIS for private slaughterhouses & Meat Inspectors for municipal-operated slaughterhouses

The data showed that the average weight per animal in kilograms (kgs) is as follows:

Carabao	-	325.20
Cattle	-	249.90
Goat	-	29.60
Hog	-	77.00

It is evident that the average live weight of animals for slaughter is below the ideal weight for economical recovery. On this note, measures should be undertaken to strengthen the production and management aspect and more importantly, monitoring of slaughterhouse operation and generation of reports to include condemnation and pregnant animals.



Records revealed an increasing number of pregnant animals brought to the slaughterhouses from 11 heads cattle in year 2012 from 8 municipalities to 18 cattle from 11 municipalities in year 2013 (see Table 37 below). These pregnant animals could still be saved if and when the Meat Inspectors will be trained on pregnancy diagnosis and a buy-back fund and scheme will be implemented.

**Table 37. Pregnant Animals Slaughtered in Slaughterhouses, Bohol, Year 2012- 2013**

	Municipality	Year 2012			Year 2013		
		cattle	carabao	swine	cattle	carabao	swine
	District 1						
1	Antequera	2			1		
2	Balilihan	2			2		
3	Calape	1					
4	Catigbian						
5	Loon	1					
	sub-total dist. 1 >	6			3		
	District 2						
	Sagbayan	2			1		
	sub-total dist. 2 >	2			1		
	District 3						
1	Alicia				1		
2	Batuan				1		
3	Bilar				1		
4	Candijay	1					
5	Carmen	1					
6	Dimiao						
7	Duero				3		
8	Guindulman				3		
9	Jagna						
10	Mabini	1			2		
11	Pilar				2		
12	Valencia				1		
	sub-total dist. 3 >	3			14		
	<b>Grand total &gt;</b>	<b>11</b>			<b>18</b>		

Note : All slaughterhouses are non-accredited

**BARANGAY LIVESTOCK AIDE (BALA) PROGRAM**

Started in 1997, the BALA Program has sustained the change of leadership and test of time. The existence of 1,255 (see Table 38 below) active barangay volunteers or Barangay Livestock Aides (BALA) representing 992 barangays have become a vital support to the industry, providing a sustainable and accessible livestock services to marginal farmers even at the remotest communities. Thru these voluntary services, the Provincial Government has saved for year 2013, an estimated amount of P36,144,000.00, equivalent monetized value on labor cost.

**Table 38. Barangay Livestock Aide (BALA) Per Municipality, Bohol, as of Dec. 2013**

	Municipality	No. of Barangays	No. of Barangays with BALA	No. of BALA
	<b>District 1</b>			
1	Albur	11	11	31
2	Antequera	21	21	41
3	Baclayon	17	17	33
4	Balilihan	31	31	32
5	Calape	33	33	38
6	Catigbian	22	19	26
7	Corella	8	8	30
8	Cortes	14	12	16
9	Dauis	12	12	26
10	Loon	67	66	66
11	Maribojoc	22	18	27
12	Panglao	10	10	33
13	Sikatuna	10	10	19
14	Tubigon	34	24	25
	<b>Sub-total 1&gt;</b>	<b>312</b>	<b>292</b>	<b>443</b>
	<b>District 2</b>			
1	Bien-Unido	15	15	22
2	Buenavista	35	15	15
3	Clarin	24	18	18
4	Dagohoy	15	14	25
5	Danao	17	15	20
6	Getafe	24	10	16
7	Inabanga	50	50	51
8	Pres. Garcia	23	19	19
9	Sagbayan	24	24	29
10	San Isidro	12	11	18
11	San Miguel	18	18	23
12	Talibon	25	14	14
13	Trinidad	20	18	18
14	Ubay	44	35	37
	<b>Sub-total 2&gt;</b>	<b>346</b>	<b>276</b>	<b>325</b>
	<b>District 3</b>			
1	Alicia	15	15	17
2	Anda	16	15	19
3	Batuan	15	15	16
4	Bilar	19	19	30
5	Candijay	21	21	23
6	Carmen	29	29	29
7	Dimiao	35	34	34
8	Duero	21	20	20
9	G-Hernandez	30	27	29
10	Guindulman	19	18	28
11	Jagna	33	31	32

	Municipality	No. of Barangays	No. of Barangays with BALA	No. of BALA
12	Lila	18	18	20
13	Loay	24	24	24
14	Loboc	28	26	28
15	Mabini	22	22	26
16	Pilar	21	21	21
17	Sevilla	13	13	33
18	S-Bullones	22	21	23
19	Valencia	35	33	35
	Sub-total 3 >	436	422	487
	<b>Grand total &gt;</b>	<b>1,109</b>	<b>990</b>	<b>1,255</b>

### ACCOMPLISHMENTS

**Capability Enhancement.** Trainings conducted by the Office have been coordinated with the Agricultural Training Institute (ATI) for technical back-up. This year, 4 Basic and Refresher Trainings were conducted in the municipalities of Albur, Panglao, Bien Unido and Candijay participated by 96 BALAs representing 55 barangays (see Table 39 below). The training costs which amounted to P47,000.00, represents the LGU counterpart.

**Table 39. BALA Basic /Refresher Trainings Conducted, Year 2013**

Date Conducted	Municipality	Participants	Barangays Represented	Training Cost (P)		
				MLGU	OPV	ATI
Feb. 18 -19	Albur	28	11	10,500.00	Gasoline, RPs, vet. Drugs & materials	Resource Speaker
Apr. 11-12	Panglao	28	10	10,500.00	Gasoline, RPs, vet. Drugs & materials	Resource Speaker
June 6 -7	Bien Unido	15	15	10,000.00	Gasoline, RPs, vet. Drugs & materials	Resource Speaker
Dec. 18 -19	Candijay	25	19	16,000.00	Gasoline, RPs, vet. Drugs & materials	Resource Speaker
<b>Total &gt;</b>	<b>4 municipalities</b>	<b>96</b>	<b>55</b>	<b>47,000.00</b>		

To discuss matters pertaining to the program and at times provide technical updates, a meeting was called by the office last July 23 attended by 28 BALA Presidents that comprised the Federation or Bohol Association of Barangay Livestock Aides (BABALA).

**Service Protection Arrangement.** The volunteers had been granted support thru enrollment to life insurance coverage. In case of death, the family will receive the amount of P10, 000.00 death aid from the Provincial Government. This year, 23 members (see Table 40 below) had this opportunity of protection while performing voluntary services at the barangays.

**Table 40. Insured Barangay Livestock Aides (BALAs), Bohol, Year 2013**

Municipality	Barangay	Name of BALA
1. Albur	Cantiguib Ponong	1. Cresente Bernaldez 2. Manuel Daplin
2. Panglao	Tawala	1. Aileen Horcerada 2. Joseph Bartolaba
	Tangnan	3. Edgardo Langamin 4. Sherwin Dolangon
	Lourdes	5. Patricio Arbitrario
3. Bien-Unido	Poblacion	1. Gerardo Rosalinas
4. Candijay	Boyo-an	1. Marlonito Pleños
	Cadapdapan	2. Sixto Perocho Jr.
	Tugas	3. Daniel Dalugon
	Lungsod-daan	4. Basilio Inojales Jr.
	San Isidro	5. Reynaldo Salas
	Tubod	6. Julito Duites
	Cogtong	7. Mellodino Petagara
	Panandtaran	8. Edwinita Buscano
	Panas	9. Arsenio Mabalatan
	Tawid	10. Teofisto Erdamada
	Tambongan	11. Manolito Galvadores
	Tugas	12. Rolando Restauo
	Pagahat	13. Bernadita Castulo
	Tambongan	14. Rogelio Ladrona
		15. Flaviano Sumabong

**Program Replication.** The BALA Program popularized by the Galing Pook Awards has been the subject of visiting LGUs. This year, learnings and experiences has been shared to the Barangay Kagawads on Lakbay Aral from Lungsod ng Maynila on Sept. 22.



**Services Rendered.** The consolidated report submitted by BALAs showed a total of 26,213 animals served on deworming, castration, treatment, vitamin and mineral supplementation, artificial insemination services and assistance to vaccination, serving a total of 14,578 clients (see Table 41 below). The BALAs rendering services are under the supervision of the Municipal Agriculture Offices.

**Table 41. Summary of Animal Health Services Conducted By BALAs, Bohol, Year 2013**

Services Rendered & Assisted	Brgys. Served	Performing BALAs	Clients Served	Animal Served (no.)						
				Cattle	Carabao	Goat	Hog	Chicken	Dog	TOTAL
Deworming	385	418	4,638	2,007	2,130	1,682	1,193	243	176	7,431
Treatment	399	420	1,976	392	389	217	2,050	2,308	31	5,387
Vitamin/ Min. Supp.	156	159	1,472	249	307	320	2,503	146	4	3,529
Castration	146	154	1,204	12	24	10	2,494	1	171	2,712
Rabies Vaccination	85	92	3,030	0	0	0	0	0	3,349	3,349
Hemosep Vaccination	101	104	1,920	796	1,113	305	1,151	0	0	3,365
Artificial Insemination	23	23	338	80	312	36	12	0	0	440
<b>TOTAL &gt;</b>			<b>14,578</b>	<b>3,536</b>	<b>4,275</b>	<b>2,570</b>	<b>9,403</b>	<b>2,698</b>	<b>3,731</b>	<b>26,213</b>

Source: BALA Reports

## BOHOL RABIES PREVENTION and ELIMINATION PROGRAM

The Bohol Rabies Prevention and Elimination Program is a locally-initiated comprehensive program which started in 2007 with the ultimate goal of eradicating rabies disease in 2010.

Its multi-sectoral and participatory implementation is province wide involving the 47 municipalities, the City of Tagbilaran, 1,109 barangays and the national, provincial and non-government institutions.

### ACCOMPLISHMENTS

**Social Mobilization.** One of the highlights towards sustaining the Bohol Rabies Prevention and Elimination Program is the conceptualization of Project K - Spay and Neuter of Dogs at Panglao Island in partnership with Humane Society International (HSI), a non - government organization and the LGUs of Dauis and Panglao.

The project aims to reduce rapid dog population growth and minimize stray dogs in the area. To ensure commitment as well as define roles and responsibilities of project partners, signing of a Memorandum of Understanding was conducted during the launching and a kick-off ceremony held on August 27 at Tabalong, Dauis. It was participated by the Provincial Governor, Hon. Edgar M. Chatto together with the municipal officials of Dauis headed by the Municipal Mayor, Hon. Marietta Sumaylo and Mr. Rahul Sehgal, Director - Humane Society International.



Part of the requisites needed in the conduct of spay and neuter project piloted in Panglao Island is to be able to come – up

with a reliable dog population data to be used in the planning of activities. A house to house dog survey using the dog registry book was conducted covering the ten (10) barangays of Panglao and one (1) barangay of Dauis. This is in coordination with the Municipal Agriculture Office and the Bantay Rabies sa Barangay.

Aside from the baseline survey, focus group discussions were conducted in 3 barangays of Panglao namely Doljo, Tawala and Poblacion to validate the presence of reported feral dogs in these barangays. Based on interviews, the reported feral dogs are actually domesticated dogs abandoned by their owners and were able to survive and now living in bushes or sink holes.

On capacitating and empowering program implementers, this year, a total of 43 participants from 3 Municipal Local Government Units namely San Miguel, Dauis and Panglao, have been trained on humane dog handling / impounding procedure. At present, these designated dog catchers are now operating in their respective areas.

Other activities include i) program presentations with MRPEC of Maribojoc, Dauis and Panglao and the BRB in Doljo, Panglao and ii) attendance to ABC meeting at Talibon, Bohol.



**Communication Management.** To generate support from other government organizations, the Office in collaboration with Global Alliance for Rabies Control (GARC) sponsored two (2) batches of a two-day training-workshop entitled “Rabies Advocacy Workshop” attended by a total of 65 Municipal Information Officers (MIOs) and OPV staff.

The workshops intended to enhance the capabilities of MIOs in designing and /or formulating information materials that will be used in the different rabies advocacy campaigns in their locality. Also, the outputs of the workshops will be used as facsimile for the production of information materials for distribution to the general public.

As part of the campaign, the office has developed and reproduced one (1) poster on Responsible Pet Ownership and Animal Bite Management which was distributed in the 1,109 barangays. In addition, a total of 1,000 five-pager handouts is reproduced and distributed during the conduct of massive dog vaccination in the municipalities of Panglao and Dauis.

This information material is specifically crafted for the residents of the islands in response to the increasing dog bite cases and canine rabies among dogs in the area. Other 3,636 information materials in the form of leaflets, posters and tarpaulin were distributed in the municipalities of Alicia, Anda, Baclayon, Corella, Dauis, Loon, Mabini, Maribojoc, Talibon and Tagbilaran City.

To expand program advocacies, the Office joined the celebration of Holy Name University’s Foundation Day last February 14, 2013. A booth is installed for the students to view the exhibits on Responsible Pet Ownership along with the distribution of rabies leaflets to students. About 300 rabies leaflets were distributed. The Office also rendered dog clinic and provided free consultations, deworming and vitamin supplementation to dogs. Besides providing health services, Veterinarians from the Animal Health Division were judges during the dog show competition sponsored by the school’s student body organization.

**Dog Vaccination.** This year, the Office was able to procure 48,080 doses of anti-rabies vaccines to sustain the vaccine requirement of the different municipalities of the province including the City of Tagbilaran. However, 12,680 doses were reported damage due to electricity failures resulting from the recent calamities that hit the province. Table below shows the source of vaccine and the number of doses received from donors.



**Table 42. Rabies Vaccines Procured By Sources, Year 2013**

Vaccine Source	Qty. availed (vials)	Equiv Dose	Estimated Value (P)
Provincial Gov't. of Bohol	1,008	10,080	362,880.00
Dept. of Agriculture - RFU 7	1,400	14,000	504,000.00
Office of the International Epizootic	2,000	20,000	720,000.00
Bureau of Animal Industry	400	4,000	144,000.00
<b>Total &gt;</b>	<b>4,808</b>	<b>48,080</b>	<b>1,730,880.00</b>

Aside from the vaccines, the Office also received 2,000 dog tags and 9,000 dog collars from Global Alliance for Rabies Control (GARC) and disposable syringes from the Department of Agriculture - RFU 7. The consolidated provincial rabies report showed a total of 31,219 dogs and 24 cats were vaccinated serving 19,653 dog owners (see Table 43 below).

**Table 43. Rabies Vaccine Distribution by Municipality, Bohol, Year 2013**

Municipality	Vials withdrawn	Municipality	Vials withdrawn	Municipality	Vials withdrawn
<b>District 1</b>		<b>District 2</b>		<b>District 3</b>	
Albur	42	Bien Unido	67	Alicia	60
Antequera	79	Buenavista	no w/drawal	Anda	48
Baclayon	121	Clarín	125	Bilar	80
Balilihan	72	Danao	70	Batuan	130
Calape	50	Dagohoy	no w/drawal	Candijay	50
Catigbian	53	Getafe	18	Carmen	58
Cortes	61	Inabanga	280	Dimiao	60
Corella	90	Pres. Garcia	80	Duero	10
Dauis	251	Sagbayan	50	G-Hernandez	92
Loon	149	San Miguel	47	Guindulman	no w/drawal
Maribojoc	70	San Isidro	55	Jagna	81
Panglao	318	Talibon	69	Loboc	55
Sikatuna	80	Trinidad	150	Lila	50
Tagbilaran **	137	Ubay	278	Loay	65
Tubigon	120			Mabini	120
				Pilar	70
				Sevilla	40
				S-Bullones	90
				Valencia	80
<b>Sub total &gt;</b>	<b>1,693</b>	<b>Sub total &gt;</b>	<b>1,289</b>	<b>Sub total &gt;</b>	<b>1,239</b>
<b>Grand total – 4,221 vials</b>					

*\*\*includes office clients 27 vials*

On instances of manpower constraints during massive vaccination, the Office has rendered assistance in three (3) municipalities of Dauis, Loay and Panglao involving 28 barangays.

**Dog Population Control and Management.** To maintain dog population at a manageable level and control the rapid increase of unwanted dogs in the community, the Office has adopted two approaches. One is the conduct of dog neutering. The Office is offering free surgical sterilization for dogs and cats since the start of the program. However, with limited resources barely a small fraction of the dog population is neutered.

This year, only 417 male dogs and cats were neutered and 55 female dogs and cats were spayed. About 65.7% of these neutered dogs were conducted by the Office during HEAT Caravan/or Outreach Mission, per request from municipalities and at the Provincial Animal Health Care Unit and Laboratory (PAHCUL).



On the other hand, with the continuous enhancement of the skills of our livestock volunteers, presently, some BALAs can already perform dog neutering. This accounts 38.8% or 162 heads of the reported neutered dogs were performed by BALAs.

Also, with the forging of partnership with Humane Society International which provided technical experts to augment the staff from the Office. HSI also provided veterinary supplies in support to the Spay and Neuter Project piloted at Panglao Island. Though, the project was temporarily suspended after the 7.2 magnitude earthquake that hit the province, expectedly a significant decrease of the dog population will be achieved in the near future.

**Table 44. Spay and Neuter Summary Report, Bohol, Year 2013**

Particulars	Castration (hds)			Spay (hds)			Total Served
	Canine	Feline	Total	Canine	Feline	Total	
- PAHCUL	22	5	27	20	2	22	49
- HEAT/Outreach Mission (Balilihan, Ubay, Panglao)	26	0	26	0	0	0	26
- Outpatient	5	1	6	0	0	0	6
- Performed by BALA	162	0	162	0	0	0	162
- Per request (mun.)	191	5	196	30	3	33	229
<b>Total &gt;</b>	<b>406</b>	<b>11</b>	<b>417</b>	<b>50</b>	<b>5</b>	<b>55</b>	<b>472</b>

Field control through catching and impounding of stray dogs is another strategy employed. In the municipalities, it is carried out by trained and pre-exposed dog catchers of the MLGUs with the Office giving assistance on a per request basis.

This year, 13 areas were assisted, viz; Antequera, Dauis, Loon, Panglao, Tagbilaran City, Sagbayan, San Miguel, Talibon, Alicia, Anda, Batuan, Candijay and Loay.



Total number of dogs impounded	-	862
Stray dogs	-	628
Waived /surrendered	-	234
Adopted	-	2
Claimed	-	28
Escaped	-	44
Eliminated	-	788

## Surveillance and Monitoring

**a) Canine Rabies Surveillance and Monitoring.** In the year 2013, 38 dog heads were collected and submitted either to the Regional Animal Disease Diagnostic Laboratory-Region 7 (RADDL -7) in Cebu City or the Provincial Animal Disease Diagnostic Laboratory in Dumaguete City for Fluorescence Antibody Test (FAT), the gold standard test for rabies diagnosis. Of the 38 samples, 16% (6/38) were collected from suspected rabid dogs and 100% (6/6) tested positive for the presence of rabies viral antigens (Table 1). FAT positive samples came from Dauis, Panglao, San Miguel and Trinidad.

**Table 45. No. of Dog Heads Submitted for Rabies Diagnosis, Bohol, Year 2013**

Reason for sample submission	Laboratory Result (Fluorescence Antibody Test)			Total
	Positive	Negative	Unfit for exam.	
Routine surveillance		31	1	32
Suspected for rabies	6			6
<b>Total</b>	<b>6</b>	<b>31</b>	<b>1</b>	<b>38</b>

The OPV in cooperation with the Global Alliance for Rabies Control (GARC) conducted a series of field investigations in Panglao and San Miguel to verify suspected canine rabies cases;

<u>Area</u>	<u>Date conducted</u>
Doljo, Panglao	June 21
Mahayag, San Miguel	July 3
Camanaga, San Miguel	July 8
Poblacion, Panglao	August 27

The investigations also aimed to recommend additional measures to control rabies incidence in the affected areas. It is also worthwhile to note that based on the response of interviewees, people have become aware on proper reporting of dog bite incidence, basic facts about rabies, post-exposure prophylaxis and proper submission of dog head specimen for rabies diagnosis.

**Monitoring and Evaluation.** As a recognition to the strong support of different stakeholders particularly the municipal and barangay local government units in program implementation, winners of the 2012 annual Search for Best Performing Municipal Rabies Prevention and Eradication Council (MRPEC) and the Bantay Rabies sa Barangay (BRB), received plaque of recognition and cash awards in the amount of ten thousand pesos



(P10,000.00). This was given during the awarding ceremonies held on February 26 at the Bohol Tropics Resort. The 11 MRPEC and 20 BRB winners are as follows;

<u>MRPEC</u>	<u>BRB</u>
	<b>DISTRICT 1</b>
1. Antequera	1. Tagubaas, Antequera
2. Baclayon	2. Moto Norte, Loon
3. Loon	3. Pondol, Loon
4. Sikatuna	4. Moto Sur, Loon
	5. Poblacion II, Sikatuna

<u>MRPEC</u>	<u>BRB</u>
	<b>DISTRICT 2</b>
5. Inabanga	6. Tuboran, Bien Unido
6. San Miguel	7. Poblacion, Inabanga
	8. Tungod, Inabanga
	9. San Agustin, Sagbayan
	10. San Vicente Norte, Sagbayan
	11. Poblacion, San Miguel
	12. Hagbuyo, San Miguel
	<b>DISTRICT 3</b>
7. Anda	13. Badiang, Anda
8. Duero	14. Linawan, Anda
9. Garcia Hernandez	15. Pagsa, Dimiao
10. Jagna	16. Victoria, Garcia Hernandez
11. Mabini	17. Cantagay, Jagna
	18. Abaca, Mabini
	19. San Roque, Mabini
	20. Danicop, Sierra Bullones

As additional incentive, the Governor committed to give P20,000.00 and P50,000.00 worth of projects to winning BRB's and MRPEC's, respectively.

## PROGRAM MANAGEMENT

### EMS IMPLEMENTATION

A number of EMS applications are imposed in the office operation like segregation of wastes, saving energy and water consumption, recycling of papers, among others. In compliance to EMS requirements, a Bulletin Board was installed featuring related documents for public information and guidance. Monitoring has been done and reports to this effect are submitted on prescribed periods such as:

- Smoke emission
- Communication utilities usage
- Energy usage
- Fuel usage
- Health and safety monitoring
- Human resource usage
- Mineral usage (sheets 1 & 2)
- Waste disposal
- Water usage



The Office has been audited twice this year by the Internal Auditors on March 21 and External Auditors from Anglo Japan American Registrars (AJA).

RESEARCH and DEVELOPMENT (R & D)

Table 49. Researches Conducted and Assisted by OPV, Year 2013

Researcher	Title of Research	Period		Status
		Started	Ended	
E.P. Tapdasan, C.C. Benigno, R.S. Gundran, L.I. Daguro, S.D. Lapiz	Investigation on the Cause of Diarrhea in Carabaos at a Village in San Isidro, Bohol, Philippines	Dec. 2012	Jan. 2013	- Manuscript for revision; - Manuscript submitted to Field Epidemiology Training Program for Veterinarians (FETPV), Dept. of Livestock Devt (DLD) – Thailand
E.P. Tapdasan, K. Wongsathapornchai, K. Chanachai, C.C. Benigno, R.S. Gundran, L.I. Daguro, S.D. Lapiz	Outbreak of Newcastle Disease in Poultry Dispersal Program Recipients in Bohol, Philippines	Feb. 2013	Feb. 2013	- Manuscript for revision; - Output presented to Field Epidemiology Training Program, Ministry of Public Health – Thailand & at Conference of Research Workers in Animal Diseases (CRWAD), Chigao, Illinois, USA on December 2013
E.P. Tapdasan, C.C. Benigno, R.S. Gundran, K. Wongsathapornchai, A. R. Sumampong, L.I. Daguro, S.D. Lapiz	Hemorrhagic Septicemia Situation in Bohol, Philippines	Aug. 2012	Mar. 2013	- Research completed; - Output presented to Field Epidemiology Training Program, Ministry of Public Health – Thailand; - Presented as a poster during the 1 <sup>st</sup> Environmental Animal Health Management Initiative (EAHMI) Conference in Makati on Sept. 2013 - Manuscript submitted to FETPV, DLD – Thailand
E.P. Tapdasan, K. Wongsathapornchai, C.C. Benigno, R.S. Gundran, S.D. Lapiz	Dog ecology Study in Panglao Island, Bohol, Philippines, December 2013	Dec. 2013	Mar. 2014	- Manuscript for revision;
J.A. Abella, P.R. Orbase, E.P. Tapdasan	External Parasites, Gastrointestinal Helminths and Microbial Profile of Oral, Urogenital, and Anal Swabs of Philippine Tarsier ( <i>Tarsius Syrichta</i> ) in Selected Timberlands of Bohol, Philippines (Phase-2 study)	Dec. 2012	Feb, 2014	- Manuscript for revision;



Researcher	Title of Research	Period		Status
		Started	Ended	
	<i>A Research project funded by Department of Environment and Natural Resources (DENR)-Bohol and implemented by Central Mindanao Univ. - College of Veterinary Medicine and Office of the Provincial Veterinarian – Bohol</i>			

### SPECIAL PROJECT FOR NBACSEPP

The New Bohol Airport Project, now on its initial stage of implementation, has affected families who will be displaced due to the project. Restoration Plan has been made by the Provincial Government of Bohol to cover the 75 Project Affected Families (PAF) in an attempt to recover losses particularly on economic/livelihood activities. Formation of the Livelihood Unit, being one of the major components of the New Airport Construction and Sustainable Environment Protection Project (NBACSEPP), is tasked mainly in identifying and facilitating the economic activities, hopefully, to uplift/alleviate the living condition of these PAFs. The OPV spearheads this Livelihood Unit and one of the targeted activities is the conduct of livelihood trainings. By year-ending, a Housekeeping Skills Training was almost completed with 27 participating PAFs or their family members. The 10-day training was conducted at Alona Tropical, Barangay Tawala, Panglao with an accredited trainer of TESDA.



Sector : ECONOMIC DEVELOPMENT

Sub-sector : Agriculture

Office : AGRICULTURAL TRAINING INSTITUTE (ATI)

## I. HIGHLIGHTS OF 2013 ACCOMPLISHMENTS

### A. TRAINING AND EXTENSION SUPPORT ACTIVITIES

True to its mandate, the Agricultural Training Institute-Regional Training Center VII carries out relevant training courses and training-related activities germane to major Agri-Pinoy Programs on rice, corn, high value crops, organic agriculture, livestock, among others.

CY 2013, the year in review, witnessed the conduct of 109 training and extension activities (Table 1) even as it did realize 13 training and training-related activities, i.e., planned for CY-2012 executed and/or completed in 2013 (Table 2).

**Table 1. Summary of 2013 Activities By Fund Source, ATI-RTC-VII**

FUND SOURCE	TRAINING	TECHNICAL BRIEFING	SOA	CONSULTATIVE MEETING/ ASSESSMENT	TOTAL
Regular	10				10
Rice	15	19			34
Organic Agriculture	16	2	2		20
RBO/4-H	11	2		8	21
HVCDP	13		1		14
Corn	4				4
Livestock	2				2
PCARRD	4				4
	75	23	3	8	109

Nearly, 1/3 (31.19) of the center's training and extension activities in 2013 were in support to the Rice Program. Understandably, this likewise is in keeping with the National Government's declaration of CY 2013 as National Year of Rice.

As this developed,, non-degree training courses, consultative meetings and assessment-workshops which altogether were meant to develop and capacitate the region's rural-based organizations, 4-H Clubs among these, made-up 19.27%. Though, the most requested and sought-after trainings, there were only 2 (1.83%) livestock-related courses held during the year (Figure 1).

Table 2. List of Trainings Conducted (Carry-Over Activities: Target From 2012 WFP), ATI-RTC-VII, 2013

No.	Date Conducted	TITLE	Venue	Area coverage	PARTICIPANTS			
					Type	NOI	Gender	
HVCDP								
1	Oct. 4, 2012- Jan 29, 2013	FFS on Vegetable Production	Poblacion, Pilar, Bohol	Bohol	Farmer	30	15	15
2	Nov. 15, 2012 - Feb. 18, 2013	FFS on Rootcrops	Olang, Maria Siquijor	Siquijor	EW	2	0	2
					Farmer	28	14	14
3	March 21- 23, 2013	An Expository Tour for Agri-Teachers Pax to 15 Day Organic Vegetable Prodn	Selected LGUs: Bohol, Dumaguete & Cebu	Bohol	GA reps	21	5	16
4	Dec. 14, 2012- April 5, 2013	FFS on Rootcrops (in lieu of FFS Soybean Production)	Catamboan, Larena, Siquijor	Siquijor	EW	3	0	3
					Farmer	35	14	21
					R. Women	5	0	5
					GA Reps	1	0	1
5	Sept. 19, 2012- Aug. 7, 2013	FFS on Banana Production	Pob., Batuan, Bohol	Bohol	Farmer	24	13	11
6	June 21-Oct 9, 2013	FFS on Vegetable Production	Catagdaan, Pilar, Bohol	Bohol	Farmer	33	17	16
7	Nov. 19, 2012- Nov. 22,	Season Long Training of Trainers on Cacao Production	ATI-RTC 7, Training Hall, Cabawan	Bohol	EW	20	7	13
					GA reps	1	1	
					Others	2	1	
8	July 16- Nov. 19, 2013	FFS on Vegetable Production	Buenasuerta , Pilar, Bohol	Bohol	Farmer	43	30	13
9	March 8- Nov. 22, 2013	FFS on Cacao Production	Anislag, Corella.	Bohol	Farmer	24	14	10
10	March 8 - Nov. 22, 2013	FFS on Cacao Production	San Isidro, Tagb. City	Bohol	Farmer	13	6	7
					Youth	10	8	2
ORGANIC AGRICULTURE								
	Nov. 19-Dec. 21, 2012	School on the Air (SOA) on Sustainable Agric. Devt. & Organic Farming Technology	dySS, Cebu	Cebu	EW	7	4	3
Farmers					550	180	370	
Farmer					22	6	16	
GA reps					6	2	4	
PO reps					64	18	46	
	Feb. 26 -28, 2013	Project Management consultation & Expository Visit to Organic Agriculture Project	Province of Neg. Occidental	Bohol	EW	3	1	2
Farmer					1	1	0	
LGU reps					2	1	1	
GA reps					3	2	1	
NGO reps					5	3	2	
SUC reps					1	0	1	
ATI staff					3	0	3	
Other					1	1	0	
CORN - FSTP								
1	Jan. 17-18, 2013	Refresher Course on FSTP Phase 2	Danao, Bohol	Bohol	Farmer	27	24	3

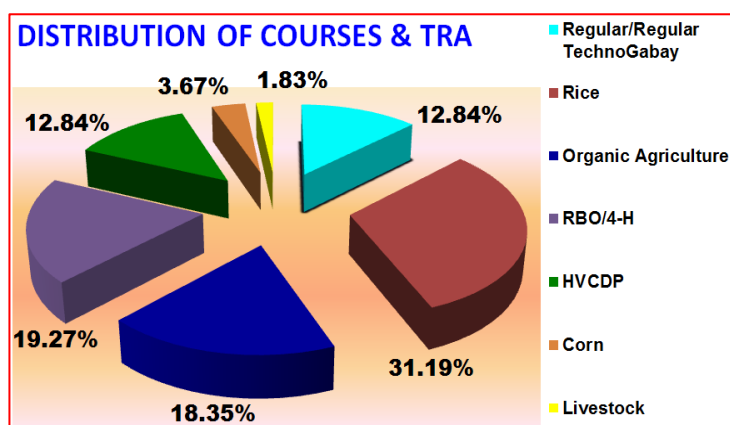


Figure 1. Distribution of Courses/ Agricultural Programs Conducted and Supported by ATI-RTC-VII, CY-2013

On the aggregate, the Province of Bohol had the most number of courses and participants with 38 NOC (34%) and 3,042 NOI (44%), respectively. Cebu's 20 courses were participated in by 1,282 individuals. Negros Oriental had 20 courses that trained 1,483 individuals. There were 9 courses held for and in Siquijor that garnered 251 attendees. About 6,811 individuals were served with 109 trainings in 2013. Notably, the 34 rice support courses reached out to some 3,267 participants (Table 3),

the highest across all programs. Figure 2 shows the number of courses conducted per congressional district.

Table 3. Magnitude of Training Outputs & Direct Uses Per Service Area, ATI-RTC-VII, 2013

COURSES & TRA	Output Indicators	S E R V I C E A R E A								TOTAL
		BOHOL	CEBU	NEGROS ORIENTAL	SIQUIJOR	BOHOL & SIQUIJOR	CEBU & NEGROS OR	REGION-WIDE	VISAYAS-WIDE	
REGULAR	NOC	8	2	2	2					14
	NOI	233	66	42	57					398
	COST	357,985	41,753	33,980	112,500					546,218
RICE	NOC	12	6	10	1		1	2	2	34
	NOI	1,182	774	1,140	25		38	69	39	3,267
	COST	681,390	568,000	950,125	140,000		150,000	446,000	641,600	3,577,115
CORN	NOC	1						3		4
	NOI	14						64		78
	COST	100,000						2,915,000		3,015,000
HVCDP	NOC	7	2	2	2			1		14
	NOI	509	53	59	60			24		705
	COST	630,000	230,000	230,000	230,000			2,500,000		3,820,000
ORGANIC AGRICULTURE	NOC	8	6	2	4					20
	NOI	939	277	71	109					1,396
	COST	1,270,000	770,000	230,000	475,000					2,745,000
LIVESTOCK	NOC		1					1		2
	NOI		24					26		50
	COST		17,700					155,000		172,700
RBO/4-H	NOC	2	3	4		1		11		21
	NOI	165	88	171		21		472		917
	COST	130,000	225,000	260,226		20,000		1,487,000		2,122,226
TOTAL	NOC	38	20	20	9	1	1	18	2	109
	NOI	3,042	1,282	1,483	251	21	38	655	39	6,811
	COST	3,169,375	1,852,453	1,704,331	957,500	20,000	150,000	7,503,000	641,600	15,998,259

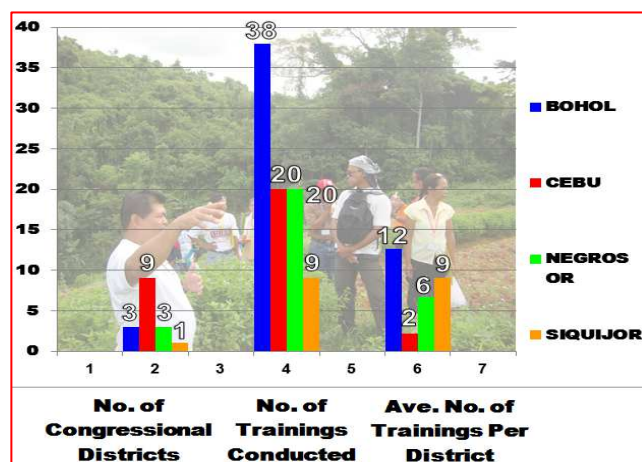


Figure 2. Average Number of Trainings per District, ATI-RTC-VII, CY-2013

By and large, training expenditures in CY 2013 added up to Php 15,998,259. In the concept of financial resource complementation, the lion share of Php 15,346,991 that contributed 96% of training expenses was borne by ATI-RTC 7. Roughly 4%, specifically Php 651,268 represented the aggregate share of collaborating entities as DA 7, PCARRD and LGUs. HVCDP support courses and training related activities registered the biggest chunk in the training expenditures. Notably, big budgeted activities as Season Long Training and School on the Air were held last year. Training interventions for Agri-Pinoy Rice and Corn Programs also figured hugely in the costing. (Figure 3)



Figure 3. Direct Training Costs, ATI-RTC-VII, CY 2013

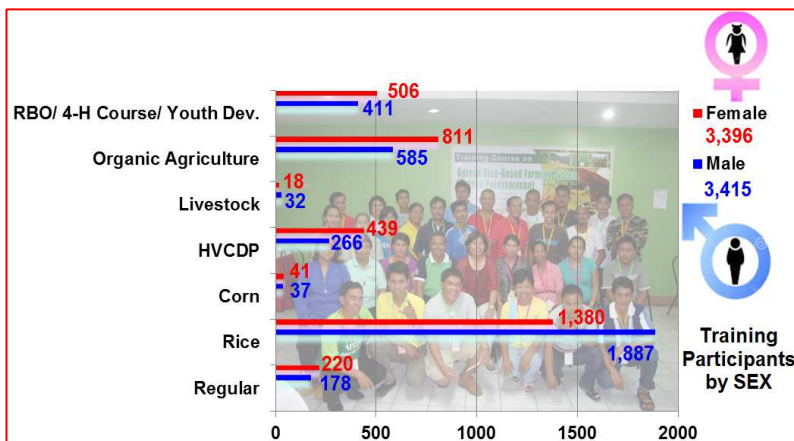


Figure 4. Distribution of Training Participants By SEX, ATI-RTC-VII, CY-2013



For years, the farmers dominate the center's record of training attendees. Some 3,705 farmers made it to CY 2013 training and other related activities. This is in order as area-specific interventions as technical briefings and Schools on Air are designed primarily for farmers.

In Figure 5 below, Agricultural extension worker-participants in 2013 numbered 1,285. Other clientele served were rural based organization eg. 4H Clubs, rural improvement clubs, indigenous people, rural women, youth and representatives from local government with national government agencies, and non-government organizations. (Figure 5)

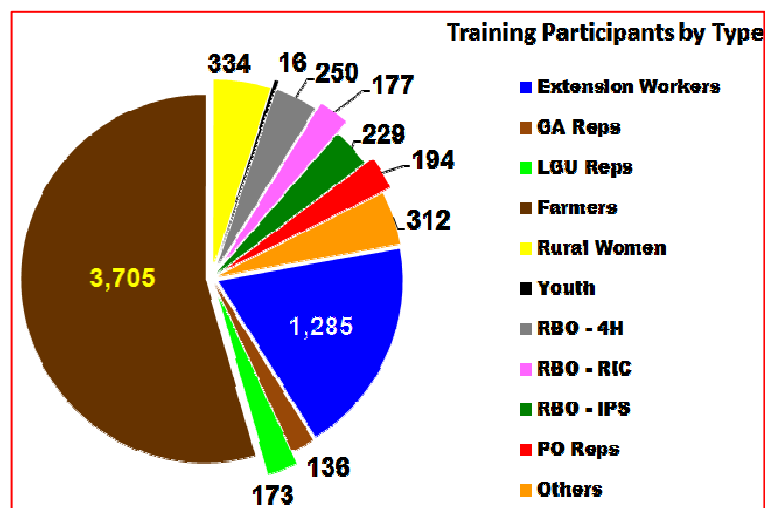


Figure 5. Distribution of Training Participants by Type, ATI-RTC-VII, CY-2013

## B. REGIONAL TRAINING PROGRAMS

It has often been said that real development is not in the goods and services produced and consumed by man. Development is in and centered around people in man himself as both actor and subject of the development process.

Today, training for agricultural and rural development can be no longer be about increasing production and income only as are the typical and desired end results. It is a core concern to rise to the challenge of becoming responsible agricultural resource managers able to use more prudently scarce public resources emphasizing mitigation of risks and adaptation to changing climate.

### B.1 REGULAR COURSES

There were 14 regular courses conducted. The Provincial Consultation on Rationalizing Agriculture and Fisheries Training and Extension Concerns held in 4 Provinces of Region 7 served as avenue for crafting and validating. Training and Extension Agenda for CY 2013 and beyond. PCARRD-funded, the Provincial Consultative Meetings on Techno-Gabay Program – Farmers Information Technology Service (FITS) convened the Magsasaka Siyentista, FITS Manager, among others to ascertain status of program implementation let alone drum up operational





issues and concerns, surface training& IEC needs to smoothen transition process and forge more coordinated efforts in the future. Indeed, e-learning transcends age as Basic Computer Course was conceptualized for and participated in by Senior Citizens.

## B.2 COMMODITY TRAINING PROGRAM

### B.2.1 Training and Extension Support to the Rice Program

Central Visayas has yet to become rice self-sufficient. As its positive contribution towards this end, ATI-RTC-VII dished out 34 courses in support to the Rice Program consisting of 16 Municipal/City-wide Technical Briefing and Teknoklinik on Rice for Farmers & AEWs (Agricultural Extension Workers), 3 Briefings on FSSP (Food Staples Sufficiency Program) Credit Discipline (SIKATSAKA) and 15 non-degree courses.



Specifically, the non-degree courses hovered around: Climate Change Adaptation in Rice, Rice Seed Production, Certification for Seed Growers Accreditation, Ratooning Technology and other Rice-based Multiple Cropping Technologies, Upland Rice-based Farming System, Climate Field School, Local Farmer Technician Training (Phases 1 & 11), among others.

### B.2.2 Training and Extension Support to the Corn Program

With 4 courses held in 2013, 1 course was a training support for FSTP in Bohol, three (3) others had region-wide participation. Training on Corn By Product Utilization & Processing got a perfect 30 attendance. Very low turn-out of participants was noted in the Refresher and Accreditation Course for Corn Seed Growers. Rarely held, the season-long Training-Of-Trainers on IPM corn merited 21 participants (**Appendix 3**).

### B.2.3 Training and Extension Support to High Value Crops Development Program

Vegetable Production pertinent courses include: Training of Trainers on Bulb Onion Production, 1 Season-long Training of Trainers on IPM Vegetable Production, and three (3) Farmer Field Schools on Vegetable Production. As coffee and cacao are among the region's priority industrial crops, the center made it a point to hold Production Technology Trainings for Coffee and Cacao. The realization that there is more to cacao than **tablea** making is further enhanced with the Training on Cacao Bean Processing.



Trainings for alternate staple include Adlai Production Technology meant to create awareness about such crop and Training on Soybean Production and Postharvest Technology to encourage growing of said crop in our localities. The center managed to run SOA on Package of Technology for Sustainable Fruit Production.

### B.2.4 Organic Agriculture Program-Courses and Extension Support Activities

ATI-RTC 7 needs to be persistent in its effort to push for, uphold and in fact go Organic. For 2013, it was able to hold 20 trainings and training related activities in support to the country's Organic Agriculture (OA) Program. These delved on Technical Briefings on OA, SOA on Sustainable Agriculture Development & Organic Farming Technology, Appreciation Courses on OA, Understanding Philippine National Standards, Internal Control System Phases 2& 3, Integrated Diversified Organic Farming Systems and OA Inputs Production Technology. Organic Agriculture learning sites were likewise established and managed center-based and in selected areas of Region 7.

### B.2.5 Livestock Program Training and Extension Support

Training Course on Goat Raising/Production and Management was attended by 24 farmers in the Municipality of Tabogon, Cebu. Some 26 new AEWs in the region enrolled themselves in the Livestock and Poultry Production Training that emphasized among others on Disease Outbreak Investigation and Management



## B.3 TRAINING & EXTENSION SUPPORT TO RBO/4-H YOUTH DEVELOPMENT PROGRAM

Taking cognizance of the fact that rural based organizations as 4-H Clubs, Rural Improvement Clubs, among others, are among the multiple stakeholders in agriculture, the development of RBOs takes center stage in ATI-RTC 7 activities.



Thus, the conduct of 21 trainings and related activities that aims to hone the functional competencies and people skills of the youth, women, and farmers in their respective organizations. These took the form of Youth Encampment Seminars, Enhancement Courses, Adopt a Farm Youth Training, Consultative Meetings; Assessment Workshops, Officers' Meetings, Farm Family Congresses, and FSSP Technical Briefings.

### B.3.1 Improving Quality of AFE Knowledge Products And Services

It always makes sense for ATI-RTC-VII to step up its training and extension efforts by continually engaging in responsible knowledge sharing and dissemination. Employing a variety of information, education and communication media, eg., print, radio and internet, among others, the center provides timely information to increase awareness, persuade and bring about change in specific behavior.



If quality were to be equated with relevance, the center's knowledge products and services are customized to the functional needs and technical levels of its clientele-recipients if only

to ensure their effectiveness, usefulness and value. Oftentimes, the various IEC materials are translated into local dialect to optimize the impact of knowledge sharing.

### **B.3.2 Specific accomplishments in these areas include:**

1. E-Extension Program
  - Enlisted 77 enrollees in Yummy Yam: Center's online course on Ubi Production
2. Website Administration
  - Uploaded 67 articles on training courses and training-related activities conducted in CY 2013
  - Uploaded 5 blog entries
3. Knowledge Product Development/Dissemination
  - Distributed 18,455 copies of various IEC materials as leaflets, brochures, flyers, handouts on agri-related topics
  - Made available 35 copies of "Malungtarong Panguma" books to 35 farmer-participants to Organic Agriculture (OA) Courses and 35 copies more during its Livestock & Poultry Production Training, and Health & Wellness Encampment.
  - Distributed 3,119 e-learning and OA advocacy materials, eg. econo black bags, advocacy notebooks, plastic fans, umbrellas,, individual drinking jugs, etc.
4. School-On-The-Air (SOA)
  - SOA On Organic Agriculture aired over DYSS 99.9 AM radio station in Cebu City with 563 graduates for Cebu;
  - SOA On Organic Agriculture aired over DYJP 100.1 FM in Jagna, Bohol with 290 farmer-graduates; or Sustainable Fruit Production over radio station DYTR – 1116 KHZ in Tagbilaran City with 366 graduates.
5. Techno-Gabay Program
  - Finalized 3 brochures for printing: Magsasaka Siyentista (MS) Best Practices on Ubi, Squash and Banana Production.
6. E-Learning Courses
  - Urban Gardening e-Course is still at the quality circle team



### **B.3.3 Broadening AFE Innovations**

ATI-RTC-VII forges vibrant and functional partnership with various government and non-government organizations, the sphere of action of which is on agriculture and rural development. Its regular membership to:

- DA-RFU Regional Management Council 7 (RMC-7)
- Regional Agricultural & Fishery Council 7 (RAFC-7)
- Regional Advisory Committee for Animal Disease Control and Emergency (RAC-ADCE)
- CVIRRD – Central Visayas Integrated Research and Development
- BISU - Bohol Island State University
- CTU - Cebu Technological University
- NORSU – Negros Oriental State University

- AGIO - Association of Government Information Officers
- Bohol Food Safety Team
- UNAIP - United Nations Artificial Insemination Program
- TESDA - Technical Education Skills & Development Authority
- BISAD - Bohol Initiatives of Sustainable Agricultural Development
- Bohol Organic Agriculture Execom
- AUDIO - Association of United Development Information Officers
- APTIB - Association of Private Technical Institutions in Bohol
- Bohol Coastal Resource Management Task Force
- DA-DAR-DENR Convergence
- DOST – Department of Science and Technology
- PCARRD – Provincial Council for Agri Resources Research and Development

Attendance to meetings called for by these organizations, among others, participation in agri-food festivals, Bohol Coffee/Cacao Summit, Visayas-wide Cacao Stakeholders' Forum, support for TESDA audit on ATI Programs, OA-Adopt-A-School Evaluation, and many others, were among the center's specific involvement.

#### **B.3.4 Accredited Extension Service Provider**

As per implementing Rules and Regulation (IRR) in support to Administrative Order No. 24 series of 2008 of the Department of Agriculture ATI-7 had accredited the NISARD Island Rural Development (NISARD) as private Extension Service provider.

### **C. STAFF DEVELOPMENT**

Change is inherent in development work. Training center personnel must grapple with these changes to be both productive and relevant. They must continue to grow in knowledge, skills and in virtues of loving kindness, humility, patience and self-control, among others. These are positive traits every training management staff should have, even as we deal with adult learners.



ATI-RTC-VII must continually invest in continuing staff development making sure that training opportunities are objectively rationalized and allocated. Table 4 presents Staff Development Activities (SDA) both local and international some training center personnel immersed themselves in CY 2013.

**Table 4. Staff Development Activities, ATI-RTC-VII, CY 2013**

DATE	ACTIVITY	VENUE	PARTICIPANT
<b>A. LOCAL</b>			
Jan. 7-11, 2013	Closing of Books	Bay View Hotel, Manila	CBCastillo, MRMission,
Jan. 24, 2013	Investor's Forum on the Infusions of Technovations	Cebu City	CASecuya, ABLocaylocay
Jan 28-29, 2013	26th ATI Anniversary	ATI-C.O	CMODaquio, JFTrinidad, RLCastro, MSRomano, BCLlamedo, AAGotardo,
Jan.28-Feb. 1	2012 APR & FY 2014 PW	ATI-C.O	CMODaquio, AAGotardo
Jan.31-Feb.1	Regional SPW on Rice, Corn & HVCDP	Northwinds Hotel, Cebu City	CASecuya, MEFLucero
Feb. 17-23	PME Training	Bacolod City	MGSPungay
Feb. 19-21	National planning Workshop of 4-H Coordinators	San Mateo, Rizal	GFArado
Feb. 26-28	Ladderized Course Workshop	Baguio City	GFArado
Feb.28-March 2	Training on Conflict Management & Parliamentary Procedure	Coop Bank of Bohol	JFTrinidad, MRMisiion, LBBorbano
March 4-6	Livestock Focal Person Planning Workshop	ITCPH, Lipa, Batangas	RLCastro
March 4-8	Training on Produktibong Pinoy	Peñalosa Farm, Bacold	AAGotardo
March 7	Globally Important Agricultural Heritage Seminar Workshop	La Fortuna	GFArado
March 12-14	Enterprise Development Training	ATI-C.O	BCLlamedo
March 14-18	Training on Produktibong Pinoy Strategy cum Agritecture for Sustainable Habitat	Peñalosa Farm, Bacolod	CMODaquio
April 1-15	National TOT on Good Agricultural Practices on Fruits and Vegetables	Panado, Davao	PAPatindol
April 22	Agri-tourism Workshop	Davao	CMODaquio
April 22	Farm Tourism Association Meeting	ACES, Panabo City	CMODaquio
April 24-26	1st Quarter Rice Assessment	Valencia, Bohol	MEFLucero
April 24-26	1st Quarter Rice Assessment	Valencia, Bohol	MEFLucero
May 6-10	Scholarship Assessment	Camarines Sur	CMODaquio
May 14-17	M&E Workshop	ATI-8, Baybay, Leyte	LBBorbano
Sept. 3-5	Joint 2nd & 3rd Quarter ATIMA Meeting	Cavite & Mindoro	CMODaquio
Sept. 5-8	3rd Bloggers Event for OA	Bacolod	MPSoliva
Sept. 16-20	ATI FY 2014 Core Program Implementation Workshop	Mandaluyong City	AAGotardo
Oct. 16-20	Training on Farm Business	Manila	AAGotardo
Oct. 16-18	National Organic Congress	PCIC, Manila	CMODaquio
Oct. 22-25	VLAP National Convention	Leyte	GFArado
<b>B. INTERNATIONAL</b>			
April 22-May 1	Training on Rootcrops Production & Processing (Sweet potato & Cassava)	East Java, Indonesia	JABOliver
May 22-June 1	Executive Study Tour in the Cooperative Extension Services	Southern State of USA	CMODaquio
Sept. 24-26	1st ASEAN conference on Agriculture & Bio-Systems Engineering	Manila	SGGallardo
Oct. 6-15	International TOT on GAP Manga	Manila & Subic	AMMacaambac
Nov. 10-21	Training Program on Meat Goat Production	USA	RLCastro
Dec. 10-21	Certified KM Program and Study Visit on US Electronic Extension Program	USA	MGSPungay



### C.1 Youth in Agriculture Program (YAFP)

ATI-7 provided scholarship program to the sons and daughters of farmer in Region 7 under the Youth in Agriculture for SY 2012-2013. Twenty seven (27) graduated in Agriculture and Agri-related courses.



### C.2 Expanded Human Resource program (EHRDP)

The expanded Human Resource Development program (EHRDP) for agriculture and fisheries modernization aims to provide quality education and training in service and technology to accelerate social progress and promote development assigned for the Agricultural Extension Worker. There were eleven (11) graduates. Seven (7) from BISU- Bilar Campus, Three (3) from BISU-Tagbilaran Campus and one (1) from CTU-Cebu City.

### C.3 Rural Based Organization

The different Rural Based Organizations (RBOs) were revitalized and strengthen by ATI-7 since 2009. Namely the 4-H Clubs (Youth), Rural Improvement Clubs (RICs), Pambansang Mananalon, Magsasaka, Mag-uuma, Magbaaol (P4MP), Magsasakang Siyentista (MS), Indigenous People (IPs), Volunteer Leaders Association of the Philippines (VLAP), and the League of Organic Agriculture Mayors (LOAM). ATI-7 various capability building trainings, livelihood financial assistance, and developed and maintained this farms to showcase learning sites.



### C.4 Adopt a School

An innovative extension strategy ATI-7 pioneered the Adopt-a-School with the Department of Education (DepEd) with Fourteen (14) participating schools (see Figure 5 below). Both the technical and financial assistance were provided by the office to showcase an Integrated Diversified Farming System with emphasis on Organic Agriculture.

**Table 5. Participating Schools for ATI-7's Adopt-a-School with DepEd**

	Name	School	Address
1.	Nilo Cempron	Eastern Cogon Elem. School	Eastern Cogon, Tagb. City
2.	Rufina Artiaga	San Miguel Tech'I Voc'I School	Pob. San Miguel, Bohol
3.	Pablita Cabarles	Manga Nat'I High School	Manga Dist., Tagb. City
4.	Victorino Tabaranza	Tupas Elem. School	Tupas, Antequera, Bohol
5.	Fe Granaderos	Taming Nat'I High School	Taming, Danao, Bohol
6.	Liza Indoyon	Ubuja Elem. School	Ubuja Dist., Tagbilaran City
7.	Arvin Magpiong	E. Villanueva Nat'I High School	Pob., E. Villanueva, Siquijor
8.	Arturo Bendanillo	Kabatuan Elem. School	Pob., Genatilan, Cebu
9.	Gemma Castro	Medellin Central School	Pob., Medellin, Cebu
10.	Warlita Napiere	San Isidro Nat'I High School	San Isidro Dist., Tagb. City
11.	Ricardo Cal	S-Bullones Tech'I Voc'I School	Sierra Bullones, Bohol
12.	Eldiebrando S. Correa	Cabawan Elementary School	Cabawan Dist., Tagb. City
13.	Marciano Traverro	San Jose Elementary School	San Jose, Getafe, Bohol
14.	Nida Butron	Bohol Island State University	Zamora, Bilar, Bohol



**Sector : ECONOMIC DEVELOPMENT**

**Sub-sector : Agriculture**

**Office : BOHOL AGRICULTURAL PROMOTION CENTER (B-APC)**

## I. HIGHLIGHTS OF 2013 ACCOMPLISHMENTS

### A. RESEARCH DEVELOPMENT AND EXTENSION

#### I. Rice Varietal Screening and Selection

Eight (8) studies were conducted and established on-station and on-farm, namely:

- (1) Multi-location Adaptation Trial for Transplanted Rice
- (2) Multi-location trial for Direct Wet-Seeded Rice
- (3) Special Purpose Rice Trial,
- (4) National Cooperative Tests for Hybrid Rice
- (5) Participatory Varietal Selection for Inbred Rice under Rainfed Lowland condition,
- (6) Varietal Selection under Upland condition,
- (7) Varietal Selection for Drought Tolerant Rices, and
- (8) Varietal Selection for Saline Tolerant Rices.



Based on the results of the trials established for two cropping season, dry and wet season, (Dec. 2013- Oct. 2013), the following obtained the top five (5) highest yielders:

<u>Study</u>	<u>Average Yield</u> (tons/hectares)
(1) Multi-location Adaptation Trial for Transplanted Rice (line entries only)	
<u>Group 1</u>	
a. MAT 5	5.9
b. MAT 4	5.6
c. MAT 6	5.5
d. MAT 7	5.5
e. MAT 9/MAT 1	4.9
(2) <u>Group II</u>	
a. MAT 11	5.5
b. MAT 14	5.4
c. MAT 16	5.1
d. MAT 20	5.1
(3) Special Purpose rice	
a. Basmati 370	4.08
b. Basmati JM2	3.80
c. Basmati CLS1	1.80
(4) Hybrid varieties	
a. PHB 77 (promising line)	9.53



b. NSIC Rc 262H (M38)	9.48
c. PHB 73 (promising line)	9.28
d. NSIC Rc 202H (M19)	7.73

(5.1) Irrigated lowland -Inbred varieties

a. NSIC Rc 240	8.14
b. NSIC Rc 222	7.95
c. NSIC Rc 216	7.16
d. NSIC Rc 238	7.14
e. NSIC Rc 224	6.98

(5.2) Rainfed condition –inbred varieties

a. NSIC Rc 222	5.6
b. PSB Rc 18	5.3
c. NSIC Rc 192	4.9
d. NSIC Rc 282	4.9
e. NSIC Rc 288	4.7

(6) Upland condition

a. Palawan	2.67
b. Upl Ri3	2.53
c. Lubang	2.34
d. Upl Ri1	2.11
e. Farmers variety	2.00

(7) Drought –tolerant rice

a. NSIC Rc 276	5.62	
b. PSB Rc 286		5.42
c. NSIC Rc 278	5.02	
d. NSIC Rc 222	4.99	
e. NSIC Rc 192	4.55	

(8) Saline-tolerant rice – was not successful, plants did not survived due to intrusion of too much salt water in the paddies.




## II. Upland & High Value Crops

(1) Vegetable under protective & Open field Cultivation using only organic fertilizer from the vermi-compost.

a. Lettuce and muskmelons were planted inside the 4 screen houses

b. Vegetables planted in the open field were; squash, eggplant, cucumber, ampalaya, sweet pepper, upland kangkong and bulb onion.

(2) Corn Varietal Trial



This was conducted in Dao Experimental Field and harvested October 2013.

### III. Integrated Crop & Resource Management

A study on the Evaluation of the different curing processes for vermicompost and biochar (carbonized rice hull) showed that germination of lettuce seeds as a response to the different curing of media. One-day storing of the cured biochar (using the different solutions affected the germination of the seeds. There was no significant result on the number of day during regardless of treatments. However, Treatment 4 – (1 part vermin compost and 3 parts CRH) gave higher percentage germination, as illustrated in Table 1.



Table 1. Plant response test ( germination of lettuce to test the effect of biochar curing at different stages)

<u>Treatments/ storing time</u>	% Germination Tests			
	a. One-day after treat	b. 7-days after treat	c. 14-days aft treat	d. 21-days aft treat
T1 - cured with 2% urea solution	70	81	85	89
T2 - cured with IMO-NFS ( 1:500) fermented concoctions	71	86	85	90
T3 - cured with unchlorinated water	65	85	86	90
T4 - cured with vermicompost ( 1 part vermin compost: 3 parts biochar (crh))	70	88	87	90

### IV. Rice-based Farming Systems Approach (The Palayamanan Model)

Five (5) municipalities were piloted for the Palayamanan Projects, namely: Loboc, Calape, Sierra Bullones, Pilar and Danao. Each of the pilot areas have different activities based on the resources and inputs of interventions. Aside from the technical guidance and supervisions conducted, capability enhancement training/seminars were facilitated as follows:



Lettuce and Bulb Onion Production Training (Apr 12, 2013)

- Commodity Training – accomplished 5 training
  - Pineapple Production Training
  - Corn Production Training
  - Training on Vegetable Production (lettuce & Bulb onion)
  - Training on Mushroom Production
  - Seminar on Coffee and Cacao Production
- Institutional Development Training-



Basic Bookkeeping Seminar (April 12, 2013)

- Basic Bookkeeping Seminar
  - Credit Management Seminar
  - Financial Management Seminar
  - Women Economic Empowerment Business Planning
- Entrepreneurial Skills Development Training
    - Ampao Product Development Seminar
    - Hands-on Training on Cassava Food Processing
    - Ampao Product Enhancement Seminar



Cassava Processing Seminar

### 1. Palayamanan Loboc

Monitoring on the usage of Pump Irrigation System Open Source (PISOS). Conduct of demo on vegetables and watermelon after rice. This is to support the demand of vegetable and fruits in the tourism area which includes the municipality of Loboc.

The concept is to sustain the profitable rice production in the upland and rainfed areas of Barangay Valladolid, Loboc, Bohol which was supported by the Pump Irrigation System Open Source (PISOS). With the use of the water pump additional paddy areas were established. A total of 15 hectares was benefited. The irrigation pump will be used especially during dry months. Low yields at 1.0 to 2.5 tons per hectare were expected as the paddies were mostly submerged with salt water.

Conduct of demo on Watermelon after rice planted during the dry season cropping was adaptable to farmers. However, due to unfavourable condition at the reproductive stage melons bear smaller fruits, but still some farmers were able to obtain additional income from the sale of melon fruits.

### 2. Palayamanan Calape

Supervision and guidance were provided to sustain the association's activities, such as involvement on entrepreneurial activities and introduction of Mushroom production technology and acquisition of Flatbed Dryer (FBD) to support the postharvest activities in rice production. Fertilizer revolving fund was also sustained hence more farmer-members availed for their vegetable and rice production fertilizer requirements.



### 3. Palayamanan Sierra Bullones

The association has various activities from production technologies to business enterprises. Those farmer-partners who were trained on the processing of salabat, calamay and banana chips now engage on selling of their products. New technologies such as mushroom production, growing of bulb onion were introduced to enhance their production.




Releases and collection of the assistance of production inputs

still continue thru the Fertilizer Revolving Fund managed by the association, likewise the production of the organic fertilizer from vermi-composting, communal garden and goat dispersal were still sustained.

#### 4. Palayamanan San Isidro, Pilar

With the participation during seminar, workshops and trainings farmer-partners were now able to prepare the plans and activities for the association. Income generating project were now engaged by some farmers who were inclined to entrepreneurship, such as Ampao making and Balot production.

Litter Production - Swine Dispersal Project



The Local Government Unit (LGU) also provided support on swine dispersal project. Technology on Rice-Duck Integration was practiced by one farmer giving him additional income from his rice farming.

#### 5. Palayamanan Danao

Activities conducted in the were on the collection of data on rice yield data per cropping, based on the crop cut sampling low yield was still attained as expected brought about by the unfavourable weather condition.

Rice - Duck Project, Farm Visit - August 10, 2012



Communal garden was planted with assorted vegetables and upland crops. Sale from the vegetables and upland crops serves as income of the association. Rental on the use of the Multipurpose Drying Pavement (MPDP) was one of the income generating project of the association.



Farmer-partners also availed of the Fertilizer Revolving fund as support on their farm input requirements. Individual entrepreneurial activities like banana chips making and salabat making are still on going.

### V. Socio-Economics Research

1. A survey on the Commodity Flow and Marketing Systems of Major Agricultural Products in Municipalities with Palayamanan Project in Bohol.

The survey was conducted at Palayamanan sites of Pilar, Sierra Bullones, Calape, Danao and Loboc. A total of 518 farmer respondents were interviewed. Data includes crops that were commercially grown and marketed within and outside the locality, the share distribution and marketing flow or scheme established by the farmer-producers.





Commodity	Pilar	S-Bullones	Danao	Calape	Lobo c
Eggplant	20.56	17.65	24.64	36.05	15.56
Stringbeans	20.56	14.71	20.29	6.98	8.89
Sweet Pepper	13.89	8.82	4.35	5.81	2.22
Ampalaya	7.78	12.94	14.49	12.79	17.78
Squash	6.67	4.12	11.59	8.14	8.89
Pechay	6.11	5.88	4.35	4.65	4.44
Tomato	3.33	10.00			4.44
White Gourd	3.33	1.18	1.45	1.16	6.67
Okra	2.78	4.71	10.14		4.44
Baguio Beans	2.78	3.53			
Ginger	2.78	10.00	2.90	2.33	13.33
Water Melon	2.78	0.59	4.35		4.44
Chayote	1.67	0.59			
Cabbage	1.67	0.59			
Spring Onion	1.11	2.78		2.33	

Table 2. Commodity Flow & Markets at the Palayamanan sites

Survey results showed that rice, corn, sweet potato, gabi, cassava, ubi and banana were the staple crops commercially grown in the 5 municipalities wherein rice was predominantly marketed in all 5 municipalities with share distribution ranging from 54%-60% followed by corn (except for Loboc where ubi was next to rice) with marketing share of 12%-25%. The highly marketed vegetables include eggplant, stringbeans, ampalaya, squash, sweet pepper, tomato, ginger and pechay (Table 2).

## VI. Pest and Disease monitoring

Promotion of site-specific technologies & pests/ disease monitoring , this was conducted in six (6) municipalities under the CABATUANS; Calape Tubigon, San Isidro, Antequera, Catigbian, Balilihan. Actual field visits was done with a total of 60 farmers interacted and provided with technical guidance on pest and disease management and farm management on rice production.



## VII. Multiplication/distribution of seeds and planting

Rice and other upland crops were planted at the research station production areas. These will be the source of planting materials for techno demo and extension activities such as distribution (in packs) to clients who would like to plant the available seeds.

- 1. Rice Seed Multiplication** was established in Ubay and Tubigon sub-station. A total of 7260 kilograms of rice seeds were produced and a total of 1,070 farmers have availed the seed materials at 2 kilograms per pack. These were distributed upon requests from walk-in clients and during HEAT Caravan and to farmer-partners at the Palayamanan areas.





2. **Upland crops seeds and planting materials yield multiplication** were planted in Tubigon sub station and Dao experimental field. Crops planted were; cassava, corn, sweet potato, okra, squash and peanut. Walk-in clients, Palayamanan farmer-partners and recipients during HEAT Caravan were given with seeds and planting materials.

3. **Other crops production/distribution:**

- a) OPV Corn – produced 221 kgs., 210 farmers availed of the seeds at 1 kgs. per pack
- b) Peanut – produced 95 kgs., 25 recipients availed
- c) Sweet potato – 4216 cuttings distributed to Palayamanan areas
- d) Cassava – distributed 4375 cutting to 50 farmers in San Miguel and Sagbayan
- e) Vegetable – produce 11 kgs. Of okra and squash seeds with 40 farmers availed at 20 grams per pack.



## VIII. Farm Waste Utilization

Vermi-culture and composting project of which farm wastes and by-product are utilized as substrate or food to the worms. Forty bags of composts at 25 kgs.pack was produced, theses were applied to vegetables and upland crops planted at the Dao experimental field, for the organically grown vegetables production.

## B. SUPPORT SERVICES

### I. Information Communication Technology (ICT)

- a) Maintenance of digital databank of documents ,pictures, emails, PC's and internet connectivity such as wifi and LAN. Updating of bulleting and panelboard. Submitted/uploaded news releases/articles to websites/ social media at [www.boholapc.org](http://www.boholapc.org), [www.boholpressrelease.com](http://www.boholpressrelease.com) and facebook
- b) Edit / produce/ reproduce agri related information materials with 563 recipient who availed of the reading materials such as brochures, flyers and leaflets distributed during HEAT Caravans, seminars and also walk-in clients.
- c) Documentations in print and video of the different APC and PATCO activities and requests from the Provincial Government and line agencies.
- d) Provision of technical support on IT needs such designing of tarpaulins and certificates; trouble shooting of PC's. USB and printers. Support to artworks and labels to RDE



- and PATCO activities, such as programs, activity sheets, certificates, agri- booths, exhibits and backdrops.
- e) Maintenance/operate AV facilities/equipments.

## II. Farm Mechanization & Engineering

1. Agro-meteo data collection and banking. Source of data from Pag-asa station at Dao, Daus and BES station Ubay. Data on rainfall, temperature, humidity, wind velocity and wind direction were gathered.
2. Assessment of various small irrigation projects implemented in the province. Such as diversion



Testing of 4-Wheel Drive Tractor



Testing of power tiller



Fabrication of rotary weeder

- dams implemented in the province of Bohol.
3. Testing/fabrication of farm machines & equipments
  4. Facilitate/monitor the implementation and distribution of farm machines, production facilities & postharvest facilities, 61 recipients/beneficiaries were provided with assistance in the processing of documents in availing the machineries and equipments.
  5. Technical Engineering support such as field survey, layouting and designing of paddy or structural areas.
  6. Validation & technical engineering support & preparation of documents for infra, PHF, and farm machines.
  7. Organizational Strengthening for Irrigation Beneficiaries, conducted in Dagohoy Small Water Impounding project.



## III. Soils Laboratory

1. Collection of soil samples were done as per requests and based on target. Forty one (41) samples have been collected in separate area and locations.

- a) Two hundred eight (208) soil samples was received submitted by researcher and farmers making a total of two hundred forty nine (249) soils samples to be processed for physical and chemical analysis.
  - b) Chemical and Physical Analysis
2. A total of seven hundred twenty (720) items analyzed base on the request of farmers and researchers; these includes analysis for:
  - a) pH
  - b) % organic matter
  - c) Available P
  - d) Exchangeable K
  - e) % Nitrogen
3. Formulated fifty two (52) fertilizer recommendation to support the request of twenty two (22) clients; either researcher or farmers. These will be the basis for crop establishment and input requirement such as fertilizer.
4. Established and updating of database on basic soil nutrient characterization and fertility map per municipality in the province of Bohol.



#### **D. PROVINCIAL AGRICULTURE TECHNOLOGY COORDINATING OFFICE (PATCO)**

##### **I. Agri Pinoy Rice Program**

##### **1. Seed Procurement and Distribution**

- a. Starter seeds (RS) - 970 bags of registered seeds were distributed
- b. Buffer stocking – 4738 bags

##### **2. Techno Demo**

- a) Location Specific Technology Demonstration (LSTD) conducted in 4 sites, with FFS component per site, participated with 138 farmers
- b) Ratooning techno demo for Inbred Rice conducted in 6 sites

##### **3. Research and Development**

- a) PVS for Newly Released Hybrid Varieties
- b) PVS for Irrigated Lowland Rice Varieties
- c) PVS - Drought Tolerant Rice
- d) PVS - Saline Tolerant Rice
- e) Upland Rice Varietal Trial

##### **4. Organic Agriculture Program (OA)**

- a) Organic Rice Production Demo conducted in 3 sites
- b) Profiling of Input Producers and Organic Agriculture Practitioners of Crops, Livestock and Fishery Sectors in Bohol

##### **5. Extension Support**

- a) Local Farmer Technician's Program (LFT's) - 24 farmer leaders were trained
- b) Development & Commercialization of Upland Rice Technology: Collection of Upland Rice varieties and land races in Region 7 Bohol
- c) Sikat Saka Briefing w/ Emphasis on Financial Management w/ IA Members

- d) Farm Service Provider - Social Mobilization Activities
- 6. Farm and fishery production-related machinery and equipment distributed:**
  - a) Thresher - distributed 12 units
  - b) Hand tractor - distributed 27 units
  - c) 4WD tractor with 22 -35 HP capacity 1 unit for delivery
  - d) Establishment of CSB - 1 unit completed construction, 3 on going construction

**7. IRRIGATION DEVELOPMENT SERVICES**

- a) Rehab of Diversion Dam – 1 unit constructed in Mambool, Duero
- b) Construction of SFR - 10 units constructed
- c) Rehab /improvement of Irrigation System - 4 units rehabilitated

**8. Postharvest equipment and machinery distributed**

- a) Net / Laminated Sacks (10 meters /farmer) – distributed 6493 pcs.
- b) Palayshed – 16 units for construction
- c) Rice Mill Complex 2 - 2 units for construction
- d) MPDP - 8 units completed the construction
- e) Warehouse construction – 1 unit ongoing construction
- f) Construction of FBD – 11 units for construction



**AGRI –PINOY CORN / CASSAVA PROGRAM**

**II. Agri Pinoy Corn/Cassava Program**

**1. Program Support Services**

- a) White Corn Seed Exchange
  - o Distributed 540 kgs or 30 bags of registered corn seeds to 20 beneficiaries.
- b) Support to cassava production. Distributed 87,175 seed pieces (cuttings) to 25 farmer beneficiaries. These were planted in a 15.5 hectare area in Tubigon, Sierra Bullones, Sagbayan and San Miguel.
- c) Pest and Disease Surveillance and Control Program. 200 hectares from the municipalities of Sagbayan, Carmen, San Miguel, Sierra Bullones, Dagohoy, Trinidad, Ubay, Pilar and Danao were monitored
- d) Farm Mechanization and Tractor Pool Program. Distributed 1 4WD Tractor to LGU Dagohoy.
- e) Rehabilitation Program. Distributed 3,960 kgs. or 220 bags of hybrid corn seeds to 230 recipients from 26 LGUs in the province.



**D. PILOT FARM MECHANIZATION & TRACTOR POOL PROGRAM**

**Table 1. Corn seed distribution**

District I		District II		District III	
Municipalities	Qty (bags)	Municipalities	Qty (bags)	Municipalities	Qty (bags)
Antequera	3	Dagohoy	5	Alicia	5
Balilihan	1	Danao	5	Batuan	2
Corella	2	Inabanga	2	Bilar	2
Dauis	3.5	Pres. Garcia	6	Candijay	2
Loon	2	Sagbayan	35.5	Carmen	31

District I		District II		District III	
Municipalities	Qty (bags)	Municipalities	Qty (bags)	Municipalities	Qty (bags)
Sikatuna	1	Clarin	3	G-Hernandez	4
Tubigon	1	San Migeul	15	Jagna	5
		Trinidad	11	Mabini	3
		Ubay	12	Pilar	15
				Sierra Bullones	27
				Valencia	16
Totals	13.5		94.5		112

**2. Post Harvest Development Services.** Forwarded to DA RFO 7 documents for the availment of Cassava Granulator intended for LGU Ubay and San Miguel and JLS Farmer Association.

### 3. Extension support, education and training services

- a. Conduct of technology demonstration on corn/cassava production. Established in two sites; Ubojan, Sagbayan and Camanaga, San Miguel. Along with the techno demo was the conduct of Farmers Field School (FFS)



- b. FFS on Corn Kasalikahan. 8 FFS on IPM corn was conducted separately on 8 sites, namely: West Lungsod-daan, Garcia Hernandez; Tubod, Clarin; Villa Milagrosa, Pres. Garcia; Anoling, Candijay; Mahayag, Dagohoy; Pob., San Miguel; Camambugan, Ubay and Union, Ubay; these was participants with a total of 277 farmers.

- c. Other training facilitated

- Training on Corn Integrated Pest Management (IPM) Refresher Course and Updating the FFS Curriculum (for Corn Technician)
- Training on Corn Seed Production, Certification and Accreditation of Seed grower
- Refresher Course & Updating of FFS Curriculum
- Corn Husk Handicraft Training
- Cassava skills training & production technology
- Cassava (Food) Livelihood Training



### **III. Agri Pinoy HVCD Program**

#### **1. Production Support**

##### **a) Seeds/planting materials distribution**

- Vegetables/spices (assorted) Indigenous/aromatic herbs – 5550 pieces
- Fruit tree seedlings (assorted)
  - Guyabano – 7200 pcs
  - Jackfruit – 6200 pcs
- sweet potato – 2500 cuttings
- Ubi – 300 kgs.
- Super cardava – 2000 pcs. distributed to LGU Sierra Bullones, Loon & Jagna
- Lakatan – 2000 pcs. distributed to LGU Alicia, Pilar, Calape & Sevilla
- Rambutan – 1250 pcs. received by the LGUs
- Lanzones – 1250 pcs. received by the LGUs
- Cacao – 8000 pcs.

##### **b) Farm animals, equipments /machines distributed**

- Draft animals (carabao) - 5 heads , received by LGU Talibon, Pilar Dimiao, Carmen & Batuan
- Distribution of farm equipments
  - Hand Tractor – 4 units, received by LGU Carmen, BES & BOATech (2)
  - Power pruner – 5 units, received by LGU Carmen, Danao, Mabini, Tubigon & Loon
  - Power sprayer – 5 units, received by LGU Carmen, Danao, Mabini, Tubigon & Tubigon
  - Knapsack sprayer – 6 units, received by LGU Garcia Hernandez, Dagbayan, Dagohoy, Balilihan, Sikatuna
- Greenhouse system – 2 units,
- Greenhouse rehab – 1 unit for LGU Baclayon
- Organic/Biological Fertilizer Plant estab.- 1 unit, on going establishment at BISU
- Banana chipper – 1 unit, received by OPA
- Fruit dehydrator – 2 units, received by OPA
- Fruit juice extractor – 1 unit, received by OPA
- Shredding machine – 2 units, received by APC & LGU Loboc
- Cacao grinder – 1 unit, received by LGU Sierra Bullones
- Cacao roaster – 1 unit, received by LGU Batuan
- Squash processing equip't – 1 unit received by Federated RIC, Lila
- Banana processing equip't – 1 unit, received by Federated RIC, Lila
- Seedling tray – 935 pcs. distributed to LGU recipients
- Grub hoe – 1384 pcs. distributed to LGU recipients
- Pick mattock – 11 pcs. distributed to LGU recipients
- Garden trowel – 1908 pcs. distributed to LGU recipients

##### **c) Irrigation Development Services**

- Spring development – 1 unit constructed in San Vicente, Sagbayan
- Water plastic drum – 315 pcs distributed to LGU recipients



- SFR – 2 site constructed in Binliw, Ubay & Magsaysay, Talibon
- Rain shelter establishment – 1 unit
- Rain shelter maintenance – 1 unit
- d) BAPC nursery –

Established and maintained 2,000 pcs of assorted fruit seedlings like avocado, jackfruit guayabano, bankok santol and chicos. 2000 seedlings were already distributed to requesting LGU's, the DepEd, Tagbilaran City; distributions were done also during HEAT Bohol Caravan and walk-in clients. The seedling distribution was intended for the National Greening Project.

#### **IV. AGRI BUSINESS PROJECT (AMAD)**

##### **1. Food Terminal Projects (Bohol)**

###### **a) Barangay Food Terminal (BFT):**

- Existing 5 areas were operational , namely: Rizal, Pilar, Libaong, Panglao, Cansumbol, Bilar, San Vicente, Dagohoy, Poblacion and Guindulman

###### **b) Municipal Food Terminal (MFT):**

- Existing 2 areas were functional and operational, namely:  
MFT – Anda  
MFT Guindulman

###### **c) 2013 BFT schedule:**

- Poblacion, Candijay – launched Sept. 5, 2014
- Canlusong, Valencia – launched Nov. 19, 2014
- Looc, Jagna – still processing of document
- Poblacion, Dimiao – check release Oct. 31, 2013
- Baang, Catigbian – procurement of equipments, damaged by earthquake
- Poblacion, Getafe – launched Dec. 2013
- Ilihan Norte, Tubigon – pending processing of documents brought by earthquake
- Cabayugan, Calape – for fund release
- Lincod, Maribojoc - pending processing of documents brought by earthquake
- Jimilian, Loboc – procurement of equipment on going, not yet launched

###### **d) Conduct of trainings for Food Terminal Operators**

- Agri-Enterprise Development Training (Jul. 16, 2013)
- Managerial Training (Jul. 17, 2013)
- Leadership, Entrepreneurial and Values Formation (Sept. 26-27, 2013)
- Financial & Marketing Management on Organic Agriculture (Nov. 2013)



#### **V. INFRA SUPPORT**

1. Facilitate the implementation and distribution of infra and PHF projects,
  - a) Rice Mechanization, Post Harvest Facilities and Irrigation Projects

<b>1. Hand tractors (P130,000/unit ) = 24 units distributed</b>			
	<b>PROPONENT</b>	<b>CONTACT PERSON</b>	<b>LOCATION</b>
1	AMBUAN CATIGBIAN IA	Rolando Pabi	Ambuan, Catigbian
2	NAHAWAN- UBUJAN IA, INC.	Norberto R. Pudalan	Nahawan, Clarin
3	SUNDUWAN IA	Antonio Diez	San Roque, Maribojoc
4	HIBALE PALAYAMANAN FARMER'S PARTNER ASSO.	Genaro Orapa	Hibale, Danao
5	BONTOD CALUASAN IA	Neptali Ayuban	Caluasan, Dagohoy
6	SAN MIGUEL ORGANIC FA	Sabas E. Bolanio	San Miguel, Dagohoy
7	USWAG KATIPUNAN ASSOCIATION	Aurelio E. Diaz	Katipunan, Sagbayan
8	SAN ANTONIO ORGANIC FA	Gregoria L. Hemelo	San Antonio, Sagbayan
9	BALINTAWAK FA	Marciano Crescencio	Balintawak, Talibon
10	PLANCE IA	Leoncio Auxtero	San Jose, Talibon
11	GABIBU IA	Edgardo Felisilda	Bulilis, Ubay
12	GALIHOK IA	Freddie Golosino	Hambabauran, Ubay
13	BAG AO HIMATAO	Bernabe N. Sarona	Guadalupe, Carmen
14	NVE ASSOCIATION	Genaro Quilas	Nueva Vida Este, Carmen
15	NEFA	Claudio Clavite	Nueva Vida Este, Carmen
16	BUENASKAPA IA, INC.	Apolinar I. Taray	Buenasuete, Pilar
17	ESTACA KALIGAYAHAN IA, INC.	Ignacia Licayan	Estaca, Pilar
18	SAN ISIDRO MPC	Nicanor C. Quarteros	San Isidro, Pilar
19	BOFAMCO	Anacleto P. Granaderos	Poblacion, Pilar
20	STA. CRUZ PALAYAMANAN FARMER'S PARTNER ASSO.	Anastacio Butron	Sta. Cruz, S-Bullones
21	CATUGASAN IA		Catugasan, Lila
24	SAN ISIDRO, PILAR PALAYAMANAN FARMER'S ASSO.	Vernard P. Tadena	San Isidro, Pilar <b>3 units</b>
<b>2. Rice Thresher (P110,000/unit) – 11 units</b>			
1	BASACAN IA	Raymundo S. Dumanayos	Bayongan, S. Miguel
2	SANJOFRAN IA	Antonio A. Eronico	San Francisco, Talibon
3	CAMALIAN LAT N IA	Randy Quisto	Camalian, Ubay
4	Calanggaman Casate Tuburan (CCT) IA	Virgilio D. Brina	Calanggaman, Ubay
5	STA. CRUZ FA	Silvino Casil	Sta. Cruz, Anda

6	CAMPAGAO BASAK DAKU IA	Modesto O. Decasa	Campagao, Bilar
7	ROXAS BILAR IA	Alberto C. Jaya	Roxas, Bilar
8	CANSUMBANG IA	Emmanuel Butron	Lumbay, Pilar
9	SAGNAP IA	Antonio L. Balaba	Catagdaan, Pilar
10	MALINGIN IA	Manolito C. Basilad	San Pascual, Ubay
11	NVE FARMERS ASSOCIATION	Claudio Clavite	Nueva Vida Este, Carmen
<b>3. MPDP – (P236,000/unit) – 14 units</b>			
1	SIKATUNA SMALL FARMERS ORG.	Florintino A. Saluta	
2	POB. SUR CANDAJEC IA	Victor I. Lapiz	Poblacion Sur, Clarin
3	CAGAWASAN CARP FARMERS BENEFICIARIES MPC	Villasis B. Geloca	Cagawasan, Dagohoy
4	CALUASAN MPC	Rogelio L. Tiedra	Caluasan, San Miguel
5	STO. NIÑO FA	Wilfredo I. Palma	Sto. Niño, San Miguel
6	MAHAYAG SM GROUP	Socrates C. Cuario	Mahayag, San Miguel
7	CALUASAN CARP BENEFICIARY MPC	Artemio B. Cubio	Caluasan, Dagohoy
8	SMALL FARMERS MPC	Julieto C. Montano	San Isidro, San Miguel
9	FATIMA LAT H IA	Elmerlito P. Gurrea	San Jose, Talibon
10	LAT. "G" SAN FRANCISCO AND SAN JOSE IA, INC.	Narciso Auza	San Francisco, Talibon
11	QUEZON SMALL COCONUT FARMER ORG.	Julio Digamon	Quezon, Batuan
12	ESTABUENA IA	Ladislao Berongoy	Buenasuerte, Pilar
13	ESTACA KALIGAYAHAN IA, INC.	Ignacia Licayan	Estaca, Pilar
14	MACAAGAS IA	Carlos Cabañes	Cagawasan, Pilar
<b>4. FBD (P700,000/unit) – 11 units</b>			
1	BAGTIC MASAGANA MPC, INC.	Amancio Llorente	Baang, Catigbian
2	SAMIDA	Cecilio S. Baay	San Miguel, Dagohoy
3	DASEGA/DALNE MPC	Roger J. Escobedo	Poblacion, Dagohoy
4	CORAZON LAT F IA	Henry G. Cambangay	Corazon, San Miguel
5	MALINGIN IA	Manolito C. Basilad	San Pascual, Ubay
6	BAY-ANG EAST IA	Benedicto Atuel	Bay-ang, Ubay
7	BUENAS IA	Antonio Siesmundo	Buenavista, Ubay
8	GABIBU IA	Edgardo Felisilda	Bulilis, Ubay
9	VILLARCAYO IA	Erwin J.	Villarcayo, Carmen

Gumapac			
10	BUENASKAPA IA	Apolinar Taray	Buenasuerte, Pilar
11	MACAAGAS IA	Carlos Cabañes	Cagawasan, Pilar
5. Laminated sacks – 6493 pieces			
6. 4WD Tractor (P1.2M) – 1 unit			
1	BOHOL APC	Tagbilaran City	
7. Warehouse construction (2.5M) – 1 unir			
1	DASEGA/DALNE MPC	Dagohoy	
8. Propose repair of Community Seed Bank (4 units - P600,000)			
1	BASACAN IA (P128,000.00)	Raymundo Dumanayos	Bayongan, San Miguel
2	MASDANUEBA IA (P69,000.00)	Danilo M. Escobar	Mahayag, Dagohoy
3	BAY-ANG EAST IA (P145,000.00)	Benedicto Atuel	Bay-ang East, Ubay
4	SAN D MIL IA (P150,000.00)	Tereso C. Cruda	San Miguel, Dagohoy
9. Rehab of Diversion Dam (DD) – (P0.7M) – 1 unit			
1	MAMBOOL SWISA	Exequel Cadorna	Mambool, Duero
10. Construction of SFR – (P50,000/site) – 10 sites			
SIKATUNA		c/o LGU-SIKATUNA	Sikatuna
11. Rehab/improvement of Irrigation System – 4 sites			
1	POBLACION IS (Php1.8M)	Victor Lapez Sr.	Poblacion Sur, Clarin
2	CALINGGANAY SWIP (Php0.62M)	Aurelio Salo	Calingganay, Alicia
3	BASAK DAKO IS (Php0.5M)	Modesto Decasa	Campagao, Bilar
4	CALANGGAMAN (Php1.0M)	Dr. Fernando Doroy	Calanggaman, Ubay
12. Farm to Market Road Project			
LGU - Panglao		5M	Sitio Daorong Danao, Panglao
LGU - Loon		5M	Cogon Norte - Tubodio, Loon

## G. PHILIPPINE GOVERNMENT AND KOICA PROJECT:

### a) Modern Integrated Rice Processing Center (RPC)

Location: Poblacion, Pilar, Bohol



### PROJECT GOAL:

Increase the income of rice farmers and the same time contribute in achieving rice self-sufficiency in the country by 2013

**PURPOSE:**

Improve the efficiency of rice production and processing systems as a means of reducing post-harvest losses and improving the quality of milled rice, distribution system and to maximize the utilization of rice by-products.

**1. PROCUREMENT from December 11, 2012 to December, 2013**

Paddy	Volume (kg) @ 14% MC	Average Moisture Content (%)	Average Buying Price (P)	No. Farmers and farmers organization	No. of Municipalities Served
Wet Paddy Procured	738,911.41	23.76	16.99	185 - 15	13
Dry Paddy Procured	1,041,671.6	14.08	18.50	368 - 6	14

**2. DRYING OPERATION from December 11, 2012 to December, 2013**

Variety	Volume	Volume	MC( Ave)	MC( Ave)	Red uction	Avera ge	Cost	Cost of Paddy
	Initial (kg)	Final (kg)	Initial (%)	Final (%)	%	Buyin g Price(P)	Paddy (P)	After Drying (P)
RC-18,RC-222, M-19, SL-8, IR-66, RC-192, RC-212,, Begante, RC-218, RC-10,Katago, RC-238, RC-146, RC-240, Frontline, Pioneer,	899,278.65	746,142.01	24.46	13.89	17.03	18.80	15,894,629.92	16,124,512.76

**3. MILLING: (a) Other Recoveries**

Sorter Reject (kg)	Brewers (kg)	Bran (kg)	Imm. Grains
13,743.2	3,168.0	155,148.5	none

**4. MILLING OPERATION FROM December 11, 2012 to December, 2013**

Variety	Milling Recovery (Ave)	Volume Input (Paddy)	Volume Output (Rice)	Volume Broken Rice	Total No. of Bags
RC-18,RC-222, M-19, SL-8, IR-66, RC-192, RC-212,, Begante, RC-218, RC-10,Katago, RC-238, RC-146, RC-240, Frontline, Pioneer,	64.4	1,447,913.10	874,849.9	69,041.0	18,877.8

**5. MILLED RICE SALES from December11, 2012 to December, 2013**

Milled Rice	Volume (kg)	Sales		
		Sales within the Municipality (kg)	Sales within the Province (kg)	Sales Outside the Province (kg)
Special ( Pink )	12,371.50	3,721.5	6,700	1,950.0
Special ( Japonica)	55	55	0	0
Premium	148,088.50	40,088.5	60,100.0	47,900.0

Well Milled	90,818.0	36,368.0	54,450.0	0
Regular	628,551.0	145,801	437,250.0	45,500.0
Broken	62,539.0	29,039.0	39,000.0	2,500.0
Y-Dam Rice	3,315.5	2,465.5	850.0	0

6. SALES from Other Recoveries

Other recoveries	Volume (kg)	Sales		
		Sales within the Municipality	Sales within the Province	Sales Outside the Province
Sorter Rice	9,878.0	9,878.0	0	0
Brewer	2,657.5	2,107.5	550	0
Bran	130,922.0	83,202.0	47,720.0	0
Color Sorter Reject	321.0	321.0	0	0

7. Average Milling Recovery: 64.4 %

8. Conduct of information caravan to 63 IA's under NIS and 13 IAs under CIS with a total of 292 officers attended covering the municipalities of Carmen, Dagohoy, Pilar, Sierra Bullones, Alicia, Ubay, San Miguel and Talibon.



**Sector** : ECONOMIC DEVELOPMENT

**Sub-sector** : Agriculture

**Office** : DEPARTMENT OF AGRARIAN REFORM (DAR)

## I. HIGHLIGHTS OF 2013 ACCOMPLISHMENTS

### A. LAND TENURE IMPROVEMENT

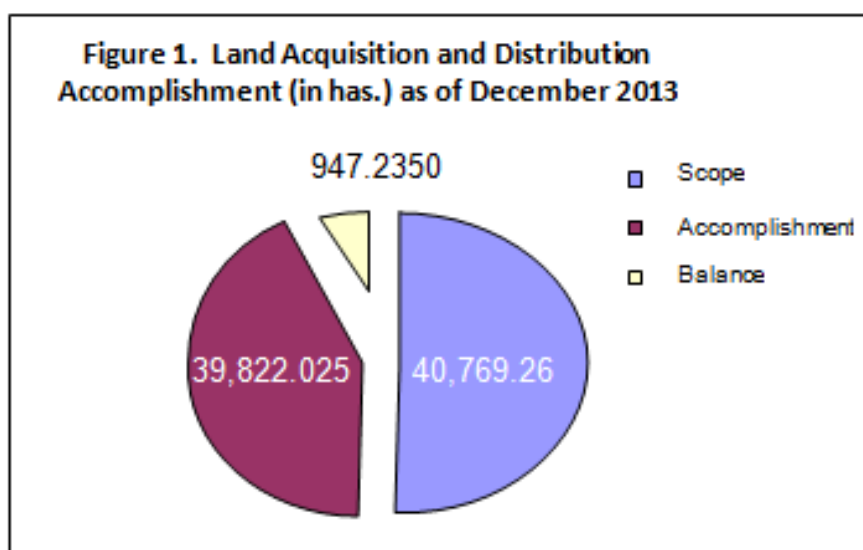
DAR under R.A. 9700 or the CARP Extension with Reforms (CARPER) is now on its 5<sup>th</sup> year of implementation. CY 2013 is a very challenging year for the Department. Factors of time and natural calamities that badly hit the nation made it more difficult attaining the mandated national targets. Bohol as the epicenter of the 7.2 magnitude earthquake, the long absence of electricity in the entire province as aftermath of Typhoon Yolanda and the implementation of the Rationalization Plan definitely would have affected the work perspective of DAR Provincial employees. But despite of all the hardships faced, DAR Bohol was not deterred in attaining most if not all of its mandated targets. Because of the speedy performance in the distribution of agricultural lands within the prescribed period, it is foreseen that Bohol would be Land Tenure Services (LTS) free by next year.

**DAR still focuses on its three (3) major final outputs now called as:** Land Tenure Services; Agrarian Legal Services and Technical Assistance Support Services. The essence of CARP is “*land to the landless*”. This concept is embodied in the LTS component of the program. It is subdivided into Land Acquisition and Distribution (LAD); and non-LAD schemes. The latter include Leasehold Operations (LHO); Stock Distribution Option (SDO), and Production and Profit Sharing Option (PPS). DARPO-Bohol has no scope on SDO and PPS.

#### Land Acquisition & Distribution (LAD)

Land Acquisition and Distribution involve the redistribution of all public and private lands to qualified farmers and farm workers, subject to the retention limit and just compensation to landowners. LAD involves complex processes such as land identification and documentation, conduct of land survey, land valuation and compensation, preparation of land distribution folder, Land title registration and land title distribution.

As of December 31, 2013, Figure 1 below shows the Land Acquisition and Distribution Status in terms of area and No. of Agrarian Reform Beneficiaries, to wit:



About 98% of the total working scope of 40,769.26 hectares in terms of area had already been accomplished. This is equivalent to 39,822.025 hectares of agricultural lands distributed to 33,254 agrarian reform beneficiaries (ARBS). Figures indicated in the scope, accomplishment and balance are acquired areas.

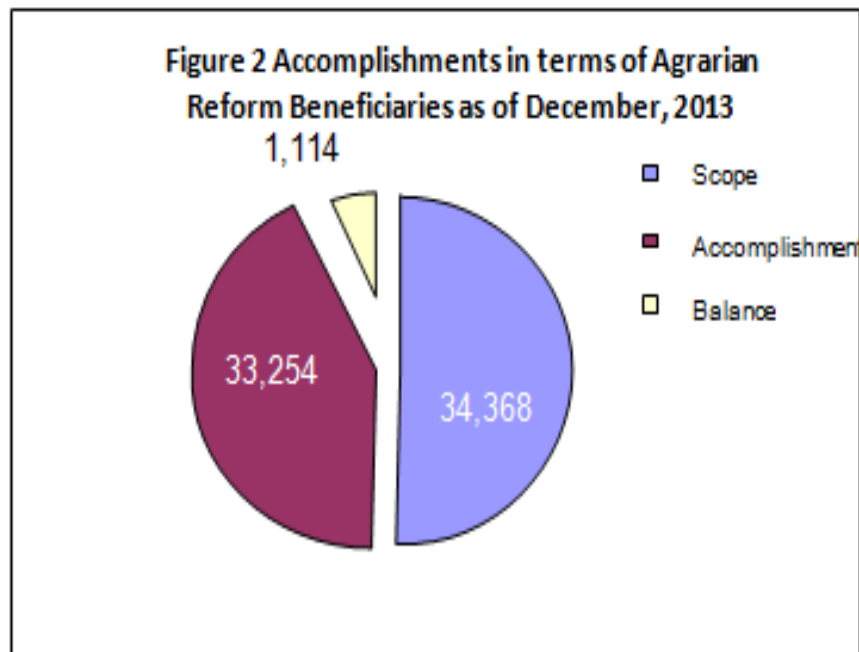


Figure 3. CY 2013 Accomplishment

ACTIVITY	TARGET	ACCOMP		%	BALANCE
	Gross Area	Gross Area	Acquired Area		Gross Area
LAD	1090	987.6559	783.1728	91%	102.3441
LEASEHOLD	100	99.0868	99.0868	99%	.9132

Figure 3 shows the accomplishment versus its target for the year. For CY 2013 Department's accomplishment on LAD is based on the gross area. DARPO-Bohol accomplished 987.6559 hectares on Land Acquisition and Distribution equivalent to about 91% against the target of 1090 hectares. This benefited 718 ARBs.

Figure 4. Accomplishment by Land Type

Private Agricultural Land (PAL)		Gross Area
CA		320.7187
VOS		33.8891
VLT		8.5676
OLT		2.4313
<b>SUB-TOTAL</b>		<b>365.6067</b>
UPALS		622.0492
<b>TOTAL</b>		<b>987.6559</b>

Figure 4 shows where the accomplishments came from. Still, the difficulty in acquiring private agricultural lands is the main hindrance why its figure of accomplishment is far behind that of government-owned lands.

### Leasehold Operation

Leasehold operation covers tenanted lands that are within the allowable retention ceiling of five (5) hectares per landowner. The share tenancy arrangement between landowner and tenant could be transformed into a leasehold arrangement. The tenants become agricultural lessees who, instead of paying the landowner a percentage share of the produce, will instead pay a fixed rental that is computed on the basis of historical production records.

Figure 5 – CY 2013 Accomplishment

ACTIVITY	TARGET	ACCOMP	%	BALANCE
LEASEHOLD	100	99.6468	99%	0.3532
No. of ARBs	126	125	99%	1

Figure 6. Cumulative accomplishment (As of December 31, 2013)

Leasehold Scope		Cumulative Accompl.		BALANCE	
Area	ARBs	Area	ARBs	Area	ARBs
20,680	24,338	20,605	24,263	75.0000	75

Figure 5 shows the accomplishment for the year which is 99.6468 as against the target of 100 or an equivalent of 99% accomplishment. Figure 6 shows the cumulative accomplishment as of December 31, 2013.

Figure 6 shows the total cumulative accomplishment which is 20,605 hectares as against the scope of 20,680 hectares or equivalent to 99.6%, benefitting 24,263 ARBs. These figures show that only .4% remains to be placed under leasehold for the province.

These accomplishments are all retained areas of the landowners. Leasehold contracts with EP/CLOA were not anymore included in the reports.

### Other LTI Related Activities

LTI Related Activities include the following: survey of new lands; subdivision of collective CLOA; redocumentation of Collective CLOA; Transformation of problematic landholdings to workable and generation of LDIS.

Figure 7. Other LTI Activities Accomplishments

ACTIVITY	TARGET	ACCOMP	%	BALANCE
SR Transmitted to LMS (New Lands)	432	434.7764	101%	
Transformation of Problematic landholdings into workable landholdings	100	130.7316	130%	
SR Transmitted to LMS (Subd. Of Collective CLOA)	900	816.3466	91%	86.6534
Redocumentation and Registration of individual CLOA	1582	1053.1858	66%	528.8142
Generation of Land Distribution and Information Sheet (LDIS)	100	160.4341	160%	

Survey of new lands and Collective CLOA is an indispensable activity of Land Acquisition and Distribution (LAD) process. Major final output of this activity is new lands with approved survey plans but DARPO Bohol accounted the survey returns transmitted to LMS as its accomplishment

Once again, target on survey of new lands has been surpassed by 101%. DARPO Bohol was able to accomplished 434 hectares out of its 432 hectares target. Transformation of problematic landholdings is a vital activity in attaining the LAD target as problematic landholdings are part of it. DARPO Bohol strategized by utilizing personnel who have backgrounds on legal aspects as most of the problems involved legal issues.

Redocumentation and registration of Collective CLOA is also important an important activity under LAD program. Distribution of individualized titles is the final hurrray for the farmers as they receive their individual title on their hands.

LDIS activity is a requirement from the Land Bank of the Philippines for the payment of compensation acquired by the Comprehensive Agrarian Reform Program Extension Reforms (CARPER)

## II. PROGRAM BENEFICIARIES DEVELOPMENT (PBD)

Delivery of support services to ARBs is undertaken in tandem with the redistribution of agricultural lands in order to empower the ARBs by providing them access to physical and socio-economic infrastructure and ensure sustainable productivity of the awarded lands.

Agrarian Reform Communities (ARCs) were launched to serve as focal point of economic development in the countryside. ARC is a barangay or cluster of barangays where a critical mass of ARBs is situated. It is a strategy where government and other stakeholders'

resources and services are converged to accelerate rural growth in rural areas through a holistic, people centered and area focus approach community development.

In order to attain its vision, PBD focuses on three (3) major final outputs namely: Social Infrastructure & Local Capability Building (SILCAB); Sustainable Agri-Business and Rural Enterprise Development (SARED); Access Facilitation and Access Enhancement Services (AFAES).

#### **A. Social Infrastructure & Local Capability Building (SILCAB) : Laying the foundations of Rural Development**

After an ARC will be confirmed by the National ARC Task Force and launched at the respective locality, there will be a series of activities to be conducted to include the development of an ARC Development Plan using the Participatory Area Planning (PAP) approach. Under the PAP approach, ARBs will be the one to identify the priority needs of the community. Farmer leaders are trained to equip them with the necessary knowledge especially on how to safeguard and sustain the coffers of every cooperative or agri-business enterprise.

Tables below show the accomplishments versus its targets for this component of support services:

- Community Assessment, Mapping and Planning**

Performance Indicator	Target	Accomp.	%	Balance
No. of brgy. assessed	20	25	125%	
No. of brgys. w/ dev't. plans	20	25	125%	
No. of ARBOs profiled	15	15	100%	
List of crops profiled	5	6	120%	
New ARB Membership in Organization	2,500	2,818	113%	
ARBOs assisted in membership recruitment	64	79	123%	
ARBOs assisted (coops, Fas, IAs women's group etc.)	175	101	57%	

- Gender-responsive Capacity Dev't. of ARBs/ARBOs and ARCs

Performance Indicator	Target	Accomp.	%	Balance
New ARB Membership in Organization	2,500	2,818	113%	
ARBOs assisted in membership recruitment	64	79	123%	
ARBOs assisted (coops, Fas, IAs women's group etc.)	175	101	57%	

## **B. Sustainable Agribusiness and Rural Enterprise Development (SARED): Uplifting the Socio-Economic well-being of the ARBs through increased productivity**

To empower and transform the ARBs into progressive entrepreneurs and to promote economic growth in the rural areas, DAR implements Micro, Small and Medium Enterprises (MSME) development strategy. In this scheme, ARBs are given technical assistance and extension services to capacitate them with the skills and knowledge towards producing quality and competitive products and services.

DAR also provides marketing assistance with ARBs thru linkages with prospective agri-investors and other product buyers. Among these are the regular conduct of trade fairs and establishment of marketing centers.

The Agrarian Reform Community Connectivity and Economic Support Services or ARCESS is the latest program for this component which intends to achieve economies of scale in agricultural production by organizing the important facets of land preparation, harvesting, logistics and marketing in order to reduce the cost of inputs, improve production efficiencies and increase productivity and income of ARBS. This consolidation of efforts requires commodity-based enterprise interventions.

The organization being referred is the public-private partnership. Examples of private sectors are civil society organizations and business-based groups. This organization/s will be tapped by DAR to provide business development services (BDS) to ARB organizations. Along with BDS, farm implements and equipment will be given to ARB groups to help in their production and processing requirements.

ARCESS formally started in CY 2012. In the province of Bohol, the municipalities of Antquera, San Miguel, Alicia, Loon, San Isidro and Catigbian are the recipient municipalities of this special project. Activities undertaken were trainings of ARBS, profiling of people's organizations and job coachings. Procurement of equipments will materialize in 2013.



Tables below show the accomplishments versus its targets for this component:

### 1. ARCESS Activities

Activities	Performance Indicator	Target	Accomp.	%	Balance
Project Proposal Generation	# of project propo-sals generated	15	15	100%	
Engagement of Business Dev't. Service	# of ARBOs involved	21	21	100%	
	# of ARBs involved	9207	3225	35%	5,982
	# of business units developed	7	1	14%	6
Common Services Facilities Procurement (CSFs)	# of ARBOs facilitated	28	21	75%	7
	# of CSFs identified	49	49	100%	
	# of units delivered to ARBOs	33	33	100%	
Contract Management	# of program grounding orientation conducted	3	3	100%	
	# of technical evaluation reports submitted to NAPCO	28	3	11%	25

### 2. Regular Activities

Activities	Performance Indicator	Target	Accomp.	%	Balance
Promotion of the dev't. of new agribusiness lands	# of ARC Cluster documented	1	1	100%	

Activities	Performance Indicator	Target	Accomp.	%	Balance
Dev't. of agri- business plans of the ARC cluster	# of agribusiness plan prepared in ARC cluster	1	1	100%	
Dev't. of gender-responsive agri and non-agri enterprises	# of products and services developed	7	8	114%	
	# of products launched in commercial markets	7	8	114%	
	# of business planning workshop conducted	4	5	125%	
	# of business plan packaged	4	4	100%	
WASH-Focus Rural Livelihood/ Enterprises	# of operational rural & livelihood enterprises	1	1	100%	
Provision of Market- ing Assistance	# of local trade fairs participated	3	3	100%	
	No. of marketing contracts facilitated w/ agribusiness buyers	7	45	642%	
	Amt. covered in the marketing contracts	15 M	15.031 M	100%	
	# of org'n. involved	28	13	46%	15
Provision of Gender Responsive and Socialized Credit/ microfinance Assistance	# of org'n. developed as microfinance providers	2	2	100%	
	# of org'ns. provided w/ credit	35	84	240%	
	# of ARBs provided w/ Micro-finance credit	3,000	3,128	104%	
	Amount accessed	3 M	14.081 M	649%	
	# of ARBs provided w/ Agri-credit	7,000	7,481	107%	

Activities	Performance Indicator	Target	Accompl.	%	Balance
	Amount accessed	7 M	27.451 M	392%	
Job Generation	# of Jobs generated	200	340	170%	

### C. Access Enhancement Services (AFAES) : Linking Viable Resources to the Community

Infrastructure is a key to creating a progressive economic environment and prosperity in the countryside. The provision of infrastructure projects in the province DAR Bohol is local and foreign assisted. For foreign assisted projects, it draws counterpart fund support from the provincial and municipal government units.

The province of Bohol is fortunate that aside from Agrarian Reform Funds (ARF) for CARP, there were also foreign donors, namely: the Belgian Integrated Agrarian Reform Support Project (BIARSP) from the government of Belgium; Agrarian Reform Support Infrastructure Project (ARISP) from Japan for International Cooperation (JBIC); the Philippine Australia Agrarian Technical Support for Agrarian Reform and Rural Development (PATARRD) of the Australian government; and the Second Agrarian Reform Communities Development Project (ARCDP) from the World Bank. The latest foreign project that the province has is the Agrarian Reform Support Project III (ARISP III).

Monitoring activities on all existing projects were also undertaken to ensure its sustainability.

Table below shows the completed and on-going infrastructure projects of ARISP III in the ARCs of Catigbian, Balilihan, Alicia and Danao. See photos in Annex A.

#### 1. Provision of Access to Physical Infrastructure

CY 2013 ARISP III Projects Completed

Municipality	Project Name	Cost	Construction Schedule		%
			Start Date	End Date	
Balilihan	Dorol CIP	6,405,860	5/1/13	9/27/13	100%
	Sagasa CIP (delayed due to Earthquake)	15,965,460	5/1/13		88%
Catigbian	Pob-Western-Rizal Road	18,196,848	11/15/12	5/15/13	100%
Danao	Orapa-P. Trazo-Macapagal St. FMR	13,958,138	12/17/12	4/17/13	100%

Alicia	Cayacay CIP FAW	1,459,250	1/16/13	2/16/13	100%
--------	--------------------	-----------	---------	---------	------

## 2. Provision of Basic Social Services

Activities	Performance Indicator	Target	Acco mp.	%	Balance
Installation of WASH facilities; Potable water supply	# of WASH facilities	2	2	100%	
	# of units provided	1	26	260%	
	# of HHs benefited		25		
Support services for rural women	# of women's desk established & maintained	1	1	100%	
	# of programs and projects implemented	21	24	114%	
	# of women served	210	220	105%	
Support services for Land Owners	# of Land Owners' desk established	1	1	100%	
	# of Land Owners served	21	24	114%	

DAR not only focuses on the importance of its ARBs but also on the welfare of rural women. DARPO Bohol was able to established women's and landowners's desks.

### **The good practices or innovative approaches developed or acquired thru the foreign/local projects initiatives are the following;**

- i. Establishment of grass roots micro-finance in Agrarian Reform Areas thru Members Savings Operation (MSOs), (MICOOP) and DAR - CARD, INC. Capability Development Program or the Savings and Credit System which is a quasi-bank or bank like operation. The establishments of a quasi-bank particularly in areas where banks and other financial institutions are not available help a lot in terms of savings and loan accessing by our Agrarian Reform Beneficiaries. It started with a few thousands of pesos as operating capital and now, the pilot sites or the pioneering MSOs are already millionaires.
- ii. Another good practices or innovative approach introduced by our FAPs initiatives was on the establishment of Drug Revolving Fund at the Carmen Health District Hospital and Health plus Outlet or Botika sa Barangay at the different barangay level. The drug revolving fund with a start up capitalization of one million (Php1,000,000.00) has now reached to P6,500,000.00 for the purchase of cheaper medicines that would supply to the established Health Plus outlet in the different barangays, so that our ARBs can access in time of dire needs. Our ARBs will no longer go to the Poblacion to buy medicines because of the presence of such facilities. There are now 55 Health Plus Outlet established in our ARC and non-ARC areas and the planned of replicating this in other

municipalities is an on-going activities. Aside from establishing outlets, it is now distributing cheaper medicines to Botika ng Bayan.

- iii. Another good practices or innovation is the Tilapia Project, a tie-up with Bureau of Fisheries and Aquatic Resources (BFAR) which aimed to augment the productivity income of our ARBs in the rural areas. The recipient areas of this intervention are Sta. Cruz, Batuan, Catigbian and Buenavista, Carmen.
- iv. Another intervention given to our farmer-beneficiaries in tandem with the Department of Agriculture is the conduct of training on carbonized rice hulls. This organic technology is taught to the farmer beneficiaries in order to help them increase household income through organic farm productivity. The recipient areas are Mantacida, Catigbian, Guadalupe, Carmen and Buenavista Carmen.

ARC Level of Development Assessment (ALDA) is a development tool that would provide the field implementors data on land tenure and other equally important areas such as status of ARB organizations, economic and physical infrastructure, farm productivity and income, basic social services provision and gender development. The ALDA data serves as critical input to municipal and ARC-based action planning and strategies development.

This tool helps determine the maturity level of our Agrarian Reform Communities (ARCs) as well as the organizations or cooperatives being assisted by DAR. ALDA is conducted every fourth quarter of the year, and its existence is already more than 12 years for purposes of determining the different levels as well as the gaps or needs that will be translated into operational plan in order to help those at the lower levels and help sustain the functionality of the ARCs and ARBOs that belong to level 5. Table below shows the different ARCs at different levels and Organizations at different Organizational Maturity Assessment levels.

**III. Agrarian Justice Delivery** - Delivery of agrarian justice involves agrarian legal services and adjudication of agrarian cases.

#### **A. Agrarian Legal Services (ALS)**

Delivery of agrarian justice comprises the following functions:

- a. Representation of farmer beneficiaries before the Regular Courts, Quasi-judicial bodies, Office of the Prosecutor, Ombudsman, others;
- b. Resolution of cases arising from Agrarian Law Implementation (ALI);
- c. Conduct of mediation/conciliation;
- d. Legal counseling/information;
- e. Prosecution of Agrarian Reform violators; and
- f. Resolution of problematic landholdings.

**Table 1 – CY 2013 Agrarian Legal Services Accomplishment**

PROGRAM/PROJECTS/ACTIVITIES	CY 2013 TARGET	ACCOMP. Jan. to Dec. 2013	%
Judicial Court Cases	13	5	38%
Quasi-judicial cases	406	760	187%
Agrarian Law Implementation (ALI)	847	795	93%

Mediation	432	482	111%
-----------	-----	-----	------

This reflects the status of accomplishment vis-a-vis target for Agrarian Legal Assistance:

#### **B. Adjudication of Agrarian Reform Cases (AARC)**

The DAR Adjudication Board (DARAB) through the Provincial Adjudicator is vested by law to exercise its quasi-judicial functions to hear and resolve agrarian reform cases. These cases mostly involve agricultural tenancy and land valuation.

**Table 1 – CY 2013 Adjudication of Agrarian Reform Cases Accomplishment**

PROGRAM/PROJECTS/ACTIVITIES	CY 2013 TARGET	ACCOMP. Jan. to Dec. 2013	%
Resolution of cases	397	946	272%
Mediation of Conflicts through ADR	397	908	228%
Post Judgement	88	40	45%
Execution/Implementation	35	885	2,528%

DARAB Bohol has consistently been a performer in terms of resolving cases. The figures above show that in CY 2013, again, accomplishments have surpassed more than what has been mandated.

#### **IV. ORGANIZATIONAL PROFILE**

Through the years, DARPO-Bohol is manned by competent and committed personnel. It has enough personnel complement per plantilla in each of the division and in the municipal offices.

DARPO-Bohol has a total number of three hundred thirteen (313) plantilla positions. However, only one hundred ninety (190) or 61% are filled up while one twenty-three (123) or 39% are vacant. The total personnel strength of the province is one seventy-seven (177) as of December 31, 2013. The other thirteen personnel are detailed in other provinces.

##### **Human Resource Development**

Trainings and development programs were provided by the management to DAR personnel to equip them with the knowledge and skills for the attainment of their tasks. For CY 2013, DARPO Bohol was able to conduct 8 orientations/briefings, 63 support programs; attended 9 trainings, 5 orientations and 11 support programs; facilitated 2 trainings, 1 orientation/briefing and 12 support programs.

##### **Data and Information Management**

Data and information management have played a crucial role towards reflecting the needed information as basis for decision making by the management in the course of implementing a program/project.



DAR Bohol is maintaining three (3) databases namely EPIs/CLOAs which provides information of the data on PD 27 & CARP accomplishment; LAD CARPER database for LAD Balances and Legal Cases Monitoring System (LCMS) which monitors the status of case folders. This system enables the Secretary of the Department to monitor the case folders via online.

## V. PUBLIC MANAGEMENT

Information plays a vital role to establish and maintain partnership with the key players in the implementation of the Comprehensive Agrarian Reform Program with Reforms (CARPER). The key players include the agrarian reform beneficiaries, CARPER implementing agencies, foreign donors, academe, people's organizations, among others. These stakeholders including the general public deserve to know what the DAR Provincial Office of Bohol has been doing through the years.

Table below shows the activities accomplished for CY 2013 in terms of social marketing and advocacies.

### SPECIAL PROGRAMS ON AGRARIAN REFORM STAKEHOLDER RELATIONS OFFICE (SPAR-SRO) Accomplishments

MAJOR FINAL OUTPUTS (MFOs)	INDICATORS	TARGET	ACCOMP	% of Accomp
<b>A. QUICK RESPONSE OPERATIONS</b>				
1.1. Information / Advice / Referrals	No. of client assisted	24	45	188
1.2. Documents QRO Cases	No. of case brief prepared	5	10	200
<b>1.3. Facilities resolution of QRO Case / Complaints</b>	No. of cases / complaints terminated at field level	17	12	71
2. Ocular Inspection / Investigation	No. of ocular / investigation conducted and reported	4	12	300
3. Mediation and Conciliation	No. of mediation and conciliation conducted	27	41	152
4. Dialogue / Consultation	No. of PO/NGO dialogues / consultation facilitated / conducted	5	7	140
	No. of agreements reached	2	4	200
5. Monitoring / Updating / Reporting	No. of cases updated	144	142	99
	No. of periodic accomplishment reported / QRO reports submitted	12	21	175
		-	-	-
<b>6. Other, QRO related activities</b>				
6.1. Participation in meetings / conferences / seminars / workshops	No. of meetings/conferences seminars participated	4	8	200
		-	-	-
6.2. Attendance / Conduct of trainings / special courses	No. of training conducted	3	2	67
6.3. Special assignments	No. of reports submitted	3	12	400

## V. ARISP III COMPLETED PROJECTS

- Name of Project: POB.WESTE PROV'L. RD.  
Location: LHAMPTKPT ARBS ARC  
Project Cost: P18,196,848.00  
Physical Target: 1.86 KM



- Name of Project: HAGUILANAN GRANDE-CANTOMIMBO-SAL-ING FMR  
Location: BALILIHAN ARC  
Project Cost: P51,439,607.00  
Physical Target: 6.939 KM



- CPWASH – Tabok, Danao: 1 unit - IRF; 25 units - BIOSAND
- CP WASH – Mantacida, Catigbian: 1 unit – Rain Water Harvester
- Tilapia Project - Sta. Cruz, Batuan, Catigbian, Bohol, Buenavista, Carmen
- Carbonized Rice Hulls Training - Mantacida, Catigbian; Guadalupe, Carmen; Buenavista, Carmen
- Rice Production Seminar in Balilihan
- Livelihood Trainings and Marketing Assistance



<b>Sector</b>	<b>:</b>	<b>ECONOMIC DEVELOPMENT</b>
<b>Sub-sector</b>	<b>:</b>	<b>Agriculture</b>
<b>Office</b>	<b>:</b>	<b>NATIONAL FOOD AUTHORITY (NFA)</b>

## I. HIGHLIGHTS OF 2013 ACCOMPLISHMENTS

### A. PROCUREMENT

NFA's (National Food Authority) palay procurement aims not only to boost its rice inventory, but to provide farmers a fair return of their investment should farm prices fall below the government support price of Php17.00 per kilogram. NFA Bohol procured 6,197 bags during the year which is 97.74% of the 6,340 bags target for the year 2013. The high ex farm prices which ranged from P18.00 to P20.00 per kilogram during the year was the primary reason for not meeting our procurement target.

### B. DISTRIBUTION

A total of 263,199 bags of rice were distributed in 2013 which marked a 101.23% of the year's target of 260,000 bags. NFA's distribution target was shifted from low to high scenario during the last quarter of 2013 because of the 7.2 magnitude earthquake which struck Bohol in October of that same year.

The volume of rice releases for relief operations went mostly to DSWD, UN World Food Program, GMA Kapuso Foundation and other charitable institutions. The total volume distributed during the year consisted of 191,870 bags to regular sales, 66,079 bags to earthquake relief operations and 5,250 bags to the victims of typhoon Yolanda.

- **Average Prices of Rice and Corn**

Prices of rice stayed at affordable levels during the year. Wholesale price of Regular Milled Rice (RMR) were noted from Php36.00 to Php41.00 per kilogram; Well Milled Rice (WMR) from P41.00 to P43.00 per kilogram and Premium varieties from P44.00 to P47.00 per kilogram. Corngrits retail price maintained at a range of from P32.00 to P33.00 per kilogram.

### C. INDUSTRY REGULATION

A total of 1,580 grains businessmen were licensed during the year. The number of licenses was only 86.52% of the year's target of 1,826. NFA office was not able to continue in the conduct of its mobile licensing after the 7.2 magnitude earthquake hit Bohol in October because of the impassability of roads and collapsed bridges, hence, the non-attainment of its target for licensees. However, NFA's revenues from grains license collection reached P1,964,010.00 which is 100.01% of its P1,920,724.00 target for 2013.

During 2013, food industry interrelations consisted of three (3) meetings with GRECON Bohol, four (4) quarterly PFAC meetings, three (3) farmer's Ugnayan meetings and

attendance to several meetings of agriculture-related agencies which include two (2) stakeholders' dialogues with DA Secretary Proceso Alcala.

On enforcement, a total of 1,220 grains business establishments were inspected and 36 apprehensions were made during the year. Amount collected through enforcement activities was only P117,731.00 compared to last year's P223,504.00. The noted decrease is due to the suspension of enforcement activities and test milling after the occurrence of the earthquake.

#### **D. TECHNICAL RESEARCH SERVICES AND DEVELOPMENT**

As NFA Bohol strictly adheres to its policy of stock quality maintenance and good warehouse keeping, all its stored and milled palay and rice were ensured of quality standards before they were released and distributed to NFA's accredited retailer outlets.

Nine (9) major projects were undertaken by the office during the year under its Repair, Maintenance and Technology (RMT) which include the repairs of the NFA provincial office perimeter fence, comfort rooms, records room, steel window ventilators of GID and FLGC, Carmen warehouses, GID walkway, electrical system and repainting of FSC warehouse. The repair of our staff house started in December under NFA's RMT and from a funding from DPWH under its Assistance for Other Government Agencies Program in the amount of P500,000.00. The total RMT project cost amounted to P1,820,000.00.

NFA Bohol also undertook projects funded by the Department of Agriculture for the construction of a dryer shed at FGLC warehouse, upgrading of the said warehouse's power supply, repair and rehabilitation of dryer, provision of dust collector and pre-cleaner. The said DA funded projects cost P920,000.00.

#### **E. FINANCE**

Total expenses incurred by the NFA Bohol Office in 2013 amounted to P30,179,267.41. The amount is 12.4% higher compared to 2012's expenses of P26,849,822.03. The increase is attributed to the various activities related to rice distribution and relief operations. The liquidation of stock accountabilities of three (3) stock accountable officers were done and completed during the year.

#### **F. HUMAN RESOURCE MANAGEMENT AND MANPOWER DEVELOPMENT**

The total personnel complement for the year 2013 is 34. On employee benefits, NFA Bohol was able to pay all salaries as well as State and corporate benefits on time. Several trainings and seminars which were NFA-sponsored or otherwise were also attended by employees during the year 2013. NFA Bohol prides itself to have received during the year an outstanding rate and award from the Civil Service Commission for its implementation of the Anti Red Tape Act.

#### **G. PUBLIC AFFAIRS**

All of NFA's programs and activities were widely disseminated through the print and broadcast media and during the various Ugnayans with its stakeholders as well as in meetings called by agriculture-related agencies.



Sector : ECONOMIC DEVELOPMENT

Sub-sector : Agriculture

Office : PHILIPPINE COCONUT AUTHORITY (PCA)

## I. HIGHLIGHTS OF 2013 ACCOMPLISHMENTS

### A. NATIONAL COCONUT FARM DEVELOPMENT PROGRAM (NCFDP)

The National Coconut Farm Development Program (NCFDP), a continuing thrust of PCA, aims to urgently address declining coconut productivity. This program has the following components, namely: **Participatory Coconut Planting Project (PCPP)**, **Coconut Seedling Dispersal Project**, **Intercropping**, and **Salt Fertilization Project**.

- **Participatory Coconut Planting Project (PCPP)**

Under Option 1-Phase II of the incentive-based Participatory Coconut Planting Project (PCPP) CY 2012 which was completed in 2013, a total of 172,679 seedlings were stabilized/established in the field with an equivalent area of 1,726.79 hectares involving 1,906 farmer-participants. Total incentives paid totaled to P2,762,864. Under Option 2-Phase II, 73,932 seedlings were stabilized/established in the field equivalent to 739.32 hectares with 708 farmer-participants served. Total incentives paid to farmer-participants under Option 2 totaled to P1,182,912.



- **Coconut Seedling Dispersal Project**

For PCPP 2013 Option 1-Phase I, a total of 394,322 seednuts have been sown by 2,556 farmer-participants in coconut nurseries. On the other hand, 29,544 seedlings were planted under Option 2 with 909 farmer-participants. Incentives will be due for payment in 2014. For the Coconut Seedling Dispersal Project, a total of 18,000 seedlings from PCA Ubay seedgarden were generated and planted with a total of 251 farmer-participants.



- **Intercropping and Capacity Building**

The Kasaganahan Sa Niyugan ay Kaunlaran ng Bayan (Sustainable Livelihood Project for Coconut Growing Communities), otherwise known as KAANIB was another project of PCA implemented in 2013. The project aims to establish income-generating activities and diversify coconut-based farming systems and products, as well as empower



Community-Based Organizations through capacity-building and skills training. The pilot KANIB Project at Adlawan, Valencia implemented several projects in 2013, namely: Establishment of Semi-direct Copra Dryer, Banana Intercropping, Cacao Intercropping, Goat Raising, and Native Chicken Raising. A Capability-Building Training was also conducted while other activities included the following: Maintenance of Intercropping Projects, Pest and Disease Control of Cacao, Massive Vaccination of poultry due to New Castle Disease outbreak, Fertilizer application, and nursery establishment/maintenance. For the KANIB Project in Catmonan, Calape, farmer-participants engaged in Coco Sauce-making. Newly-established KANIB sites located in Taongon Can-andam, Dimiao, Tanday, Corella, Buenos Aires, Carmen and Katarungan, Ubay were still in the social preparation phase with the conduct of Participatory Rural Appraisal (PRA) in these sites.

- **Salt Fertilization Project (SFP)**

Another project under the NCFDP is the Salt Fertilization Project (SFP). For Batch XII (Repeat Order) delivered in CY 2012 but applied in CY 2013, a total of 9,000 bags of Salt Fertilizer were applied to 225,000 coconut trees good for 2,250 hectares with 1,554 farmers participating under the program. Under Batch XIII (CY 2013 Procurement), the province received a total of 23,957 bags good for 598,925 trees or equivalent to 5,989.25 hectares with 5,415 farmers served.

## **B. PEST AND DISEASE MANAGEMENT**

On Pest and Disease Management, containment measure against *Brontispa longissima* (Coconut Leaf Beetle) has been vigorously undertaken in the province. The Provincial Office has been maintaining a laboratory for the mass production of pupal parasitoid as biological control against the pest. Such measure has been proven to be more effective aside from being environment-friendly compared to chemical control. *Brontispa* population in the province has been considered under control with the employment of pupal parasitoids. An estimated 5,661 coconut trees were treated in 2013 with this containment measure.

PCA technicians conducted 1,291 surveillance activities for the early detection of *Brontispa* infestation with 962 barangays monitored. Also, 878 advocacy campaigns on *Brontispa* control were undertaken with 8,796 farmers served. Moreover, extension workers conducted a total of 880 advocacy campaigns on early detection and treatment of other coconut pests and diseases.

## **C. VILLAGE-LEVEL AND SMALL AND MEDIUM ENTERPRISE DEVELOPMENT**

On Village-level and Small and Medium Enterprise Development, 115 Coconut Farmers Organizations were assisted on the utilization of coconut product and by-products with 1,077 farmers served. Under Trade and Markets, the following were registered in 2013: 112 copra traders, 5 buko traders, 9 coco graters, 2 VCO Producers, 5 shell traders, 4 coconut charcoal producers, 1 charcoal exporter, 40 coco lumber dealers, 70 coco lumber dealers, and 239 coco lumber processors/308 chainsaw/2 bandsaw units. One (1) oil palm nursery owned by AGUMIL located at Matin-ao, Carmen was also registered. Moreover, on Investment Trade Promotions, PCA also participated during the Sandugo Fair in July, 2013 and was able to display and sell coconut-based products. PCA also participated in the municipal Agri-fairs held in Corella and Balilihan.





PCA Booth during the Bohol Sandugo Agri-Fair last July 22-27, 2013.



Signing of MOA for the Coco Village Processing Center at Balilihan, Bohol by the Honorable Governor Edgar Chatto and PCA Administrator Euclides Forbes on September 29, 2013.

#### D. INSTITUTIONAL SERVICES

On Institutional Services, sixteen (16) Barangay Local Coconut Industry Development Councils (LCIDCs) were formed. PCA also facilitated the processing of 119 COCOLIFE Insurance claims.

#### E. EXTENSION SERVICES AND OTHER ACTIVITIES

Extension services and activities include the following: 544 Farmers' meetings, 4,576 farm visits, and 3 field trips. On Techno Demo sessions/Skills Training, 71 trainings were conducted on processing technology with 2008 participants while 130 trainings on Good Agricultural Practices (GAP) were conducted with 3,941 participants. A total of 884 information materials were distributed. On the other hand, PCA participated in 3 info caravans by the Provincial Government under its HEAT program. PCA extension workers also assisted farmers and farmers' organizations in the construction and maintenance of 162 semi-direct copra dryers and conducted 71 Copra Quality Improvement Project (CQIP) seminars with 1,794 participants.

Under the National Coconut Farmers' Registry System (NCFRS), 639 farmers were profiled/surveyed. It will be a continuing activity for CY 2014. Total collections from cutting and replacement fees in the implementation of RA 8048 (Coconut Preservation Act of 1995) amounted to P782,325 while a total of 148,800 was collected as processing fees for a total of P 931,125. Thirteen (13) violators were apprehended with P 195,000 collected as penalty. On the application for land conversion, 2 applicants were issued a Certificate of Inspection and Verification with fees amounting to P22,000.

#### F. PROVINCIAL GOVERNMENT – PCA PLANTING AND REPLANTING PROJECT

Another project that was given attention and priority by PCA was the Joint Provincial Government – PCA Planting and Replanting Project with PCA fieldmen monitoring coconut nurseries in Districts I and III municipalities where the project was being implemented. PCA also participated in, as well as



facilitated preparatory activities for the establishment of a coconut hub site in Balilihan.

#### **G. AWARDS**

It is also worth mentioning that for four consecutive years, Bohol Province has produced four Gawad Saka Regional awardees - Outstanding Coconut Farmer Category and one Gawad Saka Awardee at the National level in 2010. In 2013, Marcos A. Cepe of Buenavista, Carmen was the Gawad Saka Regional winner for Outstanding Coconut Farmer and a finalist for the National Award. He received a plaque and a cash prize of P30,000 while the PCA assisting technician received a cash prize of P15,000 in the person of Maria Cleofe B. Quilas.

Sector : ECONOMIC DEVELOPMENT

Sub-sector : Agriculture

Office : BUREAU OF FISHERIES AND AQUATIC RESOURCES (BFAR)

## I. HIGHLIGHTS OF 2013 ACCOMPLISHMENTS

### BUREAU OF FISHERIES AND AQUATIC RESOURCES 7 SUMMARY OF PROJECTS CY 2013 PER DISTRICT:

#### *DISTRICT I*

Name of Beneficiary	PO President	Location	Amount (P)	Status
<b>AQUASILVI</b>				
1. Tagbuane Fishermen Association	Juan Apatay	Tagbuane, Albur	40,924.00	Construction is on-going.
2. WePo Fishermen Association	Desiderio Bungabong	WePo, Albur	40,924.00	Construction is on-going.
3. Tultugan Farmers and Fishermen's Association	Nestor Josol	Tultugan, Calape	40,924.00	For conduct of training.
4. Bentig Fishermen Association	Nicanor Ytac	Bentig, Calape	40,924.00	For conduct of training.
<b>MANGROVE ENHANCEMENT PROJECT</b>				
1. Tagbuane Fishermen Association	Juan Apatay	Tagbuane, Albur	39,996.00	Completed. Paid 80%.
2. Sta. Fe Fishermen Association	Benedicto Cabanlit	Sta. Fe, Albur	39,996.00	Completed. Paid 80%.
3. Bool Fishermen's Association	Joel Ibao	Bool, Tagb. City	39,996.00	Cancelled. Plantation was damaged by the typhoon before it was inspected.
4. San Vicente Mangrove Planters Association	Septima Pugio	San Vicente, Maribojoc	39,996.00	Completed. Paid 80%.
5. Tultugan Farmers and Fishermen Association	Nestor Josol	Tultugan, Calape	59,994.00	Completed. Paid 80%.
6. Calunasan Fishermen and Farmers Association	Rhondelaidoberth Tulaylay	Calunasan, Calape	59,994.00	Completed. Paid 80%.
7. Abucayan Sur Fishermen and Farmers Association	Romelito Rama	Abucayan Sur, Calape	59,994.00	Completed. Paid 80%.
8. Mag-uuma ug Mananagat Pundok Kauswagan	Jaime Pamulagan	Abucayan Norte, Calape	59,994.00	Completed. Paid 80%.
9. Gagmayng Mamasolay sa Palayan	Benito Lapa	Panaytayon, Tubigon	39,996.00	Completed. Paid 80%.
10. Nagkahiusang Mananagat sa Pandan	Edgardo Bolanio	Pandan, Tubigon	59,994.00	Completed. Waiting for payment.
11. Pinayagan Norte Fishermen Association	Florante Abella	Pinayagan Norte, Tubigon	39,996.00	Completed. Paid 80%.

**BUREAU OF FISHERIES AND AQUATIC RESOURCES 7 SUMMARY OF PROJECTS CY 2013 PER DISTRICT:**

**DISTRICT I**

Name of Beneficiary	PO President	Location	Amount (P)	Status
<b>FISHPOT</b>				
1. Bahi Fishermen Association	Elmer Villa	Bahi, Albur	48,650.00	Completed.
2. Lawis Fishermen and Farmers Association	Felixberto Gallego	Lawis, Calape	48,650.00	Completed.
3. Mantatao Fishermen Organization	Milagrose Lopez	Mantatao, Calape	48,650.00	Completed.
<b>DRIFT GILL NET</b>				
1. Bahi Fishermen Association	Elmer Villa	Bahi, Albur	32,960.00	Completed.
2. Tubigon Bantay Dagat Association	Martin Obguia	Poblacion, Tubigon	32,960.00	Completed.
<b>BOTTOM SET GILL NET</b>				
1. Tubigon Bantay Dagat Association	Martin Obguia	Pob., Tubigon	38,565.00	Completed.
<b>SEAWEEDS SEEDLINGS</b>				
1. Mantatao Seaweed Growers Association	Digma Remojo	Mantatao, Calape	30,000.00	Completed.
2. Panaghugpong sa Mananagat sa Ubay	Remy Palmero	Ubay Is., Tubigon	30,000.00	Completed.
3. Maribojoc Seaweed Growers Association	Anastacio Torres	Maribojoc	30,000.00	Completed.
<b>SEAWEEDS MATERIALS</b>				
Maribojoc Seaweed Growers Association	Anastacio Torres	Maribojoc	29,900.00	Completed.
<b>TILAPIA CULTURE IN POND</b>				
CASABUT-OFS	Pancrasio Villorejo	Aliguay, Maribojoc	49,680.00	Completed.
<b>TILAPIA IN PEN</b>				
Basacdacu Tilapia Growers Association	Teodulo Acog	Basacdacu, Albur	46,630.00	Completed.
<b>AWARD 2012</b>				
<b>SEAWEED (seedlings &amp; materials)</b>	Agustina Espera	Pob., Maribojoc	67,900.00	Completed.
<b>TOTAL</b>			<b>1,238,187.00</b>	

**DISTRICT II**

Name of Beneficiary	PO President	Location	Amount (P)	Status
<b>AQUASILVI</b>				
1. Ang Nagkahiusang Mananagat sa Bonbon	Mariano Millanes	Bonbon, Clarin	40,924.00	Construction is on-going.
2. Kapunungan Sa Mga Nagkahiusang Mga Igsoon sa Bonbon	Aristona Amejan	Bonbon, Clarin	40,924.00	Completed./For stocking.
3. Sto. Niño Fisherfolk	Aniceto Cristal	Sto. Niño, Talibon	40,924.00	For conduct of training.

**DISTRICT II**

Name of Beneficiary	PO President	Location	Amount (P)	Status
Organization				
4. Katarungan Fisherfolks Organization	Ricardo Boyles	Katarungan, Ubay	40,924.00	For conduct of training.
5. Nagkahiusang Mananagat sa Puerto San Pedro	Pascual Garcia	Puerto San Pedro, Bien Unido	40,924.00	For conduct of training.
<b>LYING-IN PEN</b>				
1. LGU Talibon		Pob., Talibon	165,400.00	Completed. Fully installed.
2. LGU Bien Unido		Puerto San Pedro, Bien Unido	165,400.00	Completed. Fully installed.
3. LGU Ubay		Pob., Ubay	165,400.00	Completed. Fully installed.
4. LGU CPG		Bogo, CPG	165,400.00	Completed. Fully installed.
<b>MANGROVE ENHANCEMENT PROJECT</b>				
1. Ang Nagkahiusang Mananagat sa Bonbon	Mariano Millanes	Bonbon, Clarin	39,996.00	Completed. Paid 80%.
2. Clarin Mangrove Planters Association	Alejandro Dacapo	Pob. Norte, Clarin	39,996.00	Completed. Paid 80%.
3. Nagkahiusang Mananagat sa Lajog ug Katipunan	Crispin Patayan	Lajog, Clarin	39,996.00	Completed. Paid 80%.
4. Cambuhut Enterprise Development and Fisheries Association	Segundo Aparece	Cambuhut, Buenavista	39,996.00	Completed. Paid 80%.
5. Pangpang Fishermen Association	Ramon Patayon	Pangpang, San Francisco, Talibon	39,996.00	Completed. Paid 80%.
6. Tanghaligue Fisherfolk Association	Arturo Cutarra	Tanghaligue, Talibon	39,996.00	Completed. Paid 80%.
7. Sto. Niño Fisherfolk Organization	Aniceto Cristal	Sto. Niño, Talibon	39,996.00	Completed. Paid 80%.
8. Guindacpan Grower of Seaweed Seedlings Organization	Herminiano Cabasan	Bansaan Islet, Guindacpan, Talibon	39,996.00	Completed. Paid 80%.
9. Guindacpan Grower of Seaweed Seedlings Organization	Herminiano Cabasan	Bansaan Islet, Guindacpan, Talibon	59,994.00	Completed. Paid 80%.
10. Tipolo Fisherfolks Association	Margarito Pesidas	Tipolo, Ubay	39,996.00	Completed. Paid 80%.
11. Juagdan Fisherfolks Association	Reynaldo Ligan	Juagdan, Ubay	39,996.00	Completed. Paid 80%.
12. Sentinela Fisherfolks Association	Jaime Postanes	Sentinela, Ubay	39,996.00	Completed. Paid 80%.
13. Katarungan Fisherfolks Association	Ricardo Boyles	Katarungan, Ubay	39,996.00	Completed. Paid 80%.
14. San Isidro Fisherfolks Association	Rodrigo Cutamora	San Isidro, Ubay	39,996.00	Completed. Paid 80%.
15. Biabas Fisherfolks Association	Domingo Cabreros	Biabas, Ubay	39,996.00	Completed. Paid 80%.
<b>BOTTOM SET GILL NET</b>				

**DISTRICT II**

Name of Beneficiary	PO President	Location	Amount (P)	Status
1. Lapinig Fishermen's Association	Pedro Carting	Lapinig, CPG	38,565.00	Completed.
2. Nagkahiusang Mananagat sa Nahawan	Valentin Tampepe	Nahawan, Clarin	38,565.00	Completed.
3. Clarin Mangrove Planters Association	Alejandro Dacapio Jr.	Pob. Norte, Clarin	38,565.00	Completed.
<b>SEAWEEDS SEEDLINGS</b>				
1. Nagkahiusang Katawhan sa Pinamgo	Feleciano Dabasol	Pinamgo, Bien Unido	30,000.00	Completed.
2. Busalian Agriculture and Fishery Development Association	Edgar Bitas	Busalian, Talibon	30,000.00	Completed.
3. Calituban Fisherfolk Organization	Crispin Gallendo	Calituban, Talibon	30,000.00	Completed.
4. Kapunungan sa Gagmayng Mananagat sa Jandayan Sur	Bartolome Torremocha	Jandayan Sur, Getafe	30,000.00	Completed.
5. Cabul-an Fishermen Association	Jose Pungcol	Cabul-an, Buenavista	30,000.00	Completed.
6. Sinandigan Fishermen Association	Jose Cuyno	Sinandigan, Ubay	30,000.00	Completed.
<b>SEAWEEDS MATERIALS</b>				
1. Kapunungan sa Nagkahiusang Mananagat Lumulupyo sa Handumon	Rowel Botero	Handumon, Getafe	29,900.00	Completed.
2. Alumar Farmers and Fishermen Association	Artemio Ompalid	Alumar, Getafe	29,900.00	Completed.
3. Kapunungan sa Gagmayng Mananagat sa Jandayan Sur	Bartolome Torremocha	Jandayan Sur, Getafe	29,900.00	Completed.
4. Kahugpungan sa Mananagat sa Jandayan Norte	Helario Javier	Jandayan Norte, Getafe	29,900.00	Completed.
5. Busalian Agriculture and Fishery Development	Edgar Bitas	Busalian, Talibon	29,900.00	Completed.
6. Sag Fisherfolk Association	Virgilio Bahasa	Sag Is., Talibon	29,900.00	Completed.
7. Calituban Fisherfolk Organization	Crispin Gallendo	Calituban, Talibon	29,900.00	Completed.
8. Cataban Organization for the Management and Protection of Environment for Sustainable Use of Resources	Alexander Cabando	Cataban, Talibon	29,900.00	Completed.
9. Mahanay-Alumar and Seaweed Growers Association	Wilfredo Cablesa	Mahanay, Talibon	29,900.00	Completed.
10. Santo Niño Seaweed Growers Association	Anecito Cristal	Sto. Niño, Talibon	29,900.00	Completed.
11. Sagasa Seaweed Farmers Association	Prudencio Pajulio Jr.	Sagasa, Bien Unido	29,900.00	Completed.



**DISTRICT II**

Name of Beneficiary	PO President	Location	Amount (P)	Status
12.Sinandigan Fishermen Association	Jose Cuyno	Sinandigan, Ubay	29,900.00	Completed.
13.Tintinan Fishermen Association	Antonio Torrejos	Tintinan, Ubay	29,900.00	Completed.
14.Bogo Seaweed Planters Association	Noel Casilak	Bogo, CPG	29,900.00	Completed.
15. Lapinig Fishermen Association	Pedro Carting	Lapinig, CPG	29,900.00	Completed.
16. Nocnocan Fishermen Association	Pedro Mendez	Nocnocan, Talibon	29,900.00	Completed.
17.Humay-humay Fishermen Association	Danilo Pandan	Humay-humay, Ubay	29,900.00	Completed.
18. Bansa Island Seaweed Farmers Association	Ramil Cabido	Bansa, Talibon	29,900.00	Completed.
<b>BANGUS FISH CAGE</b>				
1.Nagkahiusang Mananagat sa Asinan	Marciano Gucor	Asinan, Buenavista	180,360.00	Completed.
2. Gagmayng Mananagat sa Poblacion	Macario Melgar	Pob., Getafe	180,360.00	Completed.
3.Hiniusang Kugi sa Mananagat sa Pilipinas	Alexander Mondragon	Popoo, CPG	180,360.00	Completed.
<b>OYSTER CULTURE</b>				
1. Tipolo Fishermens Association	Margarito Pesidas	Tipolo, Ubay	99,250.00	Completed.
2. San Isidro Fishermens Association	Rodrigo Cutamora	San Isidro, Ubay	99,250.00	Completed.
3. Kapunungan sa Mag-uuma ug Mananagat sa Tagum Norte	Avelino Orevilla	Tagum Norte, Trinidad	99,250.00	Completed.
<b>FISH SHELTER</b>				
1. Guintaboan Fisherfolk Association	Policarpo Amolat	Guintaboan, Ubay	39,700.00	Completed.
2. Gahugpungan sa Mag-uuma ug Mananagat sa Sinandigan	Jose Cuyno	Sinandigan, Ubay	39,700.00	Completed.
3. Humay-humay Fisherfolks Association	Danilo Pandan	Humay-humay, Ubay	39,700.00	Completed.
4. Tintinan Fisherfolks Association	Antonio Torrefiel	Tintinan, Ubay	39,700.00	Completed.
5. Achila Fisherfolks Association	David Bulabos	Achila, Ubay	39,700.00	Completed.
<b>AWARD 2012</b>				
<b>FISH CORRAL</b>				
1. Talibon Bantay Dagat	Buenaventura Apostol	Pob., Talibon	89,790.00	Completed.
<b>TOTAL</b>			<b>3,365,325.00</b>	

**DISTRICT III**

<b>Name of Beneficiary</b>	<b>PO President</b>	<b>Location</b>	<b>Amount (P)</b>	<b>Status</b>
<b>AQUASILVI</b>				
1. Talisay Fishermen Association	Virgilio Mainit	Talisay, Anda	40,924.00	Construction on-going.
2. Cogtong Aqua Venture Multi Purpose Cooperative	Rosa Macas	Can-olin, Candijay	40,924.00	Completed./For stocking.
3. Panaghiusang Mananagat sa Sagumay Daku	Rodello Colaste	Can-olin, Candijay	40,924.00	Completed./For stocking.
<b>LYING-IN PEN</b>				
1. LGU Candijay		Panas, Candijay	165,400.00	Completed. Fully installed.
<b>MANGROVE ENHANCEMENT PROJECT</b>				
1. Punta United Seaside Association	Jose Joel Estimar	Tabajan, Guindulman	39,996.00	Cancelled. Plantation was damaged by the typhoon before it was inspected.
<b>FISHPOT</b>				
1. Madua Norte Fishermen Association	Casiano Villamor	Madua Norte, Duero	48,650.00	Completed.
2. Barangay Langkis Fishermen Association	Francisco Ladesma	Langkis, Duero	48,650.00	Completed.
3. Basdio Farmers and Fishermen Association	Nestor Deloy	Basdio, Guindulman	48,650.00	Completed.
4. Cabantian Fisherfolks Association	Rogelio Makidato	Cabantian, Guindulman	48,650.00	Completed.
5. Trinidad Fry Catchers Association	Teodorico Samijon Jr.	Trinidad, Guindulman	48,650.00	Completed.
6. Lomanoy Fisherfolks Association	Carmelito Caguila	Lomanoy, Lila	48,650.00	Completed.
7. Alegria Sur Fisherfolks Organization	Roque Bagnol	Alegria Sur, Loay	48,650.00	Completed.
8. Canduaos Oriental Fishermen's Association	Saulo Adel	Canduaos Or., Valencia	48,650.00	Completed.
9. Naatang Fisherfolk Association	Alfredo Cagata	Naatang, Jagna	48,650.00	Completed.
<b>DRIFT GILL NET</b>				
1. Isla Kuratan Fisherfolks Association	Wilfredo Cadorna	Guinacot, Guindulman	32,960.00	Completed.
2. Guinsularan Fishermen Association	Celso Zamora	Guinsularan, Duero	32,960.00	Completed.
3. Madua Sur Fishermen Association	Nilo Acierto	Madua Sur, Duero	32,960.00	Completed.
4. Can-uba Fisherfolk Organization	Francisco Caturan	Can-uba, Jagna	32,960.00	Completed.
5. Villalimpia Fisherfolk Association	Procoro Torregosa	Villalimpia, Loay	32,960.00	Completed.
6. Fisherfolk of Las Salinas Sur Association	Efren Sera	Las Salinas Sur, Loay	32,960.00	Completed.

**DISTRICT III**

<b>Name of Beneficiary</b>	<b>PO President</b>	<b>Location</b>	<b>Amount (P)</b>	<b>Status</b>
7. Nagsulay Fisherfolk Association	Gaudencio Galleros	Nagsulay, Lila	32,960.00	Completed.
8. Lila Fisherfolk Association	Reinerio Hampac	Banban, Lila	32,960.00	Completed.
9. Luyo United Fisherfolk Association	Ralynger Makairal	Luyo, Dimiao	32,960.00	Completed.
10. Poblacion Oriental Fishermen Association	Leon Gambuta	Poblacion, Valencia	65,920.00	Completed.
11. Cantagay Fisherfolks Association	Sofonias Edulan	Cantagay, Jagna	32,960.00	Completed.
<b>SEAWEEDS SEEDLINGS</b>				
1. Kapunungan sa Gagmayng Mananagat sa Banlas	Cipriano Pedoche	Banlas, Concepcion, Mabini	30,000.00	Completed.
2. Kapunungan sa Dagatnong Kalambuan sa Cawayanan	Raymundo Edquilang	Cawayanan, Mabini	30,000.00	Completed.
3. Cogtong Aqua Venture Multi-Purpose Cooperative	Lowell Tutor	Cogtong, Candijay	30,000.00	Completed.
4. Panaghugpong sa Gagmayng Mananagat sa Panas	Eutiquio Aguilar	Panas, Candijay	30,000.00	Completed.
5. Pulangyuta Fishermen Association	Romulo Estillore	Pulangyuta, Dimiao	30,000.00	Completed.
6. Badiang United Fisherfolks Association	Zosimo Simacon	Badiang, Anda	30,000.00	Completed.
<b>SEAWEEDS MATERIALS</b>				
1. Kapunungan sa Dagatnong Kalamboan sa Cawayanan	Raymundo Edquilang	Cawayan, Mabini	29,900.00	Completed.
2. Kapunungan sa Gagmayng Mananagat sa Minol	Anacleto Cano Jr.	Minol, Mabini	29,900.00	Completed.
3. Cogtong Aqua Venture Multi-Purpose Cooperative	Lowell Tutor	Cogtong Candijay	29,900.00	Completed.
4. Panaghugpong sa Gagmayng Mananagat sa Panas	Eutiquio Aguilar	Panas, Candijay	29,900.00	Completed.
5. Kapunungan sa Gagmayng Mananagat sa Banlas	Cipriano Pedoche	Banlas, Concepcion, Mabini	29,900.00	Completed.
6. Badiang United Fisherfolks Association	Zosimo Simacon	Badiang, Anda	29,900.00	Completed.
<b>TILAPIA CULTURE IN POND</b>				
1. Alejawan Naatang Fishermen Association	Dioniso Abueva	Naatang, Jagna	49,680.00	Completed.
2. Lumbog Mayuga Tilapia Growers Association	Melencio Escabusa	Lumbog, Guindulman	49,680.00	Completed.

**DISTRICT III**

<b>Name of Beneficiary</b>	<b>PO President</b>	<b>Location</b>	<b>Amount (P)</b>	<b>Status</b>
<b>TILAPIA CULTURE IN CAGE</b>				
1. Villa Aurora Tilapia Growers Association	Nemesio Doria	Villa Aurora, Bilar	168,730.00	Completed.
<b>FISH SHELTER</b>				
1. Taug Fishermen's Association	Orencio Gamutan	Taug, Valencia	49,625.00	For conduct of training.
2. Canmanico Fishermen's Association	Amado Jamodiong	Canmanico, Valencia	49,625.00	For conduct of training.
3. Canduaao Fishermen's Association	Saulo Adel	Canduaao Or., Valencia	49,625.00	For conduct of training.
4. Canbu Fisherfolk Association	Edwin Bitancor	Canhaway & Bulawan, Guindulman	49,625.00	For conduct of training.
5. Sawang Fishermen Association	Neil Estrella	Sawang, Guindulman	49,625.00	Completed.
6. Isla Kuratan Fisherfolk Association	Wilfredo Cadorna	Guinacot, Guindulman	49,625.00	Completed.
7. Panas Cambuyao Pangpang Fisherfolk Association	Virgilio Exclamador	Panas, Candijay	49,625.00	Completed.
8. Pinahugpong Mananagat Cogtonganon	Alberto Cenabre	Cogtong, Candijay	49,625.00	Completed.
9. Badiang United Fishermen's Association	Zosimo Simacon	Badiang, Anda	39,700.00	Completed.
10. Badiang Fishermen's Association	Dario Saldivar	Badiang, Anda	39,700.00	Completed.
11. Talisay Fishermen Association	Virgilio Mainit	Talisay, Anda	39,700.00	Completed.
12. Linawan Fisherfolk Association	Fidencio Deloso	Linawan, Anda	39,700.00	Completed.
13. Subaanong Gusto Mulambo Association	Eulogio Lunop	Suba, Anda	39,700.00	Completed.
14. United Bungamar Fisherfolk Association	Conrado Abcabe	Bungamar, Jagna	39,700.00	Completed.
15. Cantagay Fisherfolk Association	Sofonias Edulan	Cantagay, Jagna	39,700.00	Completed.
16. Nausok Fisherfolk Association	Cristito Galiza	Nausok, Jagna	39,700.00	Completed.
17. Naatang Fisherfolk Association	Alfredo Cagata	Naatang, Jagna	39,700.00	Completed.
18. Can-uba Fisherfolk Association	Francisco Caturan	Can-uba, Jagna	39,700.00	Completed.
<b>AWARDS 2012</b>				
<b>DRIFT GILL NET</b>				
1. Alejawan Naatang Fishermen Association	Dionisio Abueva	Naatang, Jagna	67,565.00	Completed.
<b>FISH SANCTUARIES SUPPLIES</b>	LGU-Jagna	Pob., Jagna	79,113.00	Completed.

**DISTRICT III**

<b>Name of Beneficiary</b>	<b>PO President</b>	<b>Location</b>	<b>Amount (P)</b>	<b>Status</b>
<i><b>GILL NET WITH PUMPBOAT</b></i>	MFARMC Dimiao	Pob., Dimiao	74,802.00	Completed.
<i><b>TILAPIA IN POND</b></i>	Natalio Baja	Antipolo, Garcia Hernandez	91,666.00	Completed.
<i><b>TOTAL</b></i>			<b>2,896,174.00</b>	

Sector : ECONOMIC DEVELOPMENT

Sub-sector : Agriculture

Office : BUREAU OF AGRICULTURAL STATISTICS (BAS)

## I. HIGHLIGHTS OF 2013 ACCOMPLISHMENTS

### a. Crops Sector (Fourth Quarter Comparative of 2012 & 2013)

**Table 1- Volume of Production of various crops**

Commodity	Volume of Production (m.t.)		% of Change
	Q4 of 2012	Q4 of 2013	
<i>Selected Crops</i>			
Palay	237,836	256,405	7.81
Irrigated	134,055	145,861	8.81
Rainfed	103,781	110,544	6.52
Corn	11,641	12,703	9.12
White	11,552	12,193	5.55
Yellow	89	510	473.03
Fruits	58,617	58,070	(0.93)
Vegetables	102,758	78,873	(23.24)
Industrial Crops	217,136	220,260	1.44
Total Agricultural Crops	627,989	626,310	(0.27)

Source: Bureau of Agricultural Statistics, Bohol

As can be seen from the table above, the year 2013 saw a collective increase in yield for both irrigated and rainfed palay at 7.81%. For irrigated palay, an increase of 3.87% was reaped. Accordingly, rainfed palay also increased by 6.52% reckoned from the figures of the previous 2012. For corn both white and yellow, a collective increase of 9.12% was observed. The bulk of the collective increase in corn was attributed to the increased volumetric yield of white corn at 5.55%. However, respective decreases were observed for fruits (slightly -0.93%), vegetables (considerable -23.24%), except industrial crops (slightly increased by 1.44%). Overall, a very slight decrease of only -0.27% in the yield of agricultural crops was observed in the year 2013.

### b. Livestock and Poultry Sector (Fourth Quarter Comparative of 2012 & 2013)

**Table 2- Volume of Production of livestock & poultry products**

Commodity	Volume of Production (m.t.)		% of change
	Q4 of 2012	Q4 of 2013	
a. Large Animals			
Carabao	2,424	2,740	13.04
Cattle	6,249	6,657	6.53
Goat	583	665	14.07
Duck	30		



Commodity	Volume of Production (m.t.)		% of change
	Q4 of 2012	Q4 of 2013	
Duck Egg	70	71	1.43
b. Small Animals			
Hogs	42,107	40,253	(4.40)
Chicken	23,566	25,171	6.81
Chicken Egg	4,213	4,486	6.48
Total Livestock and Poultry	79,242	80,077	1.05

Source: Bureau of Agricultural Statistics, Bohol

Based on the table immediately above as reported by BAS, respective increases were observed on different varieties of large animals during the year 2013, viz: carabao (13.04%), cattle (6.53%), and goat (14.07%). For the small animal varieties, respective increases for 2013 were observed for chicken and chicken egg production at 6.81% and 6.48%, respectively. However, a decrease in hog production was observed at 4.40%. Overall increase in livestock and poultry commodities shows a slight increase of 1.05%.

#### c. Marine Fishery and Aquaculture Sector (4th Quarter Comparative of 2012 & 2013)

**Table 3 – Volume of Production of fishery and aquaculture**

Commodity	Volume of Production (m.t.)		% of Change
	Q4 of 2012	Q4 of 2013	
Commercial Fishing	1,055	1,257	19.15
Municipal Fishing	11,094	13,016	17.33
Aquaculture	129,035	116,735	(9.53)
Total Fishery & Aquaculture	141,184	131,007	(7.21)

Source: Bureau of Agricultural Statistics, Bohol

Based on the figures indicated in the table immediately above, there was a collective decrease in the total production of fishery and aquaculture at -7.21% in 2013 in terms of volume of production. Aquaculture showed a minimal decrease of 9.53%, however it can be observed that aquaculture production continues to be dominant in terms of volumetric production with respect to total collective production of fishery and aquaculture. Meanwhile, significant increases in both commercial and municipal fishing are pegged at 19.35% and 17.33%, respectively.

**Table 4 – Total Agricultural Production**

	Q4 2012	Q4 2013	% Change
Total Agricultural Crops	627,989	626,310	(0.27)
Total Livestock and Poultry	79,242	80,077	1.05
Total Fishery and Aquaculture	141,184	131,007	(7.21)
Grand Total	848,414	837,394	(1.30)

Source: Bureau of Agricultural Statistics, Bohol

The table immediately above shows the overall total agricultural production in 2013 had a slight decrease of -1.30%. The slight decrease in total agricultural production could be attributed to the considerable decrease in total fishery and aquaculture production at -7.21%.

**d. Assessment Report for the Year 2013:****d1. Agricultural Performance**

The level of output of the agriculture industry per BAS assessment was better in 2013 compared to its previous year 2012.

d2. Reasons or factors that contributed to the better performance of the industry or sector in 2013, were as follows:

- Available water supply
- Good weather conditions
- Presence of private hybrid seed supplier

d4. Projects or initiatives that the government or the private sector undertook during the year 2013 in support of the industry or sector:

- Rehabilitation of irrigation canals
- Dispersal of large animals
- Expansion of seaweeds culture and oyster production
- Establishment of vegetable green house and “Gulayan sa Paaralan
- Promotion of backyard gardening through “Bahay Faith”

**d5. Agricultural Prospects for the year 2013**

The prospects of the agriculture industry were better in 2013 compared to its previous year 2012. Factors that contributed to the better prospects were the following:

- Good weather conditions
- Support from the Department of Agriculture (DA) and Local Government Units’ (LGUs) agricultural program on cereals and livestock poultry industry.

Sector : **ECONOMIC DEVELOPMENT**

Sub-sector : **Agriculture**

Office : **COOPERATIVE DEVELOPMENT AUTHORITY (CDA)**

---

## **I. HIGHLIGHTS OF 2013 ACCOMPLISHMENTS**

### **I. Efficient Registration**

For year 2013, there were eight (8) newly registered cooperatives in Bohol of which five (5) were credit, 2 consumers and 1 producer type of cooperative.

### **II. Effective and Efficient Regulation**

#### **a) Submission of Mandatory Reports (CDA Administrative Requirements)**

Only 48% of the total reregistered cooperatives were able to submit the mandatory reports such as the Coop Annual Performance Report (CAPR) , Audited Financial Statements (AFS), Performance Report (PR), Social Audit Report (SAR) and the list of Officers with training compliance for Year 2012). Cooperatives that failed to submit within the prescribed period (on or before April 30, 2013) were meted with penalty.

#### **b) Issuance of Certificate of Good Standing (CGS)**

CGS was issued to cooperatives that are compliant with the above mentioned mandatory reports. There were 298 cooperatives who complied the reports but 269 were given Certificate of Good Standing (CGS), the remaining 29 were pending due to some deficiencies.

#### **c) Inspection of Cooperatives**

A total of 216 operating coops in Bohol were inspected by the District Cooperative Development Specialist (DCDS) to monitor the compliance of the provisions of the Cooperative Code (R.A 9520).

## **III. Equity Oriented Development**

### **a) Orientation/Seminar Conducted**

The following orientations/seminars/convention were conducted in Bohol in 2013:

1. Cooperative Pre-Membership Education Seminars
2. Basic Cooperative Course for Coop Officers
3. Policy Development
4. Financial Management
5. Leadership and Values Re-orientation
6. Cooperative Enhancement Forum

b) 9<sup>th</sup> National Tripartite Conference

The 9<sup>th</sup> National Tripartite was held in Manila instead of Zamboanga City on October 9-11, 2013 of which 12 cooperative leaders in Bohol attended the activity.

c) Cooperative Month Celebration

The Provincial Government of Bohol thru the Provincial Cooperative Development Council (PCDC) in coordination with CDA-Bohol Field Office and LGU-Valencia sponsored the opening salvo of the cooperative month celebration held at Valencia, Bohol on October 1, 2013. Meanwhile, the culmination program of the cooperative month was cancelled due to the 7.2 magnitude earthquake that hit our province.

d) Cooperative Development Councils (CDC) Organized/Strengthened

The following are the active CDC's organized/strengthened in order to promote and develop cooperatives in different municipalities of Bohol and to establish linkage and coordination of coop activities:

Name of CDC	Chairperson
1. PCDC Bohol	Atty. Venzencio B. Arcamo
2. MCDC Calape	Hon. Ma. Desiree B. Calotes
3. MCDC Antequera	Hon. Vigonte
4. MCDC Baclayon	Hon. Victoria V. Aquino
5. MCDC Sikatuna	Hon. Jeremias Ellorimo
6. MCDC Clarin	Ms. Rosario M. Poquita
7. MCDC Inabanga	Hon. Nick Tano
8. MCDC Talibon	Hon. Dave Evangelista
9. MCDC Ubay	Mr. Meliton Boyles
10. MCDC Sagbayan	Hon. Eptacio Canino Jr.
11. MCDC San Miguel	Mr. Ricardo Boncales
12 MCDC Trinidad	Hon. Francisco Gonzales
13. MCDC Bilal	Hon. Ireneo Balahay
14. MCDC Batuan	Hon. Arnold Baguio
15. MCDC Carmen	Hon. Susan Buga
16. MCDC Garcia Hernandez	Dr. Enriquito Acenas
17. MCDC Guindulman	Ms. Grace marzo
18. MCDC Jagna	Hon. Bonifacio Virtudez Jr.
19. MCDC Loboc	Hon. Margel Hilot
20. MCDC Lila	Hon. Samuel Namit
21. MCDC Sevilla	Hon. Emily Dagaang
22. MCDC Alicia	Mr. Panfilo Olaguir
23. MCDC Candijay	Hon. Antonio Po
24. MCDC Mabini	Ms. Milana Ruyana
25. MCDC Valencia	Hon. Lilia Abellana
26. MCDC Dimiao	Hon. Russel Yecyec
27. MCDC CPG	Hon. Rosalinda Garcia

The rest of the municipalities/city still need to be reorganized/strengthened since there was a change of administration after the May National elections. Meantime, they were represented by its Chairman - Committee on Cooperatives of the Sangguniang Bayan.

e) Coop Project Development Assistance

Cooperatives were monitored as to their Savings Mobilization and Capital Build-Up Program. Those cooperatives with Paid-Up Capital of at least P1 Million were classified as millionaire coops. In 2013, 78 cooperatives were classified as millionaire coops, as follows:

List of Millionaire Cooperatives in Bohol  
(Data taken from Audited Statements of CY 2012)

1. Bohol Public School Teachers & Employees MPC	Tagbilaran City	Php 65,112,622.37
2. Bohol Community MPC (formerly Loay Community MPC)	Loay, Bohol	57,504,471.38
3. Bohol Diocesan MPC	Tagbilaran City	20,956,500.11
4. Medical Mission Group Hospital & Health Services Coop	Tagbilaran City	47,573,212.00
5. Bohol Provincial Employees MPC	Tagbilaran City	12,050,000.00
6. Alturas MPC	Tagbilaran City	5,625,200.20
7. United Boholanos & Emigrants Credit Coop	Tagbilaran City	9,516,298.57
8. BOHECO II Employees MPC	Jagna, Bohol	12,782,575.25
9. Jagna MPC	Jagna, Bohol	12,517,018.93
10. Bohol APC MPC	Tagbilaran City	5,867,738.44
11. Talibon Credit Cooperative	Talibon, Bohol	9,038,329.47
12. Holynamian MPC	Tagbilaran City	12,125,410.15
13. FCB Employees MPC	Tagbilaran City	9,357,318.46
14. Sta. Ana MPC	Candijay, Bohol	16,062,251.99
15. Aguipo Coconut Farmers MPC	Mabini, Bohol	10,750,421.52
16. Bohol DAR Employees MPC	Tagbilaran City	15,234,394.18
17. Loboc Community Credit Cooperative	Loboc, Bohol	5,032,415.84
18. Candijay Teachers & Community MPC	Candijay, Bohol	6,945,541.12
19. Ubay District Public School Teachers & Emp. Credit Coop	Ubay, Bohol	3,941,458.50
20. Carmen SN MPC	Carmen, Bohol	6,352,680.11
21. Sevilla Primary MPC	Sevilla, Bohol	5,088,743.09
22. Sierra-Bullones DepEd Family MPC	S-Bullones, Bohol	9,972,122.44
23. CEV Credit Coop	Tagbilaran City	5,007,911.13
24. DENR Employees MPC	Tagbilaran City	5,483,016.80
25. Carmen MPC	Pob., Sur, Carmen, Bohol	5,265,586.54
26. Bohol Association of Women in Government Services MPC	Tagbilaran City	3,386,480.55
27. Talibon Public School Teachers and Employees MPC	Talibon, Bohol	3,062,692.53
28. Bohol Vendors MPC	Tagbilaran City	19,700,720.06
29. Carmen Public School Teachers & Employees MPC	Carmen, Bohol	2,179,342.31
30. CVSCAFT Bilar MPC	Bilar, Bohol	2,699,620.88
31. Gov. Celestino Gallares Memorial Hospital MPC	Tagbilaran City	3,506,380.46
32. PIWARDEP - Forestry Based MPC	Pilar, Bohol	3,707,089.64
33. Bohol Bayanihan MPC	Talibon, Bohol	6,054,769.44
34. Trinidad MPC	Trinidad, Bohol	2,470,181.73
35. Sagbayan Market Vendors MPC	Sagbayan, Bohol	3,342,538.20
36. Badiang Self-Help MPC	Badiang, Anda, Bohol	2,571,437.87
37. Candelaria MPC	Dagohoy, Bohol	3,699,367.96
38. Coop for Christ - Bohol MPC	Tagbilaran City	2,092,275.53
39. Alburquerque MPC	Alburquerque, Bohol	2,157,620.73
40. Bohol DILG Employees MPC	Tagbilaran City	2,652,727.81
41. Bohol Cooperative Center	Tagbilaran City	1,097,283.38
42. Dauis-Panglao Island MPC (formerly Totolan MPC)	Totolan, Dauis, Bohol	2,040,866.33
43. SAMMGEMPCO	Mun. Hall, San Miguel, Bohol	4,617,000.00
44. Pilar Comm. Water and Sanitation Service Cooperative	Pilar, Bohol	2,066,252.59
45. Cause Credit Cooperative	Sambog, Corella, Bohol	1,246,952.71

46. KASILAK MPC	Pob., San Miguel, Bohol	2,529,325.39
47. Ubay Water Service Cooperative	Bood, Ubay, Bohol	3,115,658.10
48. Tinabangay Sa Igsoong Mag-uuma Gasa ni San Isidro MPC	San Isidro, Trinidad, Bohol	4,674,164.97
49. Loboc Socio Cultural MPC	Pob., Loboc, Bohol	1,040,601.39
50. Employees of Light and Water MPC	Tagbilaran City	1,409,934.89
51. Bohol PCA Employess MPC	Tagbilaran City	1,438,673.62
52. Sr. San Idiro Labrador MPC	Clarin, Bohol	1,854,078.70
53. Buenavista District Teachers & Employees MPC	Buenavista, Bohol	1,545,097.68
54. PNBKGB Savings & Credit Cooperative	Carmen, Bohol	3,350,097.23
55. Sierra-bullones Community MPC	Pob., Sierra-bullones, Bohol	1,112,551.34
56. Bohol Farmers Multi-purpose Cooperative	Pob., Pilar, Bohol	1,662,868.74
57. Sr. Sto. Niño DECS Multi-purpose Cooperative	Pob., Sagbayan, Bohol	1,298,951.47
58. Bilar Employees Multi-purpose Cooperative	Poblacion, Bilar, Bohol	2,674,183.62
59. Guindulman Ilaw ng Buhay Water & Sanitation Service Coop	Guindulman, Bohol	2,975,844.53
60. ATI Bohol MPC	Tagbilaran City	2,037,953.31
61. Holy Spirit School MPC	Tagbilaran City	2,149,987.09
62. Rural Multi-Purpose Cooperative	Tagbilaran City	1,874,798.85
63. DA-BES Multi-Purpose Cooperative	Gabi, Ubay, Bohol	1,834,178.36
64. Clarin District Teachers & Employees MPC	Clarin, Bohol	1,009,780.75
65. Tagbilaran Women Multi-Purpose Cooperative	Tagbilaran City	1,189,141.14
66. Baclayon Employees Multi-Purpose Cooperative	Baclayon, Bohol	1,054,645.00
67. Garcia-Hernandez Public School Teachers & Employees MPC	G-Hernandez, Bohol	1,130,911.75
68. Mabini Govt. Employees Multi-Purpose Cooperative	Mabini, Bohol	1,011,666.44
69. Jagna Officials and Employees MPC	Jagna, Bohol	2,508,198.65
70. Sagnap Multi-Purpose Cooperative	Sagnap, Loay, Bohol	1,619,451.49
71. Faraon Multi-Purpose Cooperative	Faraon, Jagna, Bohol	1,639,309.10
72. Bagtic Masagana MPC	Bagtic, Catigbian, Bohol	6,610,247.77
73. Antequera Government Employees MPC	Mun. Hall, Antequera, Bohol	2,350,061.38
74. Tubigon Public School Teachers & Employees MPC	Pooc Or., Tubigon, Bohol	2,625,171.07
75. Libertad MPC	Libertad, Tubigon, Bohol	3,160,973.74
76. Catigbian Teachers & Employees Credit Cooperative	Poblacion, Catigbian, Bohol	2,225,076.13
77. Loon Service Providers MPC	Poblacion, Loon, Bohol	2,154,155.80
78. Cooperative Bank of Bohol	Tagbilaran City	59,178,132.00



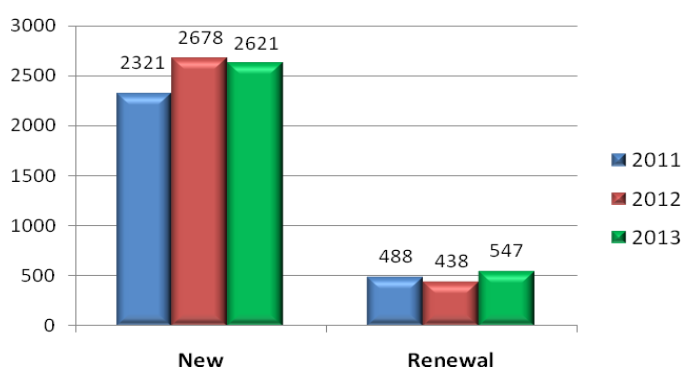
Sector	:	ECONOMIC DEVELOPMENT
Sub-sector	:	Trade and Industry
Office	:	BOHOL INVESTMENT AND PROMOTION CENTER (BIPC)

## I. HIGHLIGHTS OF 2013 ACCOMPLISHMENTS

### I. Bohol Business One-Stop Shop Services

The Bohol Business One-Stop Shop served over **3,000 clients** within the year. Investments generated from businesses with DTI BN registration is at 96% of the target investments of 1 Billion Pesos from January to December, showing a considerable decrease of clients and capitalization on the 4<sup>th</sup> Quarter which may be due to unexpected events. These registered enterprises are 100% sole proprietorships, where 99% are microenterprises- businesses with P3 Million or less in capitalization.

- **Capitalization generated: P 959,620,275**
- **Registered Enterprises: 3,168 enterprises (58.6% are owned by females)**
- **Total employment generated: 7,520 employees (54% are males)**



- **Other BOSS Frontline Services**
  - Pagibig HDMF Clients Served: 174 clients
  - SSS Clients Served: 538 clients
  - PhilHealth Clients Served: 212 clients
  - SEC Clients Served: 208 clients
    - Stock corporations registered at SEC generated 14M in capitalization
- **Total Number of Customers Served by the Bohol BOSS for the period: 4, 300 customers**
- **BOSS Services had a high overall satisfaction rating of 96%.**
- **Other BOSS activities:**
  - 1 BOSS Governing Board Meeting on January 24
  - 1 DILG Meeting on BPLS April 15
  - Interview and Photo Documentation Sessions with Local MSMEs and businesspeople; Article writing
    - Jojie's Painitang Bol-anon

- Bohol MADE (Micro Agri- processing for Development)
- IDEA (International Deaf Education Association) Philippines
- Dalareich Tableya
- Lila Maguey Growers Association
- Alturas Group of Companies Agri- business sector
- Others: FCB, DAR Livelihood Program



## **II. Investment Promotion**

- **6 Meetings/Activities with Investors**
  - 4 Conferences with TTSI (Proof of Concept Plan)
  - 1 PLDT Forum May 22
  - Meeting with Mart Novick July 11 (ICT Service Provider)
- **Activities with Sectoral Bodies**
  - 26 Bohol ICT Council Meetings
  - 3 ICT Sector TWG Meetings
  - Attended and Received Award in behalf of the Provincial Government from DOST- ICTO and IBPAP in Manila together with the Bohol ICT Council on Tagbilaran City as Emerging Destination in the Next Wave Cities, May 20
  - 1 Presentation on Status and Updates on the local ICT Sector to Tagbilaran City Officials and turnover



of Award to the City Mayor by the Bohol ICT Council

- **Conducted business profiling and update of data for investment promotions utilizing assigned SPES students**
- **Investor's Meetings** - assisted 15 walk-in foreign and local potential investors
- **11 PowerPoint Presentation materials prepared**
- **Preparatory activities (i.e.: series of meetings, MOA with partners, arrangements, solicitations, letters) for targeted major events but which were unfortunately cancelled due to force majeure. These activities included the following: National ICT Summit, Launch of the Most Business- Friendly LGU Award, Launch of the e-BOSS System.**

### **III. Bohol Investment Board/Policy Advocacy**

- **1 BIB Meeting, February**
- **Final Draft of the revised Bohol Investment** submitted to the Sangguniang Panlalawigan for final consideration and adoption



### **IV. Information Services**

- 1 M&E Research conducted – complete with sex disaggregation
- Annual Update on economic stats completed
- **Website Maintenance** - regular updates of website contents (average of 2x a week) - 1,982 hits (Jan-December 2013)



### **V. Capability Building**

- **Orientation on ARTA, Good Customer Service and Business Process Streamlining, June**

### **VI. Participation/ Involvement in other Sectoral Bodies/ Projects**

- Bohol Provincial Tourism Council, Livelihood Committee of the New Bohol Panglao Airport CSEPP, Bohol Road Investment Board; Promotion of Green Economic Development Project.

Sector : ECONOMIC DEVELOPMENT

Sub-sector : Trade and Industry

Office : DEPARTMENT OF TRADE AND INDUSTRY (DTI)

## I. HIGHLIGHTS OF 2013 ACCOMPLISHMENTS

### MFO 1: Industry Development and Investment Promotion

During the year, investment facilitation contributed 32.63% to the total investment figure.

#### a. Amount of Investments Generated from DTI-initiated Events:

Investments Generated	Target	Actual
- Investment Mission	0.00	0.00
- Investment Facilitation	550.00	1,139.00
- Investment Matching	0.00	0.00
- Financing Facilitation	20.00	32.35
- BN Registration (BOSS)	1,005.00	1,218.29
Total investments	1,575.00	2,389.61

Overall, accomplishment for 2013 already exceeded by 51.7% the annual target of P1.575M.

#### b. Number of New Jobs Generated:

For the year, 15,627 new jobs were created. These jobs include new businesses registered with the DTI. These jobs were the result of:

Jobs Generated	Target	Actual
- Investment Mission	0	0
- Investment Facilitation (BOI, etc.)	120	361
- Investment Matching	0	0
- Financing Facilitation	0	0
- BN Registration (BOSS/NERBAC)	3,300	6,766
- Other Programs (from sectoral interventions)	8,480	8,500
Total	11,900	15,627

As of this period, total job generated is 31.3% above the annual target.

#### c. Business Name Registration:

New = 2,585

Renewal = 538

Total = 3,123

For this year, new business name (BN) registrations exceeded that target by 3%. At the same time, processing is done at an average of 12.39 minutes per application.

## MFO 2: MSME Development and Promotion Services

Two thousand seven hundred ten (2,710) MSMEs have been assisted and developed during the year. These MSMEs will now form part of those that will be included in the universe of assisted MSMEs for the year. The initial assistance provided was in the form of trainings, consultancy services, provision of information, and inclusion on DTI facilitated events.

To note, assistance to existing MSMEs outside of the priority sectors that can be attributed to all other forms of interventions were also included in the report.

Food = 137

Tourism = 357

Raffia Sector = 1,367

Baskets = 54

Decors and Souvenirs = 167

Fashion Accessories = 7

ICT = 22

Other sectors = 599

### (c) Amount of Domestic Sales Generated from DTI-initiated Events:

Market matching activities contributes the bulk of the total domestic sales. For the sectors, basket continues to be on top with total sales of P98.9M, which represents 36.45% of total sales. This year, sales generated from DTIs priority sectors reached to P271.33M.

The effects of the 7.2 magnitude earthquake and typhoon Yolanda on our MSMEs resulted to the underachievement of their sales target for the year.

	Target	Actual
Amt of domestic sales generated from DTI initiated events (PM)	300.00	271.33
Local Trade Fairs	8.98	13.46
Market Matching	183.04	143.62
Selling Mission	0.01	0.01
SME Display Centers/ Trade Houses/Pasalubong Center/Product Depot	1.21	3.62

MFO		Target	Actual	3:
	% compliance to Fair Trade Laws	95%	95%	
	No. of firms monitored (15-20% universe)	1,104	1,475	
	- Price Tag	350	486	
	- Service and Repair Shops	70	70	
	- Labelling	65	79	
	- Business Licensing	0	0	
	- DAO No. 8 (Series of 2002)	120	128	
	- Sales Promo	130	136	
	- BN Law	300	477	
	- DAO 2, series of 2007	9	9	
	- DAO No. 3 (Series of 2002) PETC	0	0	
	- DAO No. 9 Product Standards	60	90	

### Consumer Welfare and Protection Services

Monitoring activities were regularly conducted where 95% compliance to fair trade laws was seen. Consumer complaints on the other hand, were 100% resolved at the level of the provincial office.

### MFO 4: Good Governance

During the year, DTI-Bohol focused its efforts on ensuring a robust business environment within the provincial office. Client feedbacks from all our activities and even from internal sources were collected and recommendations and/or comments were noted. These form part of the proposed improvements for the ensuing month/s.

#### Client Satisfaction Rate:

External Clients	= 96%
Internal Clients	= 96%

### MAJOR HIGHLIGHTS:

1. Business Education Lecture Series. Two (2) business education seminars were conducted in the Bureau of Interval Revenue District Office. Overall, 32 participants attended the 2 sessions.
2. Consumer Education Seminar. Three (3) consumer education seminars were conducted in three (3) academic institutions in the city, namely HNU College of Business and Accountancy, BIT High School and UB High School. One hundred eighty one students (181) attended the 3 seminars.
3. Business Process Licensing System. DTI facilitated the conduct of training for business process and licensing officers (BPLO) entitled "Service Excellence for LGUs BPLS Frontliners". Forty four



(44) BPLOs attended the training. Representative from the DTI CIC were the speakers during the training.

4. Shared Service Facility (SSF). Nine (9) SSFs were launched during the period.

- a. Project Name : SSF for Calamay Processing  
Cooperator : Alburquerque Calamay Makers – Port Vendors Assoc. Inc. (ACM-TPVA)  
Location : Ponong, Alburquerque  
Date : August 30, 2013
- b. Project Name : SSF for Calamay Processing  
Cooperator : Jagna Calamay Makers Multi-Purpose Cooperative  
Location : Can-upao, Jagna  
Date : August 30, 2013
- c. Project Name : SSF for Food Processing  
Cooperator : Bicao Farmers Multi-Purpose Cooperative  
Location : Bicao, Carmen  
Date : August 31, 2013
- d. Project Name : SSF for Banana Processing  
Cooperator : Badiang Self-Help Multi-Purpose Cooperative  
Location : Badiang, Anda  
Date : August 30, 2013
- e. Project Name : SSF for Banana Processing  
Cooperator : Sevilla Primary Multi-Purpose Cooperative  
Location : Poblacion, Sevilla  
Date : August 31, 2013
- f. Project Name : SSF for Banana Processing  
Cooperator : Balilihan Association of Women for Development  
Location : Poblacion, Balilihan  
Date : August 31, 2013
- g. Project Name : SSF for Banana Processing  
Cooperator : Bood Rural Improvement Club  
Location : Bood, Maribojoc  
Date : August 31, 2013
- h. Project Name : SSF for Ginger Processing  
Cooperator : Candabong RIC  
Location : Loboc, Bohol  
Date : August 31, 20013

- i. Project Name : SSF for Meat Processing
- Cooperator : Mantacida Farmers MPC
- Location : Catigbian, Bohol
- Date : August 31, 20013

5. Resource Generation. During the launching of the SSFs, additional financial assistance were committed from the following:
  - a. Cong. Arthur Yap. Committed P500,000 for the improvement of JACAMACO Common Service Facility (CSF) and P50,000 for water supply of Bicao MPC.
  - b. LGU – Alburquerque. Committed P200,000 for the improvement of CSF of ACM-TPVA.
  - c. LGU – Carmen. Committed P50,000 for the improvement of Bicao MPC processing center.
  - d. Cong. Rene Relampagos. Committed P1M for the completion of the processing and training center of BAWOD.
6. Promotion of Green Economic Development.
  - a. A lecture on Greening the Tourism Value Chain was conducted in Mater Dei College in Tubigon, Bohol. Seventy (70) students attended the lecture.
  - b. Attended the Monitoring and Re-planning Meeting (MRM) in Cebu City.
7. Product Development. Provided assistance to the following:
  - a. Bohol Quality Pastries on the development of Garlic & Cinnamon Flavored Tajada
  - b. Jojie’s Painitang Bol-anon for the possible incorporation of taro powder for their products and vacuum packing technology for “inun-unang tulingan”.
8. Timbangan Radio Program. Weekly airing of the radio program over DyRD.

### **GOOD PRACTICES:**

In achieving our targets, DTI takes pride in the following good practices which are already institutionalized in the province:

1. The DTI BEE Group. Tasked to coordinate and facilitate the creation of an enabled business environment for the province, the DTI-BEE Group contributes much to the achievement our objectives of increasing investments and improving the ease of doing business. Advocacy with Local Government Units, the Provincial Government and other business sector associations is a regular and continuing activity to help reduce the cost of doing business and streamline registration procedures.
2. The BOSS. The Bohol Business One Stop Shop is now operating with all mandatory agencies represented, an achievement greatly attributable to DTI for lobbying the creation of the Bohol BOSS TWG. The TWG, headed by the Governor, made possible the compliance by all mandatory agencies to be represented at the BOSS 5 days a week.

3. **Proper Planning.** DTI-Bohol develops its plans in accordance with QMS. Our institutionalized planning process provides us with clearer vision for the year (2012). The planning process involved sectoral assessments using the spider diagram and the SWOT analysis. This makes our target-setting activity easier to do.
4. **Strengthened Partnerships.** DTI Bohol is stronger because networks have been effectively tapped and enhanced. For instance, GIZ, ECCP and other organizations that sit in the different steering structures (food, raffia, consumer, etc.) contribute much to the enhancement of our services and improving value chains of priority sectors. Steering structures are also organized to take charge of sector plans and monitor their implementation.
5. **BPLS/eTRACS/eBPLS.** The implementation of BPLS has resulted in a more efficient and effective way to capture investments and sales attributable to the particular intervention. For instance, the rollout of the unified form for tracking investments in LGUs which was initiated by DTI in 2011 has allowed LGUs to report sales, jobs and investments resulting from BPLS, LRED and other interventions.

**LEARNINGS:**

1. **Customer Feedback.** There is still a need for all internal clients (staff) to understand the importance of the CSF, as this can be a source of information that can be used to help improve our services.
2. **Monitoring and Evaluation Framework.** An M&E framework needs to be fully implemented to be able to determine results and make necessary next steps on how to improve these results.
3. **Communication Flow and Records Management.** There is a need to strengthen and enhance the current communication flow as well as the record management system of the office.

**Sector : ECONOMIC DEVELOPMENT**

**Sub-sector : Trade and Industry**

**Office : BOHOL EMPLOYMENT AND PLACEMENT OFFICE (BEPO)**

### **I. HIGHLIGHTS OF 2013 ACCOMPLISHMENTS**

<b>No.</b>	<b>ACTIVITY</b>	<b>Clients Served</b>
1.	Pre-Employment Orientation Seminar (PEOS & AIR-TIP) for College Graduating Students (February & August)	5,184
2.	Special Program for Employment of Students (SPES) – (Summer Job)	930
3.	PRC Mobile Service (May, July & November)	1,118
4.	NSO Mobile Service (May)	235
5.	LTFRB Mobile Service (Year Round)	206
6.	Local & Overseas Jobs Fair (April, May, July, & December)	1,638
7.	Special Recruitment Activities (Year Round)	941
8.	Job Applicants Registered (Year Round)	1,780
9.	DFA Referrals (Year Round)	459
10.	OFW Welfare Facilitation	369
11.	Heat Caravan Participation – Clients of combined services (4 towns)	139

#### **Job Vacancies Solicited (Year Round)**

12.	Job Vacancies Solicited (Overseas)	12,027
13.	Job Vacancies Solicited (Local)	1,655

#### **Hired/Deployed Boholanos (Year Round)**

14.	Workers Placed/Deployed (Overseas)	260
-----	------------------------------------	-----

**Sector : ECONOMIC DEVELOPMENT**

**Sub-sector : Trade and Industry**

**Office : DEPARTMENT OF LABOR AND EMPLOYMENT (DOLE)**

## I. HIGHLIGHTS OF 2013 ACCOMPLISHMENTS

### DOLE Integrated Livelihood Program (DILP) Project Beneficiaries for the First District of the Province of Bohol (For Calendar Year 2013)

MUNICIPALITY			NO. OF						PROJECT
	PROJECT PROPONENT / BENEFICIARY-ORG.	PROJECT TITLE/SITE	BENEFICIARIES			RELEASE		IMPLEMENTING	STATUS /
			Male	Female	Total	AMOUNT (PHP)	DATE	PARTNERS	REMARKS
1. Tagbilaran City	1. Bohol Federation of Disabled Person, Inc. Trinidad Association of PWD Poblacion, Trinidad, Bohol	Reflexology and Massage Clinic				50,000.00	March 13, 2013	LGU-Trinidad	Op/SL 50,147.00 10/11/2013
	2. -do	Training Cum Production on Viand Cooking	13	17	30	64,000.00	Jan. 28, 2014		Op/FI
	3. -do-	Organic Free Range Native Chicken	18	7	25	67,000.00	Jan. 28, 2014	LGU - Loon	Op/FI
	4. -do-	Organic Free Range Native Chicken	14	11	25	67,500.00	Jan. 28, 2014	LGU-Clarín	Op/FI
	5. Life Philippines Foundation (Bohol) Inc. 44 Visarra St., Tagbilaran City	Banana Chips and Banana Ketchup Production	0	45	45	285,000.00	August 13, 2013		Op/FL
	6. Panaghiusa Sa Mga Gagmayng Magpapatigayon sa Tagbilaran Tagbilaran City	Expansion of Entrepreneurial Activities for Family Sustainability	10	24	34	242,400.00	Sept. 11, 2013		Op/SL
	7. Bohol Integrated Dev't. Foundation Inc. Hontanosas St., Tagbilaran City	Skills Training & Livelihood Program for the Panglao Airport	25	75	100	730,826.00	Jan. 28, 2014		Op/FI
2. Loon	1. Cabilao Romblon Weavers Network (CROWN) Pantudlan, Cabilao, Loon, Bohol	TCP on Food Cooking & Processing	3	33	36	82,500.00	March 22, 2013		Op/FL
3. Balilihan	1. Association of Individuals Moving (AIM) for Progress Del Carmen, Balilihan, Bohol	Enhancement of Cassava Chips	15	20	35	226,200.00	23-Oct-13		Op/FL
	2. Baucan Sur Farmers Association Baucan Sur, Balilihan, Bohol	TCP on Free Range Native Chicken	14	14	28	97,200.00	Jan. 28, 2014		Op/FI
4. Cortes	1. Association of Barangay Livestock Aide of Cortes	TCP on Free Range Native Chicken	13	5	18	70,500.00	Jan. 28, 2014		Op/FI

	Rosario, Cortes, Bohol								
5. Antequera	Barangay Livestock Aide (BALA) Poblacion, Antequera, Bohol	Duck Raising and Balut Processing	35	5	40	114,000.00	Jan. 28, 2014		Op/FI
	2. Bungahan Farmers Association Bungahan, Antequera, Bohol	Duck Raising and Balut Processing	58	27	85	114,000.00	Jan. 28, 2014		Op/FI
6. Maribojoc	CASABUT-OFS Cabawan, Agahay, San Roque, Aliguay Busao, Toril Organic Farming System Maribojoc, Bohol	TCP on RICE Duck Farming & Balut Processing	21	0	21	177,000.00	Jan. 28, 2014		Op/FI

**DOLE INTEGRATED LIVELIHOOD PROGRAM (DILP) PROJECT BENEFICIARIES FOR THE SECOND DISTRICT OF THE PROVINCE OF BOHOL  
(For Calendar Year 2013)**

MUNICIPALITY	PROJECT PROPONENT / BENEFICIARY-ORG.	PROJECT TITLE/SITE	NO. OF BENEFICIARIES			RELEASE		IMPLEMENTING PARTNERS	PROJECT STATUS /
			Male	Female	Total	AMOUNT (PHP)	DATE		REMARKS
1. Trinidad	1. Guinobatan People's MPC Guinobatan, Trinidad, Bohol	TCP on Free-Range Native Chicken	24	26	50	74,500.00	March 13, 2013		Op/SL 10/4/2013 74,550.00
	2. Trinidad Women's Care Multi-Purpose Cooperative Poblacion, Trinidad, Bohol	Enhancement of Cassava Chips Processing and Packaging	0	25	25	77,390.00	March 18, 2013		Op/FL
	3. La Victoria Farmers and Fisherfolks Association (LAVIFFA) La Victoria, Trinidad, Bohol	Fishing Equipments (Paddle Boat Pangal for Pasayan, Alimango and Bongso net)	24	2	26	145,000.00	March 18, 2013		Op/FL
	4. Poblacion United Small Farmers and Fisher Folks Association (PUSFFA) Poblacion, Trinidad, Bohol	Bangus Culture (in Brakish Water)	11	10	21	61,050.00	March 18, 2013		Op/FL
2. Sagbayan	1. Barangay San Ramon Women's Association and Development San Ramon, Sagbayan, Bohol	TCP on Free-Range Native Chicken	0	26	26	95,500.00	March 13, 2013		Op/FL
	2. San Roque Women's Association San Roque, Sagbayan, Bohol	TCP on Free-Range Native Chicken	0	22	22	72,900.00	March 13, 2013		Op/FL
	3. Group of Women for Assistance and Progress San Agustin, Sagbayan, Bohol	TCP on Free-Range Native Chicken Native Chicken	0	25	25	76,250.00	March 13, 2013		Op/SL 8/2/2013
	4. Kagawasan Womens Association Kagawasan, Sagbayan, Bohol	TCP on Dairy Goat Raising	0	31	31	87,500.00	March 13, 2013		Op/SL 7/30/2013
	5. Kababayan-an Alang sa Kalambuan (KASARA) San Vicente Norte, Sagbayan, Bohol	TCP on Dairy Goat	0	18	18	90,000.00	March 13, 2013		Op/SL 7/30/2013



	6. Women Indigents Natural Group of San Antonio, Sagbayan, Bohol	Organic Vegetable Gardening	0	23	23	61,600.00	March 13, 2013		Op/SL 8/2/2013
	7. Hugpong sa Mga Kababayan-an Canmaya Diot, Sagbayan, Bohol	TCP on Free-Range Native Chicken	1	23	24	60,750.00	July 29, 2013		Op/FI
3. Buenavista	1. Buenavista Integrated Farmers and Fisher Association (BIFFA) Municipal Hall, Buenavista, Bohol	TCP on Free-Range Native	6	22	28	89,800.00	May 27, 2013		Op/SL 9/17/2013
	2. Magkaya United Farmers Association Magkaya, Buenavista, Bohol	TCP on Free-Range Native	16	0	16	89,800.00	May 27, 2013		Op/SL 9/17/2013
4. Clarin	1. Tangaran Aquarium Fish Gatherers Assn. (TAFGA) Tangaran, Clarin, Bohol	Fish Cage (Bangus)	24	2	26	108,350.00	July 29, 2013		Op/FL
5. Talibon	1. Suba Fishermen Association (SUFA) Suba Jao, Talibon, Bohol	TCP on Acquisition of Fishing Net	30	1	31	122,850.00	September 26, 2013		Op/SL 10/29/2013 122,900.00
6. Ubay	1. Lomangog Women's Association Lomangog, Ubay, Bohol	TCP on Viand Cooking & Organic Vegetable Gardening	0	26	26	146,000.00	September 6, 2013		Op/FL
	2. Camambugan Farmers Association Camambugan, Ubay, Bohol	TCP on Dairy Goat Raising	24	26	50	74,000.00	September 6, 2013		Op/FL
	3. Cagting Small Farmers & Fishers Folks Association Cagting, Ubay, Bohol	Acquisition of Fishing Equipment (PANGGAL)	30	40	70	102,000.00	October 23, 2013		Op/FI
	4. Pangpang Farmers & Fishermen Organization Pangpang, Ubay, Bohol	Acquisition of Fishing Equipment	23	5	28	126,000.00	October 23, 2013		Op/FI
7. San Miguel	1. San Miguel Multi-Purpose Coop. Inc. Poblacion, San Miguel, Bohol	Establishment of a Community Base Bakery	37	13	50	95,000.00	October 23, 2013		Op/FI
8. Dagohoy	1. San Miguel Developers Association Caluasan, San Miguel, Dagohoy, Bohol	TCP on Duck Raising & Balut Processing	25	5	30	114,000.00	January 28, 2014		Op/FI

**DOLE INTEGRATED LIVELIHOOD PROGRAM (DILP) PROJECT BENEFICIARIES FOR THE THIRD DISTRICT OF THE PROVINCE OF BOHOL  
(for Calendar Year 2013)**

MUNICIPALITY	PROJECT PROPONENT / BENEFICIARY-ORG.	PROJECT TITLE/SITE	NO. OF BENEFICIARIES			RELEASE		IMPLEMENTING PARTNERS	PROJECT
			MALE	FEMALE	TOTAL	AMOUNT (PHP)	DATE		STATUS / REMARKS
1. Alicia	Progreso Women & Workers MPC Progreso, Alicia, Bohol	TCP on Milk-Based Bread Production	14	36	20	95,000.00	August 13, 2013		Op/SL 1/8/2014 95,069.00
2. Loboc	Gotozon Balsa Performers Association Gotozon, Loboc, Bohol	Rehabilitation of Gotozon Balsa	52	40	92	165,000.00	August 12, 2013		Op/SL 2/13/2014 165,744.00
3. Mabini	Sandel United Fishers & Farmers Livelihood Organization San Jose, Mabini, Bohol	Bottom Set Fish Gill Net	48	23	71	100,310.00	March 20, 2013		Op/SL 9/17/2013  100,405.00
4. Candijay	1. Tawid Fishermen;s Association San Antonio, Tawid, Candijay, Bohol	Community Fishing	24	20	44	164,300.00	Sept. 25, 2013		OP/FL
	2. Cogtong Fishermen Association Cogtong, Candijay, Bohol	Acquisition of Fishing Net (pokot panglambay/pasayan)				182,720.00	October 23, 2013		Op/FI
5. Sierra-Bullones	Kaumay Farmers Association Abachanan Sierra Bullones, Bohol	Free-Range Native Chicken	30	16	46	122,820.00	October 23, 2013		Op/FL
6. Jagna	Alijawan Naatang Fisher Association  Alejawan, Jagna Bohol	Bottom Set Fish Gill Net	14	11	25	200,000.00	October 23, 2013		Op/FL
7. Duero	Guinsularan Womens Association Guinsularan, Duero, Bohol	TCP on Free Range Native Chicken	0	43	43	100,500.00	Dec. 20, 2014		Op/FL
8. Anda	Lundag Farmers Association Lundag , Anda, Bohol	TCP on Dairy Goat Raising	33	4	37	106,500.00			Op/FI
9. Lila	Lila Fish Vendors Association Nagsulay, Lila, Bohol	Fish Vending	22	55	77	106,500.00	January 28, 2014		Op/FI

**Legend:**    **FR** - For Release  
              **FI** - For Implementation  
              **FL** - For Liquidation  
              **SL** - Submitted Liquidations  
              **Op** - Operational  
              **NO** – Non-operational

Sector : ECONOMIC DEVELOPMENT

Sub-sector : Tourism

Office : BOHOL TOURISM OFFICE (BTO)

## I. HIGHLIGHTS OF 2013 ACCOMPLISHMENTS

### 2013 in Retrospect


#### T – Tourism and Livelihood

- Bohol Tourism Office (BTO)

##### 1) Marketing and Promotions

###### Before the Calamity:

- Coordinated for the feature of Bohol in –
  - ✓ GMA 7's Reel Time and Kapuso Mo, Jessica Soho
  - ✓ Kabuhayang Swak Na Swak
  - ✓ Fun Asia (on TLC)
  - ✓ HK TV
  - ✓ Mabu hay Magazine
  - ✓ Bamboo Flower (movie)



- Participated in tourism travel and trade fairs-

- ✓ China Outbound Travel and Tourism Market, Beijing, China



- ✓ Philippine Travel Mart, Manila



### 2013 in Retrospect

#### T – Tourism and Livelihood


- Bohol Tourism Office (BTO)

##### 1) Marketing and Promotions

###### Post Calamity

- Bohol Tourism Rehabilitation Project

- ✓ Communication Plan with PTC and USAID COMPETE Project and private sector
- ✓ National Media features -
  - GMA's - Kapuso Mo Jessica Soho
  - TV 5 - Pinoy Explorer
  - ABS-CBN - Umagang Kay Ganda
  - 8 media people from Bohol



## 2013 in Retrospect

### T – Tourism and Livelihood

- Bohol Tourism Office (BTO)

#### 1) Marketing and Promotions

- “Bohol 50% Sale” Ad in PDI (for PTM)
- Coordinated with TPB in the highlight of Bohol in international tourism markets –  
Japan Association of Travel Agents Expo, Tokyo (Aug. 2013)  
World Tourism Market, London (Nov. 2013)
- Production of promotional collaterals:  
Bohol Tourism Brochure  
Bohol Tourist Map  
Bohol Tourism Center Flyer

## 2013 in Retrospect

### T – Tourism and Livelihood

- Bohol Tourism Office (BTO)

#### 2) Product Development

##### Before the Calamity

- Assessment and planning for potential tourism product:
  - ✓ Abatan Community Life Agri-Tourism Project
  - ✓ Skills Training Facility as Tourism Stop
  - ✓ Marlito Uy's Prawn Farm, Maribojoc
  - ✓ Balilihan Farms for Farm Tour Development
  - ✓ DENR Tarsier Conservation Project
  - ✓ Barangay Lundag, Anda
  - ✓ Ubay Dairy Project

- Assisted in/coordinated for the following:

- ✓ Sustainable Environment Program of Panglao Island –  
Survey at Alona Beach & Balicasag Is.
- ✓ Boston Rondalla Concert
- ✓ Dragon Boat Festival
- ✓ Child-wise Tourism Forum
- ✓ Song-Pa Civic Silver Choir Performance
- ✓ Dolphin Festival
- ✓ Giant Clam Dispersal Project
- ✓ Tourism Development Plan Manualization with DAP

## 2013 in Retrospect

### T – Tourism and Livelihood

- Bohol Tourism Office (BTO)

#### 2) Product Development

##### Post Calamity

- Assessment and planning for potential tourism product:
  - ✓ Extent of damage brought by the quake to the tourism areas and the resultant geological formations
  - ✓ Operationalization of the Countryside Tour with alternate stops and route
  - ✓ Relaunch of the Loboc River Cruise
  - ✓ Chocolate Hills Complex
  - ✓ Alburquerque Church

## 2013 in Retrospect

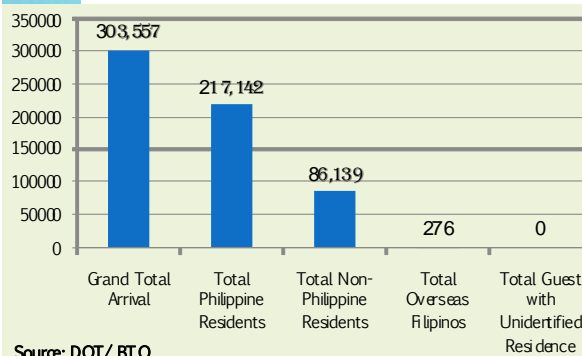
### T – Tourism and Livelihood

- Bohol Tourism Office (BTO)

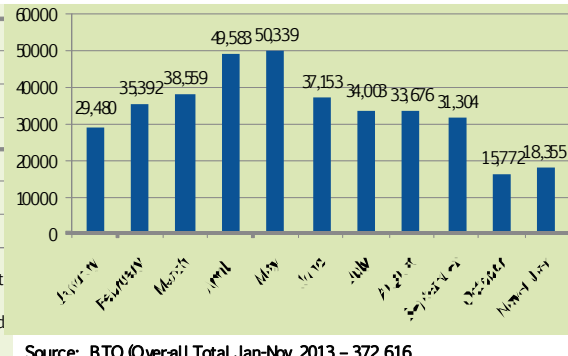
#### 2) Product Development (Statistics)

- Data gathering in Panglao, Tagbilaran City and Baclayon, Clarin
- Consolidation of tourism statistics and submission to DOT
- Mentoring of Municipal Tourism Officers (MTOs) and Accommodation Establishments (AE) representatives in Clarin, Panglao, Tagb. City statistics recording
- Conducted Exit Surveys 3 times at 5 major ports in Bohol

BOHOL TOURIST ARRIVALS  
Jan - Sept. 2013 (Partial Report)



Visitor's Count (Seaport & Airport, Tagb. City)  
January - Nov. 2013 (Partial Report)



## 2013 in Retrospect

### T – Tourism and Livelihood

- Center for Culture and Arts Development (CCAD)

#### 1) Hosted Culture and Arts Celebration/ Events/ Concerts

- With showcase of talents, exhibits and workshops



- Likha Asya 2013 and Sayaw Pinoy 2013



- Philippine Arts Festival 2013



## 2013 in Retrospect

### T – Tourism and Livelihood

- Center for Culture and Arts Development (CCAD)

#### 1) Hosted Culture and Arts Celebration/ Events/ Concerts

- With showcase of talents, exhibits and workshops




- Philippine High School for the Arts (PHSA) held dance workshops, auditions, and a dance concert titled, 'PAGBUBUNYT'. Part of this year's activities advocating Philippine culture.



- The Philippine-Korean Friendship concert held at the Bohol Cultural Center featuring the Songpa Silver Choir, the Loboc Ambassadors Band, and the Il Divo Boholano.

#### 1) Hosted Culture and Arts Celebration/ Events/ Concerts/ Workshops

- With showcase of talents, exhibits and workshops



- The Rondalla Rocks Concert featuring the Iskwelahang Pilipino Rondalla of Boston, USA and the Dimiao Children' Rondalla

Photography Workshop



- Photography Workshop for a Cause participated in by amateur and professional photographers.

### T – Tourism and Livelihood

- Center for Culture and Arts Development (CCAD)

#### 2) Coordinated with National Commission for Culture and Arts (NCCA)

- For the Rehabilitation at Baclayon, Maribojoc, Loon, Sagbayan and Antequera

##### Post-Earthquake Activities:

- Arts for Healing
- Creativity and Cultural livelihoods revitalization Workshop
- Cultural Education Workshop on Heritage Management and Ecological Sciences
- Facilitating resources mobilization for shelter and habitat rebuilding



Arts Therapy Workshop



II. PLANS, PROGRAMS AND TARGETS FOR THE ENSUING YEAR (CY 2014)

## BIG LEAP IN 2014 (Targets)

### T –Tourism and Livelihood

- 25% increase in employment generated from businesses with BN registration

47 towns and one city inter-connected by 2015

- No. of workers deployed
- No. of tourists assisted
- No. of investment promotion and business assistance
- No. of cultural activities and performances

- No. of cultural treasures identified; museums established
- No. of mechanisms and standards
- No. of new tourism products & services (e.g. medical tourism, retirement villages, public tourism facilities)
- No. of cultural groups formed

- No. of standard road signage and tourism signs and symbols installed
- No. of comfortable PUVs
- No. of convenient, clean and accessible public transport terminals
- No. of service providers and workerstrained

## BIG LEAP IN 2014 (Targets)

### T –Tourism and Livelihood

- 1 hotline by 2014
- 1 competency and skills standards by 2014
- Full implementation of food safety standards by 2014
- No. of IT/ BPO companies

- Maintained at least P1Billion mark in investment generation
- No. of businesses registered
- Structures, mechanisms and programs formulated by 2014

- Information education campaign on tourism and livelihood sector conducted in all towns and city:
- Bohol Tourism Code
  - Bohol Investment Code
  - Tourism Act
  - BACH Code

- No. of bilateral relations with foreign governments

- Decrease incidence of illegal recruitment and human trafficking

Sector : ECONOMIC DEVELOPMENT

Sub-sector : Science and Technology

Office : DEPARTMENT OF SCIENCE AND TECHNOLOGY (DOST)

## I. HIGHLIGHTS OF 2013 ACCOMPLISHMENTS

### A. TECHNOLOGY TRANSFER AND COMMERCIALIZATION - SMALL ENTERPRISE TECHNOLOGY UPGRADING (SETUP) PROGRAM

#### 1. Packaging and Labeling Services

In enhancing the existing food products with potentials as *pasalubong* items, the DOST-Bohol assisted 30 firms in designing and/or enhancing its existing packaging. Furthermore, product analysis were also undertaken in coming up with the appropriate nutrition labeling procedures



providing the firms with 42 packaging and labeling-related services. Below are some samples of the completed package designs which are ready for utilization for packaging procedures:

#### 2. Food Safety

At the firm level, fifteen (15) local firms were subjected to training on Food Safety & Good Manufacturing Practices. These are: (1) Bicao MPC–Carmen (2) SESILAMCO–Clarín (3) MDCN–Tagbilaran City (4) BISU System Instructors (5) BAHRR Members (6) LGSP LED Beneficiaries (7) Mantacida MPC–Catigbian (8) Blue Water Panglao Beach Resort–Panglao (9) Bohol Bee Farm–Dauis (10) Reynas the Haven and Garden (11) Jj's Seafood Village (12) Jj's Dimsum (13) Jojies Bakeshop (14) Jojies Painitan (15) Alturas Group of Companies Staff.



### 3. Technology Training

For the year 2013, Bohol PSTC conducted 30 technology trainings participated by 1,621 (126-M, 742-F) trainees from 172 firms. The trainings include technologies related with the following: food processing, ICT, furniture, natural fibers, among others.



*Training on Food Processing*



*Tie Dyeing Training OF PTRI in Maribojoc, Bohol.*



*On-Site Training on Operations and Maintenance of Fiber Drye of the Tubigon Loomweavers MPC in the town of Tubigon, Bohol.*



### 4. Innovation System Support

This intervention is a package of assistance that may include plant layout improvement, equipment upgrading, product development and enhancement, skills upgrading and consultancy services. Equipment acquired under this program is on a rent-to-own scheme.

For 2013, six (6) clients were added among the previous beneficiaries bringing the total number to 30 firms with a total assistance amounting to P 18,916,447.00. Table below shows the new firms assisted in 2013:

NAME OF FIRMS	ADDRESS	A. PRODUCT LINE	AMOUNT OF ASSISTANCE
1.VINA'S HOME BAKESHOP	Baclayon, Bohol	Ensaymada and other bakery products	P 700,000.00
2.AUZA.NET SOFTWARE ENGINEERING SERVICES & TRADING	Tagbilaran City, Bohol	IT Services	P 764,000.00
3.SALAGA FURNITURE	Loboc, Bohol	Furnitures	P 567,000.00



NAME OF FIRMS	ADDRESS	A. PRODUCT LINE	AMOUNT OF ASSISTANCE
4.CEDE MACHINE & METAL INDUSTRY INC	Tagbilaran City, Bohol	Machining Services	P1,000,000.00
5.VIRCAP LIGHT METAL INDUSTRIES INC.	Calape, Bohol	Hand Tractors, Mud boat Power Tillers, Corn Shellers, Turtle Power Tillers, Shredders, Cassava/ Banana Chipper, Eccentric Rice Thresher, Hammer Mill, Pulverizers, 1 Bagger Concrete Mixer, Hand Tractor Trailer, Carbonizer	P 1,000,000.00
6.KIDDIES BAKEHAUS (2 <sup>nd</sup> Availment)	Tagbilaran City, Bohol	Specialtycakes, breads and other pastry products	P 1,000,000.00
		TOTAL	P 5, 031,000.00

## 5. Special Projects (Under the DOST7-Regional Grant-in-Aid Program)

### 5.1 Developing Capabilities of Women in the 3 Selected LGU's in the Province of Bohol on Climate Change Adaptation Using Science & Technology

This is collaboration between DOST 7 and PROCESS-Bohol with an objective of developing capabilities of women on climate change adaptation through science and technologies related with aquatic system. This has the following components: Urban Gardening/Hydroponics; Rainwater and Storm Water Management and Aquatic Agriculture System.



*Picture on the right is the showcase mini-greenhouse using hydroponics technology while picture on the left is the showcase 5m<sup>3</sup> cistern using ferro-cement technology to capture and store rain water.*

**5.2 Support to the Product Design, Development and Prototyping Capabilities of the Bohol Island State University in Assisting Technology-based Micro, Small and Medium Enterprises in the Province of Bohol.** This project aims to provide support to BISU in the establishment of the Bohol Product Innovation Center in terms of ICT equipment to enhance its product development, design and prototyping capabilities.

### 5.3 Science and Technology-based Capability Building of the Telephone and Radio System Integrated Emergency Response (TaRSIER 117) for Twenty-four Hours Disaster and Emergency Monitoring and Response.

The objective of this project is to strengthen the capability of the Bohol PDRPMC's command center. Phase II is the production of emergency food rations which will enhance the emergency response and rehabilitation of the PDRPMC. For 2011, DOST allotted P 500,000 for this project and is committed to allocate funds for five years. Equipment acquisition of this project is still going on.

## 6. Project NOAH (Nationwide Operational Assessment of Hazards)

The Nationwide Operational Assessment of Hazards (NOAH) program team will collaborate with government agencies to promote and integrate advanced science and technology to enhance disaster management and prevention capacity of the Philippine government. These include: the deployment of instruments and state-of-the-art methods to construct high resolution hazard maps that are relevant to the community and local government units; delivery of readily accessible, timely and accurate hazards information through various media and communication platforms; disaster research and development; integration of disaster efforts by the national government, academe and civil society organizations; and application of a bottom-up approach by communities to resilience against disasters.

This project aims to assure homeland security by reducing casualties and property loss from extreme hazard events and build disaster resilient communities in the Philippines by way of establishing research and development platforms and the promotion of frontier science and technology in disaster efforts and to become a world leader in programs that leverage on advanced science and technology to mitigate the impacts of natural hazards.

As of the present, additional 6 automated rain gauge (ARG) which was installed at BISU-Candijay Campus, Jagna, Bien Unido, Talibon, BSIU – Calape Campus and DOST Bohol PSTC; 1 Automated Weather Station installed in Ubay; 1 tandem of ARG & WLMS was installed in Loboc; and 3 water level monitoring system (WLMS) were installed in Dimiao, Inabanga and Garcia Hernandez. These equipments are already transmitting data needed for the said project.



**B. BOHOL PSTC PERFORMANCE REPORT**
*As of December 31, 2013*

Performance Indicators	2013 Target	Accomplishment				Total Accomplishment (Jan-Dec)	% Accomplishment (Based on Annual Targets)
		1st Quarter	2nd Quarter	3rd Quarter	4th Quarter		
<b>I. TECHNOLOGY TRANSFER AND COMMERCIALIZATION</b>							
Technology Acquisition and Upgrading							
No. of Technology Interventions	95	12	16	50	23	101	106.3%
No. of Existing Firms Assisted	75	9	14	20	23	66	88%
No. of Start up Firms Assisted	1				1	1	100%
Gross Sales (P '000)	30,000	9,520	11,905	11,770	6,300	39,495	131.65%
Employment Generated (in man-months)	1,200	220	224	245	251	940	78.3%
Male (Actual number of pax)		83	84	99	143	409	
Female (Actual number of pax)		137	140	146	108	531	
Ave. % increased in employment	10%	5%	1%	8%	8%	6%	60%
Ave. Improvement of Productivity/Firm (%)	20%	25.64%	26.27%	27.82%	25.00%	26.18%	130.9%
Customer Satisfaction							
Customer Satisfaction Rating	90%	91%	93%	92%	92%	92%	102.2%
Timeliness							
Ave. % of S&T assistance (transactions) delivered within agreed time frame	90%	92%	95%	93%	93%	93%	102.2%
<b>II. S&amp;T SERVICES</b>							
Packaging and Labeling							
Packaging and Labeling Design Provided	35	6	4	15	18	42	120%
No. of Firms Assisted	20	4	3	5	18	30	150%
No. of new market penetrated	5	2	2	1	-	5	100%
Increase in Sales (P'000)	500	150	165	200	105	620	124%
Consultancy Services							
No. of Firms Assisted							
A. MPEX	3			3		3	100%
B. CAPE	3			5		5	166.66%
C. CPT (Energy Conservation & Mgmt)	1			1		1	100%
D. Energy Audit	3			3		3	100%
E. Food Safety	3			4		4	133.33%
STEPP							
No. of Experts Deployed	30	7	7	10	6	30	100%



**B. BOHOL PSTC PERFORMANCE REPORT**
*As of December 31, 2013*

Performance Indicators	2013 Target	Accomplishment				Total Accomplishment (Jan-Dec)	% Accomplishment (Based on Annual Targets)
		1st Quarter	2nd Quarter	3rd Quarter	4th Quarter		
No. of Clients Served	120	80	188	57	40	365	304.16%
Technology Training							
No. of Trainings Conducted	30	5	6	7	12	30	100%
No. of Firms Assisted	100	18	50	26	84	178	178%
No. of Participants	550	97	161	1,213	224	1,695	308.18%
Male		29	47	242	96	414	
Female		68	114	971	112	1,265	
Technology Clinics / Investors' Fora							
No. of Technology Fora/Clinics Conducted	3	2	2	13	-	17	566.66%
No. of Firms Assisted	40	15	5	19	-	39	97.5%
No. of Participants	200	179	37	1,213	-	1,429	714.5%
Male		40	16	242		298	
Female		139	21	971		1,131	
Customer Satisfaction							
Customer Satisfaction Rating	90%	94%	95%	94%	93%	94%	104.44%
Timeliness							
Ave. % of S&T assistance (transactions) delivered within agreed time frame	90%	93%	95%	94%	93%	94%	104.44%
III. OTHER PRIORITY AREAS							
S&T Scholarship							
No. of Applicants	600			1,083			
Male							
Female							
Actual No. of Examinees	600		103	1,069			
Male			43				
Female			60				
No. of Qualifiers			229				
Male			112				
Female			117				
No. of Ongoing Scholars		153		229			
Male		84		112			
Female		69		117			
No. of Graduates		49					

**B. BOHOL PSTC PERFORMANCE REPORT**
*As of December 31, 2013*

Performance Indicators	2013 Target	Accomplishment				Total Accomplishment (Jan-Dec)	% Accomplishment (Based on Annual Targets)
		1st Quarter	2nd Quarter	3rd Quarter	4th Quarter		
Male		28					
Female		21					
Philippine Science High School							
No. of Applicants				402			
Male				126			
Female				276			
No. of Examinees							
Male							
Female							
Assistance to SUC's on IP Policy Formulation							
No. of SUC's Assisted	1	1	1	1	1	1	100%
No. of Assistance on IPR	1	1	1	1	1	1	100%
ISO Project							
Accreditation acquired/maintained	1	1	1	1	1	1	100%
S&T Library and Information Services							
No. of library users	100	26	26	29	25	106	106%
Male		10	10	12	9	41	
Female		16	16	17	16	65	
S&T Promotion							
No. of press releases							
1. Radio	12	2	2	5	5	14	116.66%
2. Print	15	1		5	1	16	106.66%
No. of Regional / Provincial Fairs							
1. DOST Sponsored	1				1	1	100%
2. Other Agencies	4	1	1	3		5	125%
No. of Press Conferences / Interviews	5	2	1	2	1	6	120%
Networks							
No. of Networks Established / Maintained	35	18	20	20	20	78	222.85%
No. of LGU-DOST linkages							
1. No. of projects co-funded	1	1		10		11	1100%
2. No. of trainings conducted for LGUs	3	1		1		2	66.66%
3. No. of beneficiaries	10	2		24		26	260%
No. of National Government Agencies - DOST linkages							

**B. BOHOL PSTC PERFORMANCE REPORT**

*As of December 31, 2013*

Performance Indicators	2013 Target	Accomplishment				Total Accomplishment (Jan-Dec)	% Accomplishment (Based on Annual Targets)
		1st Quarter	2nd Quarter	3rd Quarter	4th Quarter		
1. No. of projects co-funded	1			5		5	500%
2. No. of trainings conducted for NGAs	3			3		3	100%
3. No. of beneficiaries	10			900		900	9,000%



## Office Accomplishments by Development Sector

# INFRASTRUCTURE DEVELOPMENT SECTOR





## SUMMARY

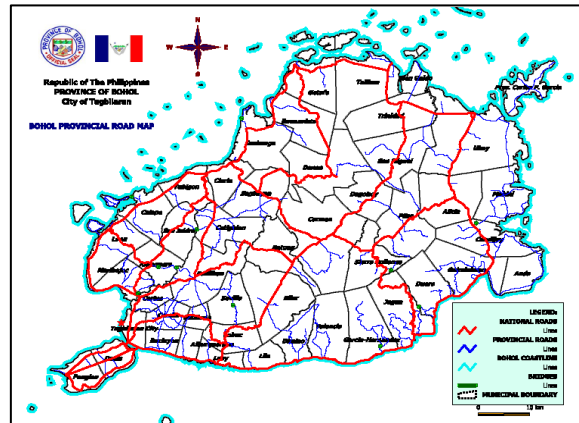
### Infrastructure Development Sector

#### ❖ Transport and Access Development

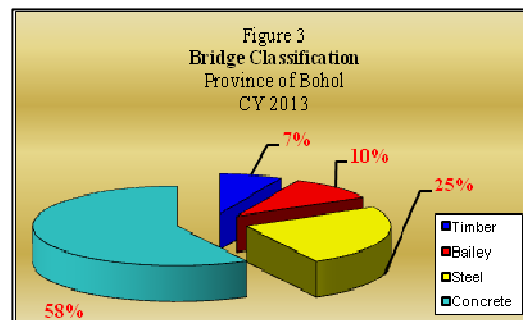
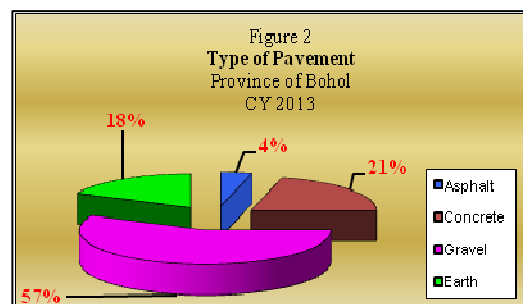
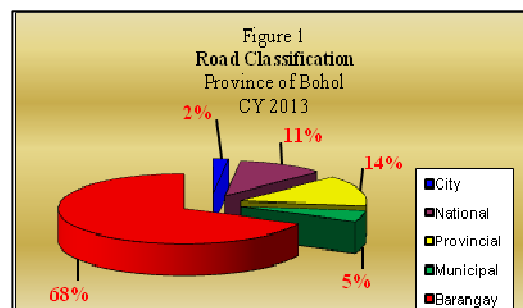

##### A. Land Transport

##### ➤ A.1 Roads and Bridges:

- The road networks in the province consist of the circumferential road along the coastline and in the interior that connects the interior municipalities have been upgraded.
- The Bohol Circumferential Road Projects provided upgraded national highways around the province, allowing faster and easier transport of goods and people along the coastal areas where the major access points of the province are located.
- The Panglao Island Road (PIR), connects the Panglao Island, where most of the tourism establishments are located.
- A nautical highway is well-paved covering Tubigon-Sagbayan-Carmen-Sierra Bullones-Jagna road linking the ports of Tubigon and Jagna.
- The Provincial Government is fortunate to have many interventions on road governance reforms, such as the Provincial Road Management Facility (PRMF) but is limited only to provincial roads, the Partnership for Better Infrastructure of REID Foundation for tourism roads, and now, the CRID project. This initiative would promote local economic development and support the overall development framework the “HEAT-IT Bohol” with the the strategies of HELPS LIFE towards the BIG LEAP development agenda of the Province.
- The Australian government-funded Provincial Roads Management Facility (PRMF), which has not only sustained its assistance to the PGBh in local roads management and local governance reform, but has been expanded its assistance to emergency repair. They also committed to the repair of 14 identified strategic road sections, under the Bohol Emergency Road Repair Project, with a total length of 134 kilometers, and a total estimated cost of P221.355 million.
- The Australian government has continually guided us with other projects, the Coordinating Road Investment Development (CRID) Project, implemented in partnership with the Bohol Chamber of Commerce and Industry (BCCI), which led us to the creation of the Bohol Road Investment Board (BRIB), another trademark innovation of the PGBh.



- The Provincial Government responded with the assistance of the DPWH, PPA, PEO and other agencies the immediate repair and rehabilitation of damaged roads and bridges, as well as temporary repair ports, government buildings, and other infrastructures facilities
- The Department of Public Works and Highways (DPWH) has already allocated more than P 1billion for the works of the rehabilitation of roads and bridges damaged by the earthquake, as well as as strategic improvement and upgrading within the umbrella of our Post-Great Bohol Earthquake Rehabilitation Plan to be undertaken in 2014.
- In year 2013, Bohol has a total road length of 6,040.40 kms. of which 12% is classified as national road, 14% provincial roads, 1% city road, 5% municipal and 68% barangay roads.
- Entire road network is composed of 4% asphalt, 21% concrete, 57% gravel and 18% earth.
- 157 road sections of provincial roads maintained by the Provincial Engineer's office.
- There are 8,299 linear meters of bridges within the road network in the province of which 58% are concrete, 25% are steel, 10% are bailey and 7% are timber bridges.
- 17% are temporary bridges such as bailey and timber that needs for upgrading into permanent structures
- 85 bridges or 1,633 linear meters are under the jurisdiction of Provincial Government through the Provincial Engineer's Office.



Source: DPWH, PEO, CEO, LGUs

## ➤ A.2 Road Traffic

- Based on the combined data from LTO-Tagbilaran, LTO-Jagna and LTO-Talibon, the province experienced an increased of 8.41% in vehicle registrations in a year. This collective increase is attributed to the significant increases of the total number of registered vehicles in Tagbilaran Base LTO at 14.93% and Talibon Base LTO at 6.12%. However, a minimal decrease was observed in the Jagna Base LTO at -7.70%; this decrease did not affect the overall increase for the entire LTO Bohol figure. High

registrations of motorcycles are indicative of people opting for motorcycles as means of transport than for four-wheeled vehicle because of its affordability and low maintenance costs.

Table 1  
**Number of Vehicles Registered by Type**

Type	2012				2013			
	LTO I (Tagbilaran)	LTO II (Jagna)	LTO III (Talibon)	TOTAL	LTO I (Tagbilaran)	LTO II (Jagna)	LTO III (Talibon)	TOTAL
Cars/Vans/UV	13,456	3,413	1,911	18,780	15,826	2,748	2,851	21,425
Buses	148	113	3	264	183	68	4	255
Truck	2,071	861	546	3,478	2,307	540	1,135	3,982
Tricycles	2,963	585	948	4,496	3,181	524	1,030	4,735
Motorcycles	30,576	12,878	11,262	54,716	35,025	12,608	10,548	58,181
Others:	167	29	0	196	231	14	-	245
<b>Total</b>	<b>49,381</b>	<b>17,879</b>	<b>14,670</b>	<b>81,930</b>	<b>56,753</b>	<b>16,502</b>	<b>15,568</b>	<b>88,823</b>

- Private owned vehicles registered from 2012 to 2013 drastically increased by 43% while there is a slight decrease for government owned vehicles at - 31.19%. Such increase of privately owned vehicles is another cause of traffic congestion that will probably cause collisions in the narrow roads of the province coupled with undisciplined drivers.

Table 2  
**Number of Vehicles Registered By Ownership**

Type	2012				2013			
	LTO I (Tagbilaran)	LTO II (Jagna)	LTO III (Talibon)	TOTAL	LTO I (Tagbilaran)	LTO II (Jagna)	LTO III (Talibon)	TOTAL
Private	44,604	16,560	13,528	74,692	51,753	15,532	14,449	81,734
Government	615	133	60	808	382	110	64	556
Diplomat	-	-	-	-	-	-	-	-
Others(Hire)	4,162	1,186	1,082	6,430	4,618	860	1,055	6,533
<b>Total</b>	<b>49,381</b>	<b>17,879</b>	<b>14,670</b>	<b>81,930</b>	<b>56,753</b>	<b>16,502</b>	<b>15,568</b>	<b>88,823</b>

Source: LTO I-Tagbilaran, LTO II-Jagna, LTO III-Talibon

## B. Seaport:

Table 3  
**Port Classification**  
(Statistical Data Per RC)  
**CY 2013**

Classification	Name of Port	Location	Shipcalls	Passenger Traffic	Cargo Throughput (MT)
<b>1 Baseport</b>	Tagbilaran Port	Tagbilaran City	6,777	1,596,337	1,142,666.14
<b>4 Terminal Ports</b>	Tubigon Port	Tubigon	7,793	1,442,379	114,604.78
	Talibon Port	Talibon	847	100,162	37,078.14
	Ubay Port	Ubay	2,626	278,376	42,323.05

Classification	Name of Port	Location	Shipcalls	Passenger Traffic	Cargo Throughput (MT)
<b>9 Outports</b>	Jagna Port	Jagna	762	224,091	75,512.20
	Catagbacan Port	Catagbacan	996	85,985	58,610.57
	Getafe Port	Getafe	4,048	308,226	5,177.54
	Tapal Port	Tapal, Ubay	197	-	721,253.22
	Clarin Port	Clarin	111	2,828	8,144.20
	Alburquerque	Alburquerque	15	-	20,986.00
	Manga Port	Manga, Tagb. City	-	-	-
	Maribojoc Port	Maribojoc	-	-	-
	Guindulman Port	Guindulman	-	-	-
<b>2 Private Ports</b>	Lila Port	Lila	-	-	-
	PMSC	G. Hernandez	444	-	2,153,197.00
	Bagacay Port	Bagacay	-	-	-

Source: PPA

Table 4  
**Port Data**  
CY 2013

MONTHLY OPERATIONS	VOLUME (Monthly)
<b>Average Shipcalls:</b>	
Fast Crafts (Non-RORO)	1,550
Conventional (RORO)	501
<b>Average Cargo Tonnage</b>	
Discharged (Inbound)	117,486.25
Loaded (Outbound)	183,255.71
<b>Passenger Traffic:</b>	
Disembarked	175,824
Embarked	160,708

Source: PPA

- The province has 1 base port, 4 terminal ports, 9 outports and 2 private ports. It is distributed in strategic locations.
- The Port of Tagbilaran is considered a major port of entry. The port attends to more or less 5,000 passengers daily coming from Cebu on board fast crafts and regular ferries coming from Cagayan de Oro, Iligan, Dipolog, Dumaguete, Cebu and Manila; not to mention cargo ships. It is now referred to as the “Tagbilaran City Tourist Pier”.
- The port of Tubigon, the busiest among the terminal ports, offers more than ten daily round trips plying the Cebu-Bohol route.
- The port of Jagna in the southeast offers docking facilities for vessels from Cagayan, Nasipit, and Camiguin (with ro-ro) in Mindanao.
- The total shipcalls have almost the same in 2012 to 2013. There are already eleven (11) daily trips of fast sea crafts plying the Cebu-Tagbilaran route and eight (8) daily trips plying Tubigon-Cebu route.

- The total number of passenger's traffic decreased from 4,060,263 in 2012 to 4,038,384 in 2013 from the province's baseport, terminal ports and outports.

### **C. Airport**

- Bohol has two airports, the Tagbilaran Secondary Airport and the Ubay Feeder. Only the Tagbilaran City airport handles commercial and passenger traffic with direct flights to and from Manila through a number, making the province easily accessible to large numbers of tourists and investors.
- Tagbilaran City Airport was able to accommodate 3,189 carrier flights including General Aviation and Military in that ferried incoming and outgoing 509,007 passengers and 3,514,109 kilograms of cargoes.
- On March 27<sup>th</sup> 2013, the Government of the Republic of the Philippines signed a Japanese ODA loan agreement for the project with the Japan International Cooperation Agency (JICA). The Project cost is P 7.1B. The new Bohol Airport will replace the existing Tagbilaran Airport to respond to its rapid increase of the air traffic.
- The New Bohol Airport Construction and Sustainable Environment Protection Project (NBACSEPP), which now undertaking the bidding process for airport construction. And in the SEPP component of this project, we are excited the improved design of Sewerage Treatment Facilities (STFs), to enhance the quality of waste management in Bohol.
- Improvement of the Tagbilaran City Airport, pending the completion of the New Bohol Airport in Panglao.

### **❖ Power and Energy**

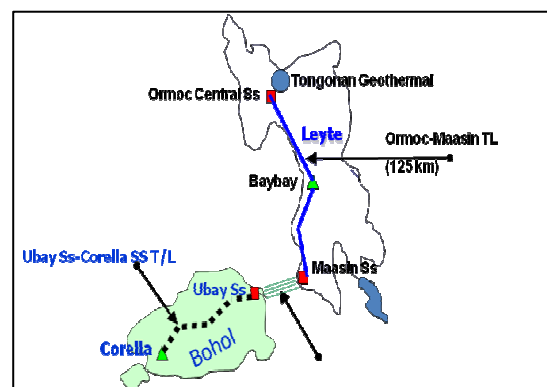
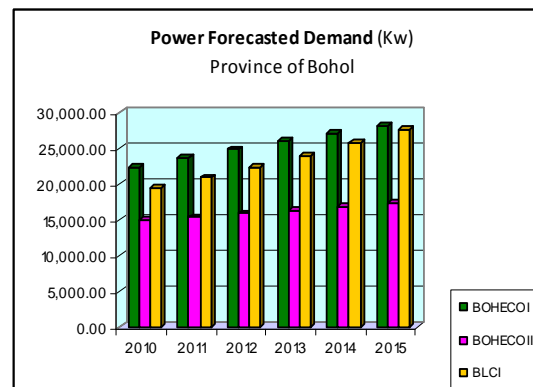
- In CY 2013, the Dependable Capability Profile for Bohol is 100.70 MW, forecasted demand of 65 MW and net reserve of 35.7 MW.
- The SIPC (Formerly BDPP) was decreased the installed capacity of 16.5 MW with the capability of 12 MW due to the breakdown of one engine and only 3 engines are operational while the Janopol Hydroelectric Plant (JHEP) was totally breakdown.

Table 5  
**BOHOL PLANTS CAPABILITY/DEMAND PROFILE**  
**CY 2013**

BOHOL PLANTS	INSTALLED CAPACITY (MW)	CAPABILITY (MW)
<b>SIPC (Formerly BDPP)</b> <i>Dampas, Tagbilaran City</i>	3 X 5.5 = <b>16.5</b>	<b>12.0</b>
<b>Santa Clara Corporation (Formerly LHEP)</b> <i>Tontonan, Loboc, Bohol</i>	<b>1.2</b>	<b>1.2</b>
<b>BOHECO I-Sevilla Mini-Hydro Corp.</b> <i>(BSMHC) Ewon, Sevilla, Bohol</i>	<b>2.5</b>	<b>2.5</b>
<b>Janopol Hydroelectric Plant (JHEP)</b> <i>Janopol, Balilihan, Bohol</i>	-	-
<b>Sub-Total</b>	<b>20.2</b>	<b>15.7</b>
Leyte-Bohol Interconnection (LBI)	<b>85</b>	<b>85</b>
<b>TOTAL</b>	<b>105.2</b>	<b>100.70</b>
<b>Forecasted Demand</b>		<b>65</b>
<b>Net Reserved</b>		<b>35.70</b>

Source: SIPC, Santa Clara Corp., BOHECO I and NGCP

- All municipalities in the province are already provided with electricity.
- 100% of all barangays are also energized as covered by BLCI, BOHECO I and II.
- The household connection for BOHECO I & II and BLCI increased every year for the period 2010-2013 with an average of 4.29 % per year.
- In 2013, the BOHECO I & II and the BLCI have an average system loss of 7.64% which is 6.05% for BOHECO I, 10.41% for BOHECO II and 6.44% for BLCI.
- Demand forecast of the different major power franchise distributors of the province from 2010 to year 2015.
- It had been observed to forecast 25.6% and 41% increase in demand starting 2010 until year 2015 respectively.
- Bohol Backbone Transmission Project is ongoing. It involves the installation/ construction of a total of 95.0 kilometers of 138 KV overhead transmission line.





- The project is included in National Grid Corporation's (NGCP) Transmission Development Plan (TDP) and approved by the ERC for implementation within the 3<sup>rd</sup> Regulatory Period (2011-2015).

#### ❖ Water and Irrigation

- 2,224 springs
- 59 rivers
- 11 are major river systems
- 200 creeks
- By 2035, water demand from 6 municipalities is projected to account for 45% of total projected demand. (Tagbilaran City, Panglao, Loon, Talibon, Tubigon Ubay)
- Drivers of increased water demand in 2010 and 2015 are:

<b>Commercial /industrial</b>	-	<b>67%</b>
4,007      6,000		
<b>Domestic</b>	-	<b>63.26 %</b>
59,965      94,789		
<b>Tourism</b>	-	<b>58%</b>
1,954      3,387		

- 1/5 (25%) of population rely on unsafe sources of water (*open dugwells, undeveloped springs, rainwater collection*)
- 75% have access to safe water sources (Level 1, 2, 3 facilities )
- 25% have no access to safe water sources.
- Target Coverage:

Table 6  
Projected Service Coverage for Urban and Rural Population at Five-Year Interval  
Population Period

Year	Projected Population	Target Service Coverage		Source of Supply			
				Bulk Supply and Current Level III Sources		Other Sources	
		(%)	Population	(%)	Population	(%)	Population
2010	1,362,900	62	840,590	38	519,490	24	321,100
2015	1,480,700	90	1,327,568	58	864,638	31	462,930
2020	1,597,100	94	1,496,431	64	1,017,012	30	479,419
2025	1,707,600	94	1,600,192	66	1,126,300	28	473,892
2030	1,811,100	94	1,697,423	68	1,227,369	26	470,054
2035	1,908,200	94	1,788,683	68	1,298,559	26	490,124

Source: Woodfields Consultants, Inc.

- The northern and northeastern part of Bohol has scarcity of groundwater due to its geological formation being volcanic in nature. These municipalities are Getafe, Buenavista, Trinidad, San Miguel.

Table 7  
**Projected Water Demand Per User Category**  
 Province of Bohol  
 (2010-2035)  
 cumd

Category	2010	2015	2020	2025	2030	2035
Domestic	59,985	94,789	112,526	131,073	143,411	152,195
Commercial/ Industrial	4,007	6,000	13,158	15,480	16,543	17,273
Institutional	2,996	3,272	3,965	5,490	5,790	6,024
Tourism	1,954	3,387	3,675	5,249	5,249	5,249
Industrial Estate	-	11,985	21,420	21,420	21,420	22,270
<b>TOTAL</b>	<b>68,942</b>	<b>119,433</b>	<b>154,744</b>	<b>178,712</b>	<b>192,413</b>	<b>203,011</b>
<b>Non Revenue Water</b>	<b>37,122</b>	<b>29,858</b>	<b>38,686</b>	<b>44,678</b>	<b>48,103</b>	<b>50,753</b>
<b>Ave. Daily Demand</b>	<b>106,064</b>	<b>149,291</b>	<b>193,430</b>	<b>223,390</b>	<b>240,516</b>	<b>253,764</b>

**Note:** The capacity of the current sources estimated at 45,408 cumd cannot sustain the projected demand. By 2010, projected average daily demand is 106,064 cumd against estimated available supply of 45,408 cumd.

**Therefore, there is a need to identify potential sources for future requirements.**

Source: Bohol Integrated Water Supply System Master Plan

#### ➤ Irrigation

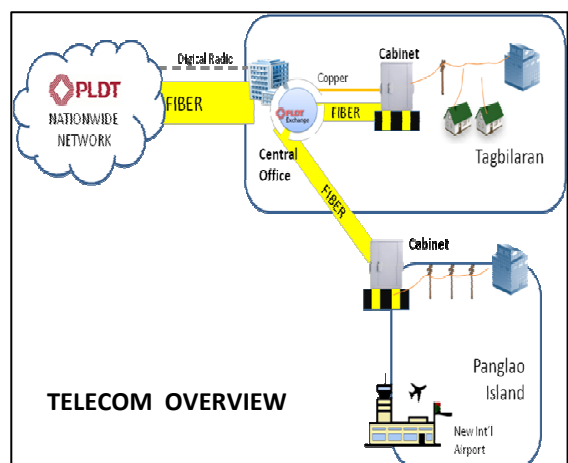
- Irrigation Development Status is at 56.83% as of December 31, 2013
- Potential irrigable area is 40,800 ha.
- The present irrigation facilities cover only 24,326 ha.
- Remaining Irrigable Areas is 16,474 ha.

## ❖ Communication

### ➤ Telephone Services

- Recent developments in modern communications have kept the Boholano community abreast with technology, helping propel Bohol's economy. This modern communication system provides Bohol with greater accessibility both local and international linkages. This is made possible by three (3) service providers namely: PLDT, Cruzteco and Globelines. Access to telecommunication can also be made easily in the towns through the 33 public calling stations. CRUZTELCO concentrates their telephone services in Tagbilaran City, Jagna, Calape and Tubigon. PLDT has a total of 7 stations in the entire province spread in all municipalities in Bohol. PLDT and CRUZTELCO also provide payphones capable of international direct dialing. The Digital Telephone Exchange funded of the DOTC operates in the municipality of Tubigon, Talibon and Ubay.

- The Fiber Optic Network projects in Bohol are on-going. These projects will be our entry into information technology (IT) highway that augurs well for the establishment of call centers in the province
- The PLDT Company is expected to complete the laying out fiber optic cables within this year and also the submarine fiber optic cable connection. The central office is located at Tagbilaran City as designated "new wave city" last 2010. The existing coverage is Tagbilaran City, Baclayon, and Dauis. It has an existing 5K lines are fully migrated to the Next Generation Network (NGN). As of Calendar Year 2013, there are 500K wireless subscribers in Bohol and about 2K fixed wireless broadband subscribers. It has New Submarine fiber facilities that will provide unlimited bandwidth. The Fiber optic lines will be expanded within Bohol. Panglao Island is already covered with fiber to address future Int'l Airport and Economic Zone.



- However, Globelines had commissioned Ericsson Network Philippines to undertake its telecommunications expansion program. The work involves the construction of underground ducts and conduits by manual and mechanical trenching for the laying out and installation of fiber optic cables, bridge attachments, handholes and

➤ **Mobile Phones**

- Smart, Sun Cellular and Globe Communications Incorporated have operated its cell sites in the entire province. With this mobile phone equipment, the connections can already avail of the efficient and convenient cellular telephone facilities. There are 186 units of cell sites such as Globelines, Smart and Suns Cellular located in some areas in the province. The people can make use of the regular services of the system such as domestic and international calls, text messaging, voice messaging.

➤ **Radio Services**

- Radio using transceivers is still a widely used mode of communication in the province. It provides back-up system, to telephone service. The Bohol Law Enforcement Communications Systems (BLECS) plays a consistent role in assisting both public and private individual needs of communication. All local, provincial and national government offices have operational radios. The PNP/Military and civilian sector assist them especially during emergency cases like insurgency related incidents, commission of crimes and occurrences of natural calamities such as earthquake, typhoon, fire and flood and among others.

➤ **Broadcast and Cable TV**

- There are four (4) broadcast media stations in Bohol namely: DYRD, DYTR, DYSD in Ubay and DYJP in Jagna. Two (2) FM stations (DYTR and DYRD) that are all operating and providing information and entertainment. The coverage for station DYRD is limited up to Clarin and Jagna with 5,000 watts capacity and DYTR has 10,000 watts capacity, has the widest coverage area equivalent to 80% provincewide. There is one relaying station based in Ubay, the station DYSD and one local station DYJP in Jagna, Bohol.
- In the year 2013, Bohol has eleven (11) cable TV stations. The Bohol Community Cable Television (BCCTV) situated in Tagbilaran City, the Mantle Cable Station in Talibon, Alcyber Cable System which is located in the municipality of Loay, the Real Speed Cable TV Inc. in Calape, Southseas Vision in Tubigon, San Miguel Cable System in Jagna, Duero and Garcia Hernandez, Niña Cable TV System in Maribojoc, Zafra Cable in Panglao, Sto. Niño Cable TV System in Valencia and Dimiao, CCTN Cable System in Inabanga and DTV in Ubay.

➤ **Messengerial Services**

- There are five (5) messengerial services in the city, namely the LBC, Aboitiz, Air 21, JRS and DHL that handle package forwarding. Most of these offices are located in Tagbilaran City with branches in some major urban centers of the province.

➤ Internet Access

- With the presence of facsimile machines and the internet, the patronage of telegram services has obviously decreased. There are three hundred eighty three (383) internet café providers operating in the province.

Table 8  
**Communication Facilities**  
Province of Bohol  
CY 2013

Existing Communication Facilities	Number of Facilities	Remarks
<b>1. Public Calling Office: (33)</b>		
a. PLDT	7	
b. Globelines	18	
c. Cruztelco	5	
d. Liberty	-	
e. Others: TELOF	3	Telephone Exchange (Tubigon, Talibon & Ubay)
<b>2. Cell sites: (186)</b>		
a. Smart	60	
b. Globelines	82	
c. Sun Cellular	44	
<b>3. Internet Cafe</b>	383	
<b>4. Telegraph Services</b>	-	
<b>5. Cable TV</b>	11	<i>Real Speed Cable TV Inc. (Calape, Loon), Allcyber Cable (Loay), BCCTV (Tagbilaran, Dauis), Mantle Cable (Talibon), Southseas Vision (Tubigon), San Miguel Cable TV System (Jagna, Duero &amp; Garcia), Niña Cable TV System (Maribojoc), Zafra Cable TV Network (Panglao), Sto Niño Cable TV System (Valencia &amp; Dimiao), CCTN Cable Network (Inabanga), DTV (Ubay)</i>
<b>6. Broadcast Media</b>	4	DYRD, DYTR, DYSD (Ubay) & DYJP (Jagna Community Radio)
<b>7. Print Media</b>	5 (Local Newspapers)	Bohol Chronicle, Bohol Times, Capitol, Bohol Standard, Sunday Post

Existing Communication Facilities	Number of Facilities	Remarks
<b>8. Messengerial Services</b>	5	LBC, Aboitiz, Air 21, JRS, DHL
<b>9. Others:</b> 1. Bohol Law Enforcement Communication System (BLECS)	All municipalities covered	

Source: MPDC (LGU)



**Sector : INFRASTRUCTURE DEVELOPMENT**

**Sub-sector : Transport and Access**

**Agency : Provincial Engineer's Office (PEO)**

---

#### **I. Highlights of Accomplishments:**

With the Vision of the Provincial Engineer's Office in managing roads, bridges and other infrastructure which includes planning, designing and implementing projects according to standards in consideration of environmental factors to bring social and economic benefits to the Boholanos, PEO fulfilled its mandate of maintaining the provincial road network in fair to good condition and implemented the upgrading of roads.

Based on the Annual Maintenance Work Program 2013 as guide for implementation, it programmed 330.380 kms of roads for Mechanized Maintenance by Administration (MBA) using Local General Funds and the rest for Manual Maintenance. Maximizing resources, however, PEO actually maintained 813.719 kms of provincial roads utilizing the provincial government's heavy equipment as well as manual maintenance crew and 682 linear meters of bridges for the whole year.

Second batch of seven road sections comprising the Maintenance by Contract (MBC) Projects funded by 2012 Local General Funds were implemented and completed between March to May 2013 comprising 52.355 kms.

For this year, this office allocated 40% of its maintenance fund CY 2013 for Maintenance By Contract at about 102.721 kms which are now on-going on its implementation.

The office also programmed 25 road upgrading and rehabilitation projects from 20% Development Funds CY 2013 amounting to P 78,000,000.00. Of the 25, only seven projects have been completed, eleven are on-going, while others are suspended/not started those affected with the force majeure that shake Bohol last October 15, 2013.

Considerable severe damage to provincial and national roads mostly at Congressional District I of the province, the office with the coordination of other lined agencies supported the riding public in the implementation of emergency repair and minor rehabilitation of access roads leading to the affected area to mobilized people, goods and services to ensure immediate delivery of relief goods, services and any other form of assistance.

Aside from roads, the office also implemented hospital modernization program funded by the Department of Health, with counterpart fund from the Local Government Unit, Farm-to-Market Roads (FMRs) funded by the Department of Agriculture, and Pamana ng Lahi Funds.

Support services from the Planning and Programming Division continues to prepare plans and designs of infrastructure projects especially projects for the immediate rehabilitation of those roads that suffered earthquake damage. On the quality assurance aspect, the Materials Quality Control (MQC) Division continued to conduct tests on the various materials to be used in the projects to ensure that these pass standards and specifications. Laboratory tools and

equipment granted by the Provincial Road Management Facility were of great use especially that, more projects are coming in.

Data gathering for the Road and Bridge Information System is of its completion stage which is to be uploaded to the web page of the Provincial Government of Bohol thru the Bohol Information, Communication & Technology Unit (BICTU) that can be browsed by the constituents for transparency. Project Monitoring which is a built-in function of the Project Management Divisions has the obligation to submit project status reports to the Internal Control Division to be consolidated and evaluated for submittals to the governor and other higher authorities. The Administrative Division provided the usual support to all other frontline divisions like the Project Management Divisions corresponding to the three Congressional Districts of the province; and other supporting divisions to make PEO integral.

## II. Detailed listing of completed programs, projects and activities for CY 2013:

PROGRAMS/PROJECTS/ACTIVITIES		APPROPRIATION	REMARKS
<b>I. DEVELOPMENTAL PROGRAMS</b>			
<b>20% DF 2011 Funded Projects</b>			
<b>UPGRADING PROJECTS:</b>			
1	Upgrading of Bukobuko sa Anay Bridge, Danao along Jct. (LIR) Mahayag - Danao Road	P 6,350,000.00	Completed Apr. 11, 2013
2	Upgrading of Bukobuko sa Anay Bridge, Danao along Jct. (LIR) Mahayag - Danao Road		Completed Apr. 13, 2013
<b>REHABILITATION PROJECTS:</b>			
3	Raising of Grade & Gravelling of Catigbian - Clarin via Bogtongbood Road	P 2,500,000.00	Completed Mar. 21, 2013
4	Regravelling Jct.(TER) Pob. (Valencia) - Anoyon - Omjon Road, Valencia	P 3,000,000.00	Completed Mar. 21, 2013
<b>Sub Total</b>		<b>P 11,850,000.00</b>	
<b>Local Government Special Fund 2012:</b>			
5	Asphalting of Albuquerque - Sikatuna Road (Albur side)	P 6,000,000.00	Not started
<b>Sub total</b>		<b>P 6,000,000.00</b>	
<b>20% DF CY 2012 Funded Projects</b>			
<b>UPGRADING PROJECTS:</b>			
6	Asphalting of Antequera - Balilihan via Dorol Road	P 5,000,000.00	Completed Jan. 16, 2013
7	Concreting of Sikatuna - Balilihan via Badiang Road Part I	P 4,500,000.00	Completed Feb. 5, 2013
8	Concreting of Sikatuna - Balilihan via Badiang Road Part II	P 5,000,000.00	On going
9	Concreting of Albuquerque - Sikatuna Road (Albur side)	P 3,000,000.00	Completed Feb. 25, 2013
10	Asphalting of Inabanga - Lawis Road	P 5,000,000.00	Completed Feb. 25, 2013
11	Concreting of Pob.(Sagbayan) - Sagbayan Sur - Kabasakan Road(Sagbayan Sur Portion)	P 4,000,000.00	Completed Mar. 21, 2013
12	Asphalting of Dagohoy - Caluasan Road	P 3,000,000.00	Completed Apr. 4, 2013
13	Concreting of Pob.(Sagbayan) - Sagbayan Sur - Kabasakan Road(Ubujan Section)	P 2,000,000.00	Completed Apr. 22, 2013
14	Concreting of Pitogo - Aguing Road, Pres. Carlos P. Garcia	P 4,000,000.00	Completed June 11, 2013

PROGRAMS/PROJECTS/ACTIVITIES		APPROPRIATION	REMARKS
15	Concreting of Canmanico - Genoveva Road, Valencia	P 5,000,000.00	Completed July 26, 2013
16	Conc. Of Maribojoc - Pagnitoan - Tubuan - Basak Rd (Basak Section)	P 2,000,000.00	Completed Aug.1 5, 2013
17	Asphalting of Alegria - Baang - Jagbuaya - Hanopol Road Part I	P 4,500,000.00	On going
18	Asphalting of Alegria - Baang - Jagbuaya - Hanopol Road Part 2	P 4,600,000.00	Suspended
19	Asphalting and Asphalt Overlay of Road leading to CPG Memorial Park and Park Stairway	P 8,000,000.00	On going
20	Concreting of Bagumbayan - Estaca Road	P 3,000,000.00	On going
21	Concreting of Pilar - Bagacay Road	P 2,000,000.00	Not procured No takers
<b>REHABILITATION PROJECTS:</b>			
22	Rehabilitation of Jct. (LIR) Mahayag - Katipunan Road	P 4,000,000.00	Completed Feb. 5, 2013
23	Improvement of Monte Suerte Box Culvert Approaches	P 1,000,000.00	Completed Feb. 15, 2013
24	Correction of Pavement & Slope Protection of Jct. (TER) - Mabini - Cabulao- Lungsodaan - Pook Road	P 1,000,000.00	Completed Mar. 14, 2013
25	Raising of Grade & Gravelling of Catigbian - Clarin via Bogtongbod Road, Catigbian Side	P 2,500,000.00	Completed Mar. 21, 2013
26	Rehabilitation of Buenos Aires - Nueva Vida - Monte Hermoso Road	P 2,679,250.00	Completed May 15, 2013
27	Raising of Grade and Concreting of Calape - Pangangan Road	P 5,000,000.00	Completed May 31, 2013
28	Rehabilitation of Abatan - Agahay - Busao - Toril - Aghao Road	P 2,500,000.00	Not procured
29	Raising of Grade and Regravelling of Guadalupe - Monte Video Road	P 5,000,000.00	Completed May 31, 2013
30	Regravelling with Soil Stabilizer at Pob. (Valencia) - Anoyon - Omjon Road	P 1,950,000.00	Completed Nov. 29, 2013
31	Construction of Cambaol Box Culvert, Alicia	P 3,500,000.00	On going
32	Regravelling with Soil Stabilizer at Dimiao - Oac - Bilar Road	P 1,755,000.00	On going
<b>Sub Total</b>		<b>P 95,484,250.00</b>	
<b>20% DF CY 2013 Funded Projects</b>			
<b>ROAD UPGRADING PROJECTS:</b>			
33	Concreting of Road Infront Guindulman Public Market	P 1,000,000.00	Completed July 9, 2013
34	Concreting of Mawi - San Isidro - Cansuhay Road	P 500,000.00	Completed Sept. 16, 2013
35	Concreting of Popoo - Tugas Road	P 5,270,000.00	Completed Sept. 26, 2013
36	Asphalting of Road leading to Maribojoc Hospital	P 3,000,000.00	Completed Sept. 30, 2013
37	Asphalting of Aliguay - Anislag Road	P 4,000,000.00	Completed Sept. 30, 2013
38	Asphalting of Road leading to Dao Beach , Dauis	P 5,000,000.00	Completed Nov. 15, 2013
39	Concreting of Garcia Hernandez - Tabuan - Datag Road	P 3,000,000.00	Completed Nov. 22, 2013
40	Concreting of Maribojoc - Pagnitoan - Candavid Rd, Pagnitoan Section	P 1,000,000.00	On going
41	Improvement of Calape - Pangangan Road(Widening & Concreting)	P 5,000,000.00	On going
42	Asphalting of Cambangay(San Miguel) - Soom (Trinidad) Road	P 3,000,000.00	On going
43	Asphalting of Jct.(TER) Guioang - Cogtong Road	P 3,000,000.00	On going

PROGRAMS/PROJECTS/ACTIVITIES		APPROPRIATION	REMARKS
44	Conc of Pob. Cortes - Jct (Corella - Balilihan ) Road, Fatima Section	P 3,000,000.00	On going
45	Asphalting of La Paz(Cortes) - Cabaguan - Lourdes - Corella Road	P 3,000,000.00	On going
46	Concreting of Baucan(Bailihan) - Cambague (Sevilla) Road	P 3,000,000.00	On going
47	Asphalting of Pob. Guindulman - Casbu Circumferential Road	P 2,000,000.00	On going
48	Asphalting of Dimiao - Oac - Bilar Road	P 3,000,000.00	on going
49	Concreting of Jct. (TER) Guindulman - Mayuga - Lombog Road (Infront DPWH Office)	P 1,000,000.00	On going
50	Concreting of Canmanico - Genoveva Road, Valencia Formerly Canmanico - Anonang Road	P 5,000,000.00	On going
51	Constn of Box Culvert and Concreting of Approaches along Catigbian - San Isidro via Caimbang Road	P 1,500,000.00	Not started Site damaged by the earthquake
52	Asphalting of Antequera - Balilihan via Dorol Road	P 6,000,000.00	Not started
53	Asphalting of Inabanga - Lawis Road	P 4,000,000.00	Not started
54	Concreting of Pob. - Bugsok Road, Sierra Bullones Road	P 3,000,000.00	Not started
55	Asphalting of Sikatuna - Balilihan via Badiang Road (Sikatuna Side)	P 3,000,000.00	Not started
56	Concreting of Canhaway Circumferential Road	P 1,000,000.00	Not started
57	Asphalting of Itum - Duay - Payao Road	P 1,500,000.00	Not started
<b>BRIDGE UPGRADING PROJECTS:</b>			
58	Upgrading of Awihao Bridge, Guindulman	P 740,774.60	Completed Sept. 15, 2013
59	Construction of Cambaol Box Culvert, Alicia	P 3,500,000.00	On going
<b>ROAD REHABILITATION PROJECTS:</b>			
60	Regravelling of Garcia Hernandez - Tabuan - Datag Road	P 3,000,000.00	Completed June 14, 2013
61	Rehabilitation of Catigbian - Clarin via Bogtongbood Road, Catigbian Side	P 3,000,000.00	On going
<b>Gawad Pamana ng Lahi Fund</b>			
62	Construction of Covered Court w/ Water Tank, Jagoliao, Talibon	P 3,000,000.00	Completed Mar. 22, 2013
63	Concreting of Bagumbayan - Estaca Road, Pilar	P 3,000,000.00	Not started
<b>Calamity Fund 2012</b>			
64	Construction of Batuan Public Market	P 2,000,000.00	Completed Feb. 18, 2013
<b>AusAID Fund</b>			
65	Construction of Rain Collector, Calituban, Talibon	P 1,200,000.00	Completed Mar. 15, 2013
<b>National Funded (Department of Agriculture)</b>			
<b>Concreting of Provincial Road</b>			
66	Concreting of Jagna - Cabungaan - Lonoy Road	P 20,000,000.00	on going
<b>Concreting of Various Brgy Roads</b>			
67	Barangay Roads at Sevilla	P 2,732,952.00	Completed Jan. 15, 2013
68	Barangay Roads at Sierra Bullones	P 5,814,013.60	Completed June 26, 2013
69	Barangay Roads at Garcia Hernandez	P 7,928,840.00	Completed June 28, 2013
70	Barangay Roads at Batuan	P 3,908,480.77	Completed June 30, 2013
71	Barangay Roads at Guindulman	P 4,775,093.94	Completed
72	Barangay Roads at Dimiao	P 8,106,382.12	on going
73	Barangay Roads at Duero	P 4,586,566.47	On going
74	Barangay Roads at Alicia	P 3,016,196.00	On going
75	Barangay Roads at Pilar	P 5,965,674.78	On going
76	Barangay Roads at Loboc	P 6,837,753.60	On going

PROGRAMS/PROJECTS/ACTIVITIES		APPROPRIATION	REMARKS
77	Barangay Roads at Candijay	P 5,766,431.68	Suspended
78	Barangay Roads at Lila	P 4,687,799.84	On going
<b>PRMF Projects (Aus-AID - Funded)</b>			
79	Rectification Works at San Isidro - Catigbian via Caimbang Road	P 16,694,205.50	Completed Sept. 30, 2013
80	Rehabilitation of Tinago - Biking Road, & Tinago - Bingag Road	P 17,767,555.10	Completed July 13, 2013
81	Rectification Works for Jct. (LIR) - Mahayag - Danao Road	P 7,465,368.00	Completed Feb. 28, 2013
82	Rehabilitation of Dimiao - Oac - Bilar Road, Dimiao Side	P 33,537,613.37	Terminated
<b>PRMF Untied Incentive Projects:</b>			
83	Construction of Calituban Water Tank, Talibon	P 1,200,000.00	Completed Mar. 15, 2013
<b>DOH Funded Projects</b>			
<b>HOSPITALS:</b>			
84	Construction of CEMONC Bldg., Cong. Natalio P. Castillo Memorial Hospital, Loon, Bohol	P 4,757,601.35	Substantially completed
85	Construction and Improvement/Repair of Clarin Community Hospital	P 9,500,000.00	Completed
86	Construction and Improvement of Maribojoc Hospital	P ,000,000.00	Suspended
87	Construction of Three Storey Hospital Wards Building at Teodoro B. Galagar District Hospital, Jagna	P 21,000,000.00	On going
88	Construction and Improvement/Repair of Cong. Simeon Toribio Memorial Hospital, Carmen	P 8,600,000.00	On going
<b>PGBh Funded Projects</b>			
<b>SCHOOL BUILDINGS:</b>			
89	Construction of Two-Storey School Building. Dr. Cecillo Putong National High School. Tagbilaran City	P 1,280,000.00	Completed May 31, 2013
90	Const. of two(2) CL One Storey School Bldg. at Lourdes, Panglao	P 875,000.00	Completed May 31, 2013
91	Const. of two(2) CL One Storey School Bldg. at Mariveles, Dauis	P 875,000.00	Completed May 31, 2013
92	Const. of Two(2) CL One Storey School Building at Sohoton, Calape	P 875,000.00	Completed May 31, 2013
93	Const. of Two(2) CL One Storey School Bldg. at Magsija, Balilihan	P 875,000.00	Completed May 31, 2013
94	Const. of Two(2) CL One Storey School Building at Lapulapu Elem. School, Carmen	P 875,000.00	Completed June 3, 2013
95	Const. of Two(2) CL One Storey School Building at Bbirhen Elem. School, Anda	P 875,000.00	Completed June 20, 2014
96	Const. of Two(2) CL One Storey School Building at Katipunan Elem. School, Carmen	P 875,000.00	Completed Oct. 3, 2013
97	Construction of 2 CL School Bldg. at Bansag San Primary School, Talibon	P 875,000.00	Completed Nov. 5, 2013
98	Construction of 2 CL School Bldg. at Soom Integrated School, Trinidad	P 875,000.00	Completed Nov. 7, 2013
99	Construction of 2 CL School Bldg. at Dagohoy Central School, Dagohoy	P 875,000.00	Completed Nov. 14, 2013
100	Construction of 2 CL School Bldg. San Miguel Elementary School, Danao	P 875,000.00	Completed Nov. 28, 2013
101	Construction of 2 CL School Bldg. at Bilangbilangan, Bien Unido	P 875,000.00	Completed Nov. 28, 2013
102	Construction of 2 CL School Bldg. at San Jose Elementary School, Talbon	P 875,000.00	Completed Nov. 29, 2013
103	Construction of 2 CL School Bldg. at Tuan Elementary School, Monte Suerte, Carmen	P 875,000.00	Completed Nov. 30, 2013

PROGRAMS/PROJECTS/ACTIVITIES		APPROPRIATION	REMARKS
104	Construction of 2 CL School Bldg. at Candulao Elementary School, Garcia Hernandez	P 875,000.00	On going
105	Construction of 2 CL School Bldg. at Buenavista Community College, Buenavista	P 875,000.00	On going
106	Construction of 2 CL School Bldg. at Bagacay High School, Talibon	P 875,000.00	On going
107	Construction of 2 CL School Bldg. at Biabas Elem. School, Ubay	P 875,000.00	On going
108	Construction of 2 CL School Bldg. at Garcia Elem. School, San Miguel	P 875,000.00	On going
109	Construction of 2 CL School Bldg. at San Roque Elem. School, Talibon	P 875,000.00	On going
110	Construction of 2 CL School Bldg. at Haguilanan Grande Elem. School, Balilihan	P 875,000.00	On going
111	Construction of 2 CL School Bldg. at Jambawan Elem. School, Lila	P 875,000.00	On going
112	Construction of 2 CL School Bldg. at Calatrava Elem. School, Carmen	P 875,000.00	On going
113	Construction of 2 CL School Bldg. at Hingutanan High School, Bien Unido	P 875,000.00	On going
114	Construction of 2 CL School Bldg. at Magsaysay Elem. School, Sierra Bullones	P 875,000.00	On going
115	Construction of 2 CL School Bldg. at Mantacida Elem. School, Catigbian	P 875,000.00	On going
<b>OTHER FACILITIES:</b>			
116	Renovation of Old Building(Completion) Camp Dagohoy,Pob. 3, Tagbilaran City	P 2,211,089.38	Completed Mar. 22, 2013
117	Construction of Covered Court with Water Tank, Jagoliao, Getafe	P 3,000,000.00	Completed Mar. 22, 2013
118	Construction of Rain Collector , Calituban, Talibon	P 1,200,000.00	Completed Mar. 15, 2013

PROGRAMS/PROJECTS/ACTIVITIES		APPROPRIATION (P)	TARGETS	PHYSICAL ACCOMPLISHMENTS
<b>II. REGULAR PROGRAMS 2013</b>				
<b>MAINTENANCE BY ADMINISTRATION</b>				
<b>A1</b>	<b>RESURFACING OF PROVINCIAL ROADS</b>		<b>59.175 kms.</b>	<b>41.125 kms. resurfaced</b>
<b>PMD 1 CORE ROADS:</b>				
1	Jct. (TNR) Calape - Cabayugan - Tabuan (Antequera) Road	580,636.00	2.050 kms.	1.400 kms. resurfaced
2	Pob. Cortes - Jct (Corella - Balilihan) Road	443,352.00	2.100 kms.	1.175 kms. resurfaced
3	Catigbian - Canmano Road	539,336.00	2.300 kms.	1.525 kms. resurfaced
4	San Isidro - Catigbian via Caimbang Road	-	-	1.520 kms. resurfaced
5	Albuquerque - Sikatuna Road	-	-	0.360 kms. resurfaced
<b>PMD 1 NON - CORE ROADS:</b>				
6	Anislag - Kadiko - Kabawan Road	34,524.00	0.450 kms.	1.150 kms. resurfaced
7	Abatan - Agahay - Buasao - Toril - Aghao Rd	19,008.00	0.900 kms.	1.795 kms. resurfaced
8	Maribojoc - Antequera via Tinibgan Road	218,820.00	0.750 kms.	0.165 kms. resurfaced
9	Pob. (Balilihan) - Baucan - Cambague(Sevilla) - Hanopol Road	477,810.00	1.000 kms.	1.150 kms. resurfaced
<b>PMD 2 CORE ROADS:</b>				
10	Popoo - Tugas Road	250,859.00	1.000 kms.	2.850 kms. resurfaced
11	Pitogo - Aguinging road	250,859.00	1.000 kms.	1.515 kms. resurfaced
12	Jct. (LIR) Mahayag - Katipunan Road	376,289.25	1.500 kms.	1.210 kms. resurfaced
13	Dagohoy - Caluasan - Estaca - Bagumbayan(Pilar) Road	376,289.25	1.500 kms.	2.755 kms. resurfaced
14	Cambangay(San Miguel) - Soom (Trinidad) Road	376,289.25	1.500 kms.	0.385 kms. resurfaced
15	Ondol Bridge approaches along Inabanga - Lawis Road	15,484.05	0.600 kms.	0.600 kms. resurfaced
16	Inabanga - Lapacan - Magtangtang Road	-	-	0.810 kms. resurfaced
17	Pob. (Buenavista) - Bonotbonot - Tiguman - Overland Road	-	-	0.220 kms. resurfaced
<b>PMD 2 NON - CORE ROADS:</b>				
18	Jct. (Soom) - Humayhumay Road, Ubay	370,017.76	1.475 kms.	0.410 kms. resurfaced



PROGRAMS/PROJECTS/ACTIVITIES		APPROPRIATION (P)	TARGETS	PHYSICAL ACCOMPLISHMENTS
<b>PMD 3 CORE ROADS:</b>				
19	Dimiao - Oac- Bilar Road	1,596,070.00	5.000 kms.	1.550 kms. resurfaced
20	Jct (TER) - Mabini - Cabulao - Lungsodaan - Pook Road	694,950.00	3.000 kms.	3.700 kms. resurfaced
21	Jct . (Jagna - SBullones) - Malbog - Calabacita Road	598,700.00	3.000 kms.	3.000 kms. resurfaced
22	Jct. (TER) Guindulman - Anda - Badiang Road	-	-	0.250 kms. resurfaced
23	Jct. (LIR) Quinoguitan - Sevilla - Hanopol Road	597,220.00	1.000 kms.	1.150 kms. resurfaced
<b>PMD 3 NON - CORE ROADS:</b>				
24	Pob. - Bugsok Road, Sierra Bullones	231,650.00	1.000 kms.	1.500 kms. resurfaced
25	Magsaysay - Danicop Road, S - Bullones	424,800.00	2.000 kms.	3.000 kms. resurfaced
26	Jagna - Cabungaan - Lonoy Road	59,515.60	0.155 kms.	0.155 kms. resurfaced
27	Alemania - Limocon - Anonang Road	-	-	0.700 kms. resurfaced
28	Jct. (Mabini - Cabulao) - Aguiro Road	-	-	0.100 kms. resurfaced
29	Sta. Cruz - Minol - Banlas - Tambo Road	-	-	0.400 kms. resurfaced
30	Kaporsing - Abaca - San Roque Road	-	-	0.500 kms. resurfaced
31	Jct. (Jagna-Sbullones) - Abachanan Road	-	-	0.600 kms. resurfaced
32	Jct. (Jagna-S-Bullones) Canipol - Odiong Road	-	-	0.700 kms. resurfaced
33	Jct. (TER) Bunga Mar - Kinagbaan - Laca - Balili Road	-	-	0.200 kms. resurfaced
34	Cambuac (Sikatuna) - Lobgob(Sevilla) Road	597,220.00	1.000 kms.	1.425 kms. resurfaced
35	Bilar - Sevilla Road	373,515.00	0.500 kms.	1.200 kms. resurfaced
<b>A2</b>	<b>RESURFACING OF BARANGAY ROADS</b>	-	-	<b>4.825 kms. resurfaced</b>
<b>B1</b>	<b>RESHAPING OF PROVINCIAL ROADS</b>	-	<b>271.205 kms.</b>	<b>354.861 kms. reshaped</b>
<b>PMD 1 CORE ROADS:</b>				
36	Cahayag(Tubigon) - Cabanugan(San Isidro) Road	9,240.00	1.000 kms.	3.400 kms. reshaped
37	Lapaz(Cortes) - Cabaguan - Lourdes - Corella Road	6,930.00	0.750 kms.	5.360 kms. reshaped
38	Jct. (TNR) Calape - Cabayugan - Tabuan(Antequera) Road	18,942.00	2.050 kms.	10.600 kms. reshaped
39	Pob. Cortes - Jct (Corella - Balilihan) Road	19,404.00	2.100 kms.	3.850 kms. reshaped
40	Calape - Pangangan Road	7,392.00	0.800 kms.	1.500 kms. reshaped
41	Pob. - Baucan(Balilihan) - Cambague (Sevilla) Road	8,778.00	0.950 kms.	5.00 kms. reshaped
42	Catigbian - Canmano Road	21,252.00	2.300 kms.	7.231 kms. reshaped
43	Bool(Tagb)- Montana (Baclayon) Road	3,696.00	0.400 kms.	3.786 kms. reshaped
44	Baclayon - Corella Road	6,006.00	0.400 kms.	3.700 kms. reshaped
45	Antequera - Balilihan via Dorol Road	-	-	12.176 kms. reshaped
46	Catigbian - San Isidro via Caimbang Rd.	-	-	6.300 kms. reshaped
<b>PMD 1 NON - CORE ROADS:</b>				
47	Anislag - Kadiko - Kabawan Road	4,158.00	0.450 kms.	0.904 kms. reshaped
48	Pob. (Corella) - Pandol - Anislag - Monserrart - (Cortes) Road	9,240.00	1.000 kms.	3.700 kms. reshaped
49	Abatan - Agahay - Busao - Toril - Aghao Road	8,316.00	0.900 kms.	4.600 kms. reshaped
50	Aliguay - Anislag Road, Maribojoc	4,620.00	0.500 kms.	0.600 kms. reshaped
51	Maribojoc - Pagnitoan - Tubuan - Basak Road	9,240.00	1.000 kms.	2.400 kms. reshaped
52	Pob.(Catigbian) - Ambuan - Sagasa (Balilihan) Road	6,930.00	0.75 kms.	8.200 kms. reshaped
53	Maribojoc - Antequera via Tinibgan Road	6,930.00	0.75 kms.	3.550 kms. reshaped
54	Baclayon - Corella via Tunga Road	-	0.65 kms.	2.800 kms. reshaped
<b>PMD 2 CORE ROADS:</b>				
55	Pitogo - Aguning Road	13,120.80	4.000 kms.	6.524 kms. reshaped

PROGRAMS/PROJECTS/ACTIVITIES		APPROPRIATION (P)	TARGETS	PHYSICAL ACCOMPLISHMENTS
56	Popoo - Tugan Road	103,813.33	9.630 kms.	14.630 kms. reshaped
57	Pob. - San Isidro Road, Talibon	10,780.20	1.000 kms.	1.020 kms. reshaped
58	Dagohoy - Caluasan - Estaca - Bagumbayan(Pilar) Road	98,099.82	9.100 kms.	9.268 kms. reshaped
59	Pob. - Bonotbonot - Tiguman - Overland Road	89,475.66	8.300 kms.	8.300 kms. reshaped
60	Inabanga - Sagbayan via Lapacan - Magtangtang Road	-	-	9.345 kms. reshaped
61	Pob. - San Francisco Road, Talibon	43,120.80	4.000 kms.	4.005 kms. reshaped
62	San Miguel - Tomoc - Getafe Road(San Miguel Side)	89,475.66	8.300 kms.	8.300 kms. reshaped
63	Jct.(LIR) Mahayag - Katipunan Road	94,790.30	8.793 kms.	8.793 kms. reshaped
64	Cambangay(San Miguel) - Soom(Trinidad) Road	73,208.34	6.791 kms.	6.791 kms. reshaped
65	Pob. (Inagbanga) - Lawis Rd	52,715.18	4.890 kms.	4.890 kms. reshaped
66	Cabulao - Ondol(Mabini) - Union(Ubay) Road	-	-	9.515 kms. reshaped
67	Pob.(Sagbayan) - Sagbayan Sur - Kabasakan Road	43,120.80	4.000 kms.	4.000 kms. reshaped
68	San Miguel - Tomoc - Getafe Road (Getafe Side)	89,475.66	3.327 kms.	1.750 kms. reshaped
69	Jct.(LIR) Mahayag - Danao Road	-	-	17.570 kms. reshaped
70	San Miguel - Bayongan - Bulilis - Mabuhay (Ubay) Road	167,783.03	15.564 kms.	15.564 kms. reshaped
<b>PMD 2 NON - CORE ROADS:</b>				
71	Jct.(TER) Ilihan - Cabulao Road (Ubay Side)	18,013.71	1.671 kms.	1.850 kms. reshaped
72	Jct. Soom - Humayhumay) Road, Ubay	26,497.73	2.458 kms.	4.430 kms. reshaped
73	Road to Palayan ng Bayan, Ubay	38,355.95	3.558 kms.	7.188 kms. reshaped
<b>PMD 3 NON - CORE ROADS:</b>				
74	Dimiao - Oac - Bilar Road	171,589.00	15.600 kms.	10.000 kms. reshaped
75	Jct.(TER) Guindulman - Anda - Badiang Road	-	-	6.700 kms. reshaped
76	Jct.(TER) - Mabini - Cabulao - Lungsodaan - Pook Road	76,186.00	6.926 kms.	6.550 kms. reshaped
77	Jct. (LIR) Quinoguitan - Sevilla - Hanopol Road	-	-	4.000 kms. reshaped
<b>PMD 3 CORE ROADS:</b>				
78	Itum - Duay - Payao Road	64,086.00	5.300 kms.	8.200 kms. reshaped
79	Alemania - Limocon - Anonang Road	-	-	0.5000 kms. reshaped
80	Hinawanan - Concepcion(Loay) - Jct. (Loboc-Sikatuna) Road	46,002.00	4.180 kms.	5.301 kms. reshaped
81	Cabantian - Cansiwang - Mayuga Road L=8.405kms.	92,455.00	8.405 kms.	7.400 kms. reshaped
82	Bilar - Sevilla Road (Including brgy roads)	27,203.00	2.470 kms.	16.623 kms. reshaped
83	Kaporsing - Abaca - San Roque, Mabini L=6.467kms.	-	-	6.467 kms. reshaped
84	Sta. Cruz - Minol - Banlas - Tambo Road	-	-	6.705 kms. reshaped
85	Jagna - Cabungaan - Lonoy Road	-	-	4.641 kms. reshaped
86	Jct.(Jagna-Sierra Bullones) - Malbog - Calabacita Road	87,989.00	8.000 kms.	8.000 kms. reshaped
87	Jct.(Jagna-Sierra Bullones) Can-ipol - Odiong Road	-	-	1.968 kms. reshaped
88	Pob. Sierra Bullones - Bugsok Road	27,929.00	2.539 kms.	6.700 kms. reshaped
89	Magsaysay - Danicop Road, Sierra Bullones	22,462.00	2.040 kms.	4.300 kms. reshaped
90	Jct. (Mabini - Cabulao) - Aguiro Road	-	-	1.016 kms. reshaped
91	Jct. (Jagna-Sbullones) - Abachanan Road	-	-	3.600 kms. reshaped
92	Roxas Park-Abejilan-Togbongon-Tabuan Rd.	-	-	3.800 kms. reshaped

PROGRAMS/PROJECTS/ACTIVITIES		APPROPRIATION (P)	TARGETS	PHYSICAL ACCOMPLISHMENTS
93	Cambuac Sur (Sikatuna)-Lobgob( Sevilla) Rd.	-	-	9.000 kms. reshaped
<b>B2</b>	<b>RESHAPING OF BARANGAY ROADS</b>			
<b>C.</b>	<b>MANUAL MAINTENANCE</b>			
1	Patching	1,040,320.00	2,933 cu.m.	10,961.64 cu.m.
2	Ditching	500,443.00	33,011.20 lm.	85,902.90 lm.
3	Vegetation Control	4,453,263.84	1,914,196 lm.	1,670,932.75 lm.
4	Installation of Culverts	753,680.00	151 pcs.	447 pcs.
5	Cleaning of Culvert Lines	528,700.00	1,294 lines	500.00 lines
<b>D.</b>	<b>BRIDGE MAINTENANCE</b>	1,717,247.60	1,613 lm.	682.00 lm.
<b>E.</b>	<b>MAINTENANCE BY CONTRACT</b>			
<b>General Fund 2012</b>				
1	Maintenance of Tajang - Sandingan Road	1,495,295.46	100% accomplished	Completed May 29, 2013
2	Maintenance of Pob.(Cortes) - Jct.(Corella-Balilihan) Road	1,019,021.27	100% accomplished	Completed April 3, 2013
3	Maintenance of Catigbian - Clarin via Bogtongbood Road	1,858,538.06	100% accomplished	Completed Sept. 30, 2013
4	Maintenance of Canhaway Circumferential Road	925,506.00	100% accomplished	Completed Mar. 22, 2013
5	Maintenance of Lungsodaan(Candijay) - Tambongan Road	1,564,029.04	100% accomplished	Completed Mar. 22, 2013
6	Maintenance of Jct.(Bilar-Dimiao) Oac - Omjon Road	1,016,000.00	100% accomplished	Completed Mar. 22, 2013
7	Maintenance of Roxas Park - Abejilan - Togbongon - Tabuan Road	1,494,600.00	100% accomplished	Completed Mar. 22, 2013
<b>General Fund 2013</b>				
8	Albuquerque - Sikatuna Road	1,039,904.00	60.57% accomplished	On-going
9	Alegria - Baang - Jagbuaya - Hanopol Road	890,000.00	49.18% accomplished	On-going
10	Antequera - Balilihan via Dorol Road	1,407,632.00	42.61% accomplished	On-going
11	Cabulao - Ondol (Mabini) - Union (Ubay) Road	1,956,051.61	35.19% accomplished	On-going
12	Inabanga - Lapacan - Magtangtang Road	1,263,202.00	50.37% accomplished	On-going
13	Jct. (TER) Guindulman - Catungawan - Mayuga - Lombog Road	1,454,359.16	1.64% accomplished	On-going
14	Jct. (TER) Guindulman - Anda - Badiang Road	3,092,999.05	4.39% accomplished	On-going
15	Pob. Carmen - Vallehermoso Road	874,300.20	11.68% accomplished	On-going



## **II. Pictures**

### **A. Road Management**

#### **REHABILITATION AND UPGRADING OF ROADS**



#### **REHABILITATION AND REPAIR OF BRIDGES**





B. Construction of School Buildings



C. Emergency Response After the 7.2 M Earthquake that hit Bohol on October 15, 2013

Earthquake Damage

Responses Done by PEO



Ondol Bridge, Inanbanga



Gatosan Bridge, Inanbanga



Agahay Bridge, Maribojoc

**Sector : INFRASTRUCTURE DEVELOPMENT**

**Sub-sector : Transport and Access**

**Agency : Provincial Motorpool Office (PMO)**

## I. Highlights of Accomplishments:

The **Provincial Motorpool Office** in line with its vision is committed to provide adequate and sustainable equipment support to the infrastructure and road building projects of the provincial government. CY 2013 Accomplishments of this office are the following.

- **Automotive Repair and Maintenance**

- responsible in the repair, maintenance and rehabilitation of light and heavy equipment including service vehicles of the office.

- Repaired 57 units of Heavy Equipments
- 1,147 units (number of times repaired)
- Reached an average of 96 repairs, which translated to 4 to 5 units a day

- **Equipment Operations**

- responsible in the management and monitoring of light and heavy equipment operating in the field under utilization by PEO or other offices and private or LGU rental

- **Income from rental of equipment:**

➤ LGU	-	P 346,420.00
➤ Private	-	<u>578,950.00</u>
<b>T O T A L</b>	<b>-</b>	<b>P 925,370.00</b>

- **Utilization of the 55 units of equipment**

➤ Operational	-	94.55%
➤ Breakdown	-	5.45%

- **Relief Operations Support**

- Starting October 15, 2013 up to the present, 12 units of equipment are assigned to assist PGBH & national relief operations composed of 10 units dumptruck, i unit stake truck and 1 unit water tanker.

- **Administrative Development**

- responsible in the procurement of office & equipment needs; claims and salaries of employees & staff; inventory & whereabouts of government properties; and other administrative matters.

- **Administrative Tasks:**

- a. Facilitated all claims, benefits, salaries & wages
- b. facilitated all procurement needs



- c. Implemented PGBh & office programs & guidelines
- d. Maintained office buildings & surroundings
- e. Inventory of government properties and supplies
- f. Facilitated all admin activities
- g. Performed other related matters

- **Equipment related procurements:**

a. Spare parts	-	-	- P 4,403,595.16
b. Tires	-	-	- 5,689,450.00
c. Lubricants	-	-	- 2,223,945.00
d. Diesel	-	-	- 423,000.00
e. Batteries	-	-	- 251,824.00
f. Shop Tool & Equipment	-	-	- 377,145.00
g. Shop Supplies & Materials	-	-	- 541,009.00
h. Lathe Machine	-	-	- 945,000.00

- **20% Development Fund Utilization - 97.2%**

## II. Issues and Concerns:

1. Procurement of 1 unit Prime Mover to replace the old unit which is feared to suffer permanent breakdown anytime (budgetary requirement included in the 20% Development Fund – 2014 budget proposal);
2. Procurement of 1 unit Back Hoe (wheel type) and 1 unit Boom truck for better field operations;
3. Improvement of office building (Program of Works, Bill of Estimates and Plans forwarded to GO on September 13, 2013);
4. Installation of Video surveillance Equipment (letter-request dated September 16, 2013);
5. Provision of generator set for both PEO & PMO to ensure continuous office operations during power failure (letter-request already made by PEO);
6. Delayed procurement (pre-inspection report/no stocking rule, more COA requirements & BAC dealy); and
7. Casual operations & drivers to be hired under plantilla for more benefits considering the high risk of their work activities.

## III. Pictures



### Automotive Repair & Maintenance Division



**Operations Division**



**Administrative Division**

**Sector : INFRASTRUCTURE DEVELOPMENT**

**Sub-sector : Transport and Access**

**Agency : City Engineer's Office (CEO)**

**I. Accomplishments of CY 2013:**

NO.	NAME OF PROJECT AND LOCATION	LENGTH/WIDTH/ THICKNESS (meters)	PROJECT COST	REMARKS
	<b>I - IMPROVEMENT PROJECTS:</b>			
	<b>A. ROAD/DRAINAGE</b>			
1	Improvement/Concreting of Road along Graham Avenue Cogon District, Tagbilaran City	Length = 230.00 m Width = 6.00 m	5,458,177.49	100% completed
2	Improvement/Concreting of Ligason St. Going to CPG East Avenue, Bool District, Tagbilaran City	Length = 660.00 m Width = 6.10 m	9,833,877.40	100% completed
	<b>(7 - ROADS)</b>			
3	Improvement/Concreting of Road Infront of Island City Mall w/ Drainage, Dao District, Tagb. City	Length = 200.00 m Width = 24.00 m; t=0.23 m	15,922,445.38	100% completed
4	Improvement/Concreting of Road @ Banat-i and F. Ligason St. (sta.0+500-1+120), Dampas District	Length = 620.00 m Width = 6.10 m; t=0.20 m	8,243,699.60	100% completed
5	Improvement/Concreting of Road from cor. Jose Go St. Going to Banat-i and F. Ligason St. sta.0+000-0+500, Dampas District, Tagb. City	Length = 500.00 m Width = 6.10 m; t=0.20 m	6,006,391.22	100% completed
6	Improvement/Concreting of Road @ F. Ligason St. (from cor. CPG East going to Banat-i, Dampas) sta.1+780-2+043), Bool Dist., Tagbilaran City	Length = 263.00 m Width = 6.70 m; t=0.20 m	4,999,711.11	100% completed
7	Improvement/Concreting of Rd. @ G. Dangoy St., Bool Dist. Tagb. City	Length = 280.00 m Width = 6.00 m; t=0.20 m	3,952,086.41	100% completed
8	Impv't./Concreting of Road at T. Cloma Avenue (Booy - Taloto Rd. sta.0+000 - 0+200), Taloto Dist.	Length = 200.00 m Width = 6.00 m; t=0.20 m	2,575,360.79	100% completed
9	Improvement/Concreting of Road @ F. Torralba St. From cor. B. Inting St., Cogon District, Tagb. City	Length = 150.00 m Width = 6.00 m; t=0.20 m	1,996,103.14	100% completed
	<b>(10 - ROADS)</b>			
10	Improvement/Concreting of Road @ <b>Tamblot St.</b> (from cor. CPG North Avenue to cor.M. Torralba St.),	Length = 200.00 m Width = 9.40 m; t=0.23 m	4,839,327.70	39.94%
11	Improvement/Concreting of Rd. @ <b>M. Parras St.</b> , (from cor. Circumferential Road going to J.A. Clarin St.), 3rd Dist., Tagb. City	Length = 200.00 m Width = 6.00 m; t=0.20 m	3,161,167.63	100% completed
12	Improvement/Concreting of Road @ <b>Espuelas St.</b> (from cor.F.Rocha- cor. B. Inting St.), Tagbilaran City	Length = 163.00 m Width = 7.00 m; t=0.23 m	4,337,776.75	87.86%
13	Improvement/Concreting of Road @ <b>Tabacco St.</b> (from cor.Maria Clara St.- cor. Belderol St.),	Length = 235.00 m Width = 7.00 m; t=0.23 m	4,398,425.81	0%
14	Improvement/Concreting of Road @ <b>Calceta St.</b> (beside St. Jude Hospital), Cogon District, Tagb. City	Length = 200.00 m Width = 7.00 m; t=0.23 m	3,826,722.36	9.41%
15	Improvement/Concreting of Road @ <b>B. Inting St.</b> (from cor. CPG Avenue - cor Gallares St.), Tagb. City	Length = 116.00 m Width = 8.583 m; t=0.23 m	2,215,897.20	100% completed



NO.	NAME OF PROJECT AND LOCATION	LENGTH/WIDTH/ THICKNESS	PROJECT COST	REMARKS
16	Improvement/Concreting of Road @ <b>E. Jacinto St.</b> (back of City Square), Tagbilaran City	Length = 128.00 m Width = 9.458 m; t=0.23 m	2,703,814.27	100% completed
17	Improvement/Concreting of Road @ <b>M.H.del Pilar St.</b> , Poblacion II, Tagbilaran City	Length = 137.00 m Width = 9.174 m; t=0.20 m	2,551,165.06	100% completed
18	Improvement/Concreting of Road @ <b>Remolador St.</b> (from cor. Maria Clara St. Up to existing PCCP)	Length = 266.00 m Width = 7.00 m; t=0.20 m	6,361,669.23	86.30%
19	Concreting of Road @ <b>Capitol Valley</b> , Dao Dist., Tagb. City	Length = 500.00 m Width = 6.00 m; t=0.20 m	4,354,816.32	68%
	<b>(10 - ROADS)</b>			
20	Concreting of Road @ <b>B. Inting Ext.</b> (from cor. Calceta St. - F. Torralba Street, Tagbilaran City	Length = 545.50 m Width = 6.00 m; t=0.20 m	4,878,267.24	100% completed
21	Improvement/Concreting of <b>Belderol St.</b> ; including Drainage & sidewalk (from cor. CPG Ave.-cor. Lamdagan St.), L- 241.50m, W-7.0m	Length = 241.50 m Width = 7.00 m; t=0.23 m	5,768,485.53	0%
22	Concreting of <b>Baguio Drive</b> (sta 0+900 - sta 1+100, L-200.00 m, W-6.0 m), Dao District, Tagbilaran City	Length = 200.00 m Width = 6.10 m; t=0.23 m	2,072,361.97	100% completed
23	Improvement/Concreting of <b>Peñaflor St.</b> Continuation - cor.Taloto Church L-380.00 m, W-6.0 m., Tagbilaran City	Length = 380.00 m Width = 6.00 m; t=0.20 m	4,723,628.50	100% completed
24	Concreting of <b>CPG East Ave.</b> (from Existing PCCP - cor J.A. Clarin Avenue, L - 355.87 m, w - 6.10 m),	Length = 355.87 m Width = 6.10 m; t=0.23 m	7,023,167.27	18.35%
25	Concreting of <b>T. Cloma Ave. continuation</b> from newly PCCP to corner Barol St., sta 0+210, L-128.75m, W-6.0m, Tagbilaran City	Length = 128.75 m Width = 6.00 m; t=0.20 m	1,153,379.58	100% completed
26	Concreting of <b>Baguio Drive</b> (sta 0+000 - sta 0+200), L-200.00m, W-6.10m, Taloto District, Tagbilaran City	Length = 200.00 m Width = 6.10 m; t=0.23 m	2,771,126.60	100% completed
27	Improvement/Concreting of <b>Tiptip-Manga Rd.</b> (from Tiptip Intersection-Manga), sta 0+000 - sta 0+280, Tiptip Dist. Tagbilaran City	Length = 280.00 m Width = 6.10 m; t=0.23 m	3,871,247.05	100% completed
28	Improvement/Concreting of <b>Espuelas St.</b> (from J.A. Clarin St. - F. Rocha St.), Tagbilaran City	Length = 95.815 m Width = 7.00 m; t=0.23 m	2,022,333.64	85.17%
29	Improvement/Concreting of <b>F. Rocha St.</b> (from cor. Capitol Bldg. - cor. Espuelas St.), Tagbilaran City	Length = 486.50 m Width = 6.00 m; t=0.20 m	6,595,228.59	82.47%
	<b>(5 - ROADS)</b>			
30	Improvement/Concreting of <b>Road at Palma Street</b> (from cor. Gallares to cor. Remolador Street), sta 0+000 - sta 0+150, Tagbilaran City	Length = 150.00 m Width = 7.00 m; t=0.20 m	2,554,376.95	100% completed
31	Improvement/Concreting of <b>Road at M. Parras Street</b> (from cor. Borja to cor. Vissara St.), sta 0+000 - sta 0+087.30, Tagbilaran City	Length = 87.30 m Width = 7.00 m; t=0.20 m	1,611,065.74	100% completed
32	Improvement/Concreting of <b>Tamblot Circumferential Road</b> cor. J.A. Clarin - cor. B. Inting Street) sta 0+706.20 - sta 0+981	Length = 274.80 m Width = 6.10 m; t=0.23 m	3,808,899.69	100% completed
33	Improvement/Concreting of <b>Dao - Tiptip Road</b> (sta 0+470 - sta 0+740) Tagbilaran City	Length = 270.00 m Width = 6.10 m; t=0.23 m	3,828,734.78	100% completed

NO.	NAME OF PROJECT AND LOCATION	LENGTH/WIDTH/ THICKNESS	PROJECT COST	REMARKS
34	Restoration/Construction of Damage Concrete Pavement at <b>Lindaville Subdivision Entrance Road</b> Including Slope Protection	Length = 45.00 m Width = 5.00 m; t=0.20 m	1,699,984.42	100% completed
	<b>(9 - ROADS)</b>			
35	Improvement/Concreting of Road from J.A. Clarin Street going to Newly Concrete Road (infront of ICM) sta. 0+000 - sta. 0+200 ,Dao District	Length = 200.00 m Width = 24.00 m; t=0.23 m	10,749,559.69	73.35%
36	Improvement/Concreting of Ubuja - Taloto road from cor. Dote St. (sta. 1+182 - sta.1+060), Taloto District, Tagb. City	Length = 122.00 m Width = 6.00 m; t=0.20 m	1,415,230.85	100% completed
37	Improvement/Concreting of Ubuja - Taloto road from cor. CPG North Avenue (sta. 0+000- sta.0+300), Ubuja District, Tagb. City	Length = 300.00 m Width = 6.00 m; t=0.20 m	3,853,098.35	23.66%
38	Improvement/Concreting of Tamblot Circumferential Road (cor.J.A. Clarin Ave.- cor. Enerio St.)sta. 0+989.40 - sta.1+140)Tagb. City	Length = 150.00 m Width = 6.10 m; t=0.23 m	2,140,023.97	16.52%
39	Concreting of Rd. @ Baguio Drive Continuation (sta.0+200 - sta.0+500) Taloto Dist. Tagbilaran City	Length = 300.00 m Width = 6.10 m; t=0.23 m	3,603,270.59	98.57%
40	Improvement/Concreting of Road along Jose Go St.,continuation(sta. 1+440 - 1+700), Tagbilaran City	Length = 260.00 m Width = 6.10 m; t=0.23 m	3,714,699.76	67.23%
41	Improvement/Concreting of Road @ J. Borja St.,(cor. Gallares St. existing PCCP), Tagbilaran City	t=0.20 m	1,562,584.68	100% completed
42	Improvement/Concreting of Road @ <b>Graham Ave.</b> Continuation from newly PCCP - cor. Maria Clara St. Tagbilaran City	Length = 278.75 m Width = 7.00 m; t=0.23 m	5,931,277.26	46.24%
43	Improvement/Concreting of Tamblot Circumferential Road, cor. M. Torralba - cor. B. Inting St., (sta.0+200 -sta. 0+200 - sta.0+706.20), Tagbilaran City	Length = 506.20 m Width = 6.10 m; t=0.23 m	7,404,596.95	25.89%
	<b>(2 - ROADS)</b>			
44	Improvement/Concreting of <b>Ubuja - Taloto Road</b> (sta.0+600 - sta.1+060), Taloto - Ubuja District, Tagbilaran City	Length = 460.00 m Width = 6.00 m; t=0.20 m	5,759,369.42	100% completed
45	Improvement/Asphalting of Road @ E.K. Inting Street (cor.A.S.Bioco St. - cor. Jeminez St.) sta.0+325 - sta.0+697.20), Mansasa Dist., Tagbilaran	Length = 320.20 m Width = 6.00 m; t=0.05 m	4,013,521.65	100% completed
	<b>II - MAINTENANCE:</b>			
1	Repair, Rehabilitation & Maintenance of Asphalt Roads, Gravel Roads, Drainage, Vegetation Control, Others, Citiwide		3,000,000.00	Routinary Work
2	Carriage Maintenance Various City Streets, Tagbilaran City	Area= 1,890 sq.m.	1,986,765.13	Routinary Work
3	Maintenance of Streetlighting with in the city		840,949.50	Routinary Work
5	Carriage Maintenance (Revised) various city streets, Tagbilaran City		848,719.65	Routinary Work

**Sector : INFRASTRUCTURE DEVELOPMENT**

**Sub-sector : Transport and Access**

**Agency : Department of Public Works and Highways I (DPWH I)**

**I. Highlights of Accomplishments:**

- **DPWH REGULAR INFRA PROJECTS CY 2013 – We have P301,273.2M Program Amount**  
 We have fifty five (55) projects implemented under this fund source : 7 projects under Highways (roads and bridges); 3 project under flood control and drainage structures; 2 project under repair/rehabilitation of building; 1 project under water supply; 17 projects water sanitation and facilities; 8 projects health facilities and 17 projects under intensity 7.2 earthquake. Out of 55 projects, 27 projects were already completed and 27 projects on-going and 1 project not yet started, commence held in abeyance pending clearing/accomplishment of items of work, so as not to overlap construction activities. We have an actual accomplishment of 87.25% as of January 31, 2014 under this fund source.
- **DEPED SCHOOL BUILDING PROGRAM CY 2013 WE HAVE P2.700M Program Amount**  
 This office implemented two (2) projects listed 1<sup>st</sup> batch released which is on-going, with an accomplishment of 75.00 % as of January 31, 2014.
- **MOTOR VEHICLE USERS CHANGE PROJECT We have P10M RELEASED FUND 151-Special Road Support Fund**  
 The district office has implemented one (1) project and has been completed. We have an accomplishment of 100.00 % as of January 31, 2014.
- **PRIORITY DEVELOPMENT ASSISTANCE FUND (LOWER HOUSE ) We have P 20M Released**  
 The district office has implemented sixteen (16) projects, with the following categories, 3 projects highways (roads and bridges), 13 (multi-purpose building). Out of 16 projects, 14 projects were completed, 1 projects on-going and 1 projects are not yet started. Regarding this fund source we have accomplished 94.38 % as of January 31, 2014.
- **PRIORITY DEVELOPMENT ASSISTANCE FUND (UPPER HOUSE ) We have P 5M Released**  
 This office implemented eight (8) projects, categorized as multi-purpose building and road. (3) projects are on-going and (5) projects are not yet started, in which implementation prohibited pursuant of the following issuances, Supreme Court TRO DBM Circular No. 2013-8 dated Sept. 27, 2013 and Department Memorandum dated 9 December 2013 of Usec. Momo and legal comments from RO 07 Legal Officer. We have an accomplishment of 0.84% as of January 31, 2014.
- **PRIORITY DEVELOPMENT ASSISTANCE FUND (PARTY LIST ) We have P 3.9M Released**  
 The district office has implemented six (6) projects, with the following categories, 1 project highways (roads), 5 projects buildings. Out of 6 projects, 1 project has been



completed and 5 projects was due to implementation prohibited. We have an accomplishment of 51.28% as of January 31, 2014.

- **TRUST FUND – OFFICE OF THE VICE PRESIDENT We have P 500T Released**

We have one (1) project under this fund, in which implementation prohibited pursuant of the following issuances, Supreme Court TRO DBM Circular No. 2013-8 dated Sept. 27, 2013 and Department Memorandum dated 9 December 2013 of Usec. Momo and legal comments from RO 07 Legal Officer.

- **CARRY OVER PROJECTS**

This district office still implements carry over projects, from PDAF fund source which is the implementation prohibited and projects also implemented by MOA-LGU.

The DPWH Bohol 1<sup>st</sup> Engineering Office over all physical accomplishment of All Funds implemented for CY 2013 Infra and carry over projects has a weighted average of 88.98 % as of January 31, 2014.

## **II. PICTURES:**

### **REGULAR PROJECTS**



Figure 1

**Pandol Corella ARMCO Corella-Balilihan Road**



Figure 2a

**Pandol Corella ARMCO Corella-Balilihan Road**



Figure 3

**Jct. (TNR) Cortes-Balilihan-Catigbian-Macaas Road**

KM. 46 + 045 – Km. 47 + 000



Figure 3

**Jct. (TNR) Cortes-Balilihan-Catigbian-Macaas Road**

KM. 32 + 798 – Km. 34 + 136



Figure 3a

**Jct. (TNR) Cortes-Balilihan-Catigbian-Macaas Road**

KM. 32 + 798 – Km. 34 + 136





Figure 4

**Road Upgrading of Balilihan-Hanopol**

Km 35 + 982 – Km 37 + 498



Figure 5

**Maribojoc-Antequera-Catagbacan Road**

Km. 23 + 057 – Km. 23 + 993

**PREVENTIVE MAINTENANCE**



Figure 6

**Jct. (TNR) Cortes-Balilihan-Catigbian-Macaas Road**

KM. 37 + 000 – Km. 39 + 368

**INTENSITY 7.2 EARTHQUAKE**  
**BACONG BRIDGE**  
**TAGBILARAN NORTH ROAD, KM. 8+603**



**DURING**



**AFTER**



**ABATAN BRIDGE  
TAGBILARAN NORTH ROAD, KM. 10+169**



**BEFORE**



**DURING**



**AFTER**

**CONSTRUCTION OF EVACUATION BUNKHOUSE AND SERVICE FACILITY, LOON, BOHOL**



**ON - GOING**

**CONSTRUCTION OF EVACUATION BUNKHOUSE AND SERVICE FACILITY, TUBIGON, BOHOL**



**ON - GOING**

**PRIORITY DEVELOPMENT FUND**




**Completed**

**Completion/Improvement of Multi-Purpose Building, Poblacion 1, Sikatuna (Municipal) Hall**






**Completed**  
**Construction of Multi-Purpose Building (Senior Citizen Building)**  
**Bongco, Loon, Bohol**



**Completed**  
**Construction of Carlos P. Garcia, Multi-Purpose Pavement (Completion) Tagbilaran City**



**Completed**  
**Concstruction/Concreting/Improvement of Barangay Road,**  
**Canhangdon Occidental, Loon, Bohol**



**Completed**  
**Concstruction/Concreting/Improvement of Barangay Road,**  
**Biasong, Loon, Bohol**

### III. PLANS, PROGRAMS & TARGETS FOR THE ENSUING YEAR 2014

1. Jct.(TNR) Maribojoc-Antequera-Catagbacan(Loon) Road
  - a). K0017+000 – K0017+181
  - b). k0017+447 – K0018+450
2. . Jct.(TNR) Maribojoc-Antequera-Catagbacan(Loon) Road
  - a). K0016+925 – K0017+000
  - b). K0018+450 – K0018+957
3. Bohol 1<sup>st</sup> Cadre Road
  - a). Chainage 000 – Chainage 0100
4. Antequera-San Isidro-Libertad(Tubigon) Road
  - a). K0023+100 – K0029+808
  - b). K0024+108 – K0024+509
5. Balilihan-Hanopol-Batuan Road  
K0037+498 – K0037+998
6. Jct.(TNR) Cortes-Balilihan-Catigbian-Macaas Road  
K0047+000 – K0047+588
7. Sombria Bridge along Tagbilaran North Road

**Sector : INFRASTRUCTURE DEVELOPMENT**

**Sub-sector : Transport and Access**

**Agency : Department of Public Works and Highways II (DPWH II)**

### **I. Highlights of Infrastructure Projects as of CY 2013**

The total available funds utilized for the implementation of projects under CY 2013 and carry over projects in CY 2012 involved ₱ 482,701,150.00 broken down, as follows:

A. CY 2013 Infrastructure Program	₱ 327,926,150.00
B. CY 2012 Carry Over Projects	<u>₱ 154,775,000.00</u>
<b>Total -</b>	<b>₱ 482,701,150.00</b>

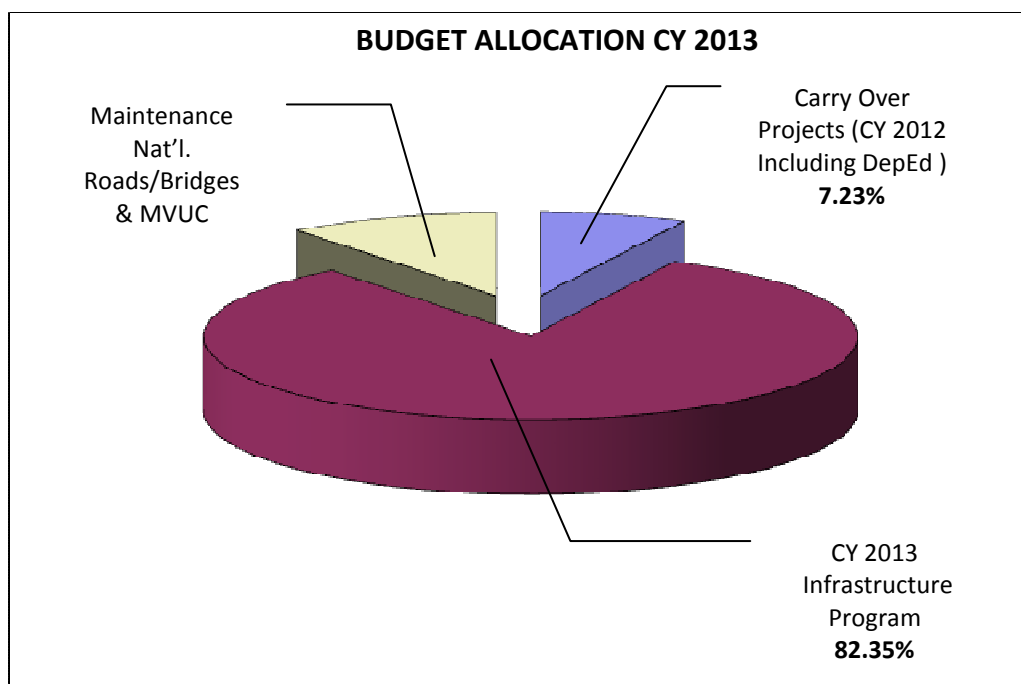
The Construction/Improvement of Projects under the CY 2013 Infrastructure Program has an accomplishment of 84.03% as of December 2013, categorized into:

<b>Category</b>	<b>Total</b>	<b>Completed</b>	<b>On-going</b>	<b>Not Yet Started</b>
1. Regular Infra	4	4	-	-
2. Preventive Maintenance	5	5	-	-
3. Lump Sum B.1.a & B.1.b	12	12	-	-
4. Water Supply/Retarding Basin/ Rain Collectors & Sewerage	1	1	-	-
5. Basic Education Facilities Fund (1 <sup>st</sup> Batch)	21	16	5	-
6. Basic Education Facilities Fund (3 <sup>rd</sup> Batch)	5	-	5	-
7. Water Sanitation Facilities (1 <sup>st</sup> Batch)	28	3	25	-
8. Health Facilities Enhancement Program (1 <sup>st</sup> Batch)	7	-	-	7
9. Intensity 7.2 Earthquake	2	2	-	-
10. PDAF (Lower House)	40	40	-	-
11. PDAF (Party List)	4	2	-	2
12. DepEd School Building Program (1 <sup>st</sup> Batch)	5	1	4	-
13. Trust Fund – Office of the Vice President	1			1
<b>Total</b>	<b>135</b>	<b>86</b>	<b>39</b>	<b>10</b>

### **Total Budget Allocation as of CY 2013 (Excluding PS & RLIP)**

The total allocation given to the District as of CY 2013 was posted at P 396,088,527.81, broken down as follows:

1. CARRY OVER PROJECTS (2012 Including Dep-Ed )	7.23%	28,633,329.52
2. CY 2013 Infrastructure Program	82.35%	326,171,748.00
3. Maintenance Nat'l. Roads/Bridges & MVUC (CY 2012 projects amounting to P 1,407,824.29 & CY 2013 projects amounting P 39,875,627.00	10.42%	41,283,451.29
<b>TOTAL</b>	<b>100.00%</b>	<b>396,088,527.81</b>



## II. LIST OF COMPLETED PROGRAMS, PROJECTS & ACTIVITIES FOR CY 2013

NAME OF PROGRAM / ACTIVITY	AMOUNT	TARGET	ACTUAL	REMARKS
<b>CY 2013 DPWH INFRA PROGRAMS</b>				
<b>1. REGULAR INFRA:</b>				
1. Tulay Bridge along Tagbilaran North Rd. (Tagbilaran-Jetafe Section)	P 4,620,000.00	L=6.60 Lm	L=6.60 Lm	Completed 11/6/2013
2. Buli Bridge along Tagbilaran North Rd. (Tagbilaran-Jetafe Section)	4,655,000.00	L=6.65 Lm	L=6.65 Lm	Completed 11/6/2013
3. Baboy Bridge along Tagbilaran North Rd. (Tagbilaran-Jetafe Section)	6,405,000.00	L=18.30 Lm	L=18.30 Lm	Completed 11/6/2013
4. Antequera-San Isidro-Libertad (Tubigon) Road, KO031+056 - KO032+056	17,375,000.00	L=0.8688Km	L=0.8688Km	Completed 8/29/2013
<b>2. PREVENTIVE MAINTENANCE:</b>				
1. Jct (TNR)-Talibon Rd, 0114 + 000 - KO114+325	4,428,000.00	L=0.325Km	L=0.325Km	Completed 2/26/2013
2. Tagbilaran East Rd (Tagbilaran-Jagna), KO122+000-KO123+004, KO126+000-KO127+001	25,872,000.0	L=1.970Km	L=1.970Km	Completed 5/31/2013
3. Jct (LIR) Carmen-Sagbayan-Bacani Rd, KO078+000-KO079+000, KO079+704-KO082+000	44,058,000.0	L=3.297Km	L=3.297Km	Completed 10/16/2013
4. Tagbilaran East Rd (Tagbilaran-Jagna), KO138 + 294 - KO139 + 000, KO141 + 000 - KO141 + 1040	21,688,000.0	L=1.640Km	L=1.640Km	Completed 5/15/2013
5. Tagbilaran East Rd (Tagbilaran-Jagna), 0145 + 000 - KO146 + 002, KO149 + 000 - KO149 + 990	26,124,000.0	L=1.990Km	L=1.990Km	Completed 5/31/2013
<b>3. WATER SUPPLY/RETARDING BASIN/RAIN COLLECTOR &amp; SEWERAGE:</b>				

12. Installation of three (3) types of Rain Water Collector System Facilities	200,000.00	1 Project	1 Project	Completed 4/30/2013
<b>4. BASIC EDUCATION FACILITIES FUND (1st Batch):</b>				
1. San Jose PS, San Migue, Bohol	1,297,000.00	2CL	2CL	Completed 8/31/2013
2. Inabanga HS. Nabuad, Inabanga, Bohol	6,803,500.00	2CL	6CL	Completed 12/31/2013
3. Tulang NHS, Jetafe, Bohol	6,813,500.00	6CL	6CL	On-going 70.00%
4. Cangawa NHS, Buenavista, Bohol	6,777,000.00	6CL	6CL	Completed 11/6/2013
5. Bonbonon HS, Pres. Carlos P. Garcia (Pitogo), Bohol	1,943,000.00	3CL	3CL	Completed 10/15/2013
6. San Miguel Technical Vocational School, San Miguel, Bohol	4,794,000.00	4CL	4CL	Completed 9/15/2013
7. Southern Inabanga HS, Inabanga, Bohol	1,846,000.00	3CL	3CL	Completed 9/30/2013
8. Campao Oriental NHS, Jetafe, Bohol	1,846,000.00	3CL	3CL	Completed 9/30/2013
9. Pres. Carlos P. Garcia Tech- Vocational School of Fisheries and Arts, Bien Unido, Bohol	4,794,000.00	4CL	4CL	On-going 20.00%
10. Pandanon ES, Jetafe, Bohol	1,946,000.00	2 CL	3 CL	On-going 30.00%
11. Bulilis ES, Ubay, Bohol	1,846,000.00	3CL	3CL	Completed 9/30/2013
12. Baryong Daan PS, San Isidro, Bohol	1,297,000.00	3CL	2CL	Completed 8/15/2013
13. Sto. Niño ES, Talibon, Bohol	1,297,000.00	2CL	2CL	Completed 7/27/2013
14. Campao ES, Jetafe, Bohol	1,846,000.00	3CL	3CL	On-going 70.00%
15. Jao ES, Talibon, Bohol	1,846,000.00	3CL	3CL	Completed 7/27/2013
16. Lawis ES, Inabanga, Bohol	,898,000.00	3CL	3CL	Completed 8/31/2013
17. Nabuad ES, Inabanga, Bohol	1,848,000.00	3CL	3CL	Completed 11/6/2013
18. Ondol ES, Inabanga, Bohol	1,848,000.00	3CL	3CL	Completed 8/31/2013
19. San Pedro ES, Talibon, Bohol	688,000.00	3CL	1CL	Completed 7/27/2013
20. Balintawak ES, Talibon, Bohol	1,846,000.00	1CL	3CL	Completed 7/27/2013
21. Cuaming ES, Inabanga, Bohol	6,897,000.00	6CL	6CL	On-going 67.00%
<b>5. BASIC EDUCATION FACILITIES FUND (3rd Batch):</b>				
		2CL	2CL	On-going

1. Dagnawan IS, Inabanga	1,232,000.00			65.00%
2. Hambabauran HS, Ubay	1,237,000.00	2CL	2CL	On-going 35.00%
3. Calituban ES, Talibon II	2,520,000.00	4CL	4CL	On-going 5.00%
4. Pinamgo ES, Bien Unido	1,367,000.00	2CL	2CL	On-going 5.00%
5. Inabanga North IS, Inabanga	1,227,000.00	2CL	2CL	On-going 5.00%
<b>6. WATER &amp; SANITATION FACILITIES (1st Batch):</b>				
1. Zamora ES, Talibon I	376,000.00	6 Projects	6 Projects	On-going 20.00%
2. Malingin ES, Bien Unido	702,000.00	6 Projects	6 Projects	On-going 30.00%
3. Talibon II Central ES, Talibon II	376,000.00	3 Projects	3 Projects	On-going 60.00%
4. Calituban ES, Talibon II	1,018,000.00	9 Projects	9 Projects	On-going 20.00%
5. Talibon Central ES, Talibon I	672,000.00	6 Projects	6 Projects	On-going 15.00%
6. San Pedro ES, Talibon I	366,000.00	3 Projects	3 Projects	On-going 90.00%
7. Cuaming ES, Inabanga North	1,294,000.00	12 Projects	12 Projects	On-going 15.00%
8. Danao Central ES, Danao	1,284,000.00	12 Projects	12 Projects	On-going 30.00%
9. Cabul-an ES, Buenavista	1,334,000.00	12 Projects	12 Projects	On-going 40.00%
10. Cataban Integrated School, Talibon II	396,000.00	3 Projects	3 Projects	On-going 30.00%
11. Tulang NHS , Getafe	958,000.00	9 Projects	9 Projects	On-going 90.00%
12. Dagohoy NHS, Dagohoy	356,000.00	3 Projects	3 Projects	Completed 12/31/2013
13. Cangawa NHS, Buenavista	682,000.00	6 Projects	6 Projects	On-going 15.00%
14. Pres. Carlos P. Garcia Technical Vocational School of Fisheries and Arts, Bien Unido	662,000.00	6 Projects	6 Projects	Completed 12/31/2013
15. Southern Inabanga HS, Inabanga South	978,000.00	9 Projects	9 Projects	On-going 40.00%
16. Hingotanan ES, Bien Unido	1,038,000.00	9 Projects	9 Projects	On-going 40.00%
17. Biabas Trade High School, Ubay II (East)	998,000.00	9 Projects	9 Projects	On-going 15.00%
18. Aguing National High School, Pres. C.P. Garcia	702,000.00	6 Projects	6 Projects	On-going 15.00%
		9 Projects	9 Projects	On-going



19. Camambugan NHS, Ubay I (Northeast)	998,000.00			15.00%
20. San Isidro NHS, San Isidro	998,000.00	9 Projects	9 Projects	On-going 15.00%
21. Bonbonon HS, Pres. C. P. Garcia	692,000.00	6 Projects	6 Projects	On-going 70.00%
22. San Agustin NHS, Sagbayan	998,000.00	9 Projects	9 Projects	On-going 20.00%
23. Bilangbilangan Daku ES, Bien Unido	694,000.00	6 Projects	6 Projects	On-going 40.00%
24. Pres. Carlos P. Garcia MHS, Talibon I	1,264,000.00	12 Projects	12 Projects	On-going 60.00%
25. San Jose NHS, Talibon II	1,876,000.00	18 Projects	18 Projects	On-going 90.00%
26. Zosimo A. Gulle Memorial National High School, Talibon II	1,264,000.00	12 Projects	12 Projects	On-going 90.00%
27. Hinlayagan NHS, Trinidad	376,000.00	3 Projects	3 Projects	Completed 12/31/2013
28. Mayor Inocencio B. Mendez HS, Pres. C. P. Garcia	692,000.00	6 Projects	6 Projects	On-going 50.00%
<b>7. HEALTH FACILITIES ENHANCEMENT PROGRAM (1st Batch):</b>				
1. Expansion, Clarin RHU, Clarin	3,000,000.00	1 Project	1 Project	Not Yet Started
2. Expansion, Trinidad RHU, Trinidad	2,500,000.00	1 Project	1 Project	Not Yet Started
3. Expansion, Buenavista RHU, Buenavista	3,500,000.00	1 Project	1 Project	Not Yet Started
4. Expansion, Inabanga RHU 2, Inabanga	3,200,000.00	1 Project	1 Project	Not Yet Started
5. Expansion, Inabanga RHU, Inabanga	3,500,000.00	1 Project	1 Project	Not Yet Started
6. Expansion, Sentinela Birthing Center (Biabas Birthing), Ubay	2,000,000.00	1 Project	1 Project	Not Yet Started
7. Expansion, Talibon RHU, Talibon	2,500,000.00	1 Project	1 Project	Not Yet Started
<b>8. LUMP SUM B.1.a &amp; B.1.b:</b>				
1. Outfalls along Loay Interior Road, KO131+000 - KO132+000	500,000.00	1 Project	1 Project	Completed 10/3/2013
2. Inabanga Rubble Dike, Ilaud and Saa, Inabanga	1,000,000.00	1 Project	1 Project	Completed 9/12/2013
3. Panas Rubble Dike, San Agustin, Talibon	1,000,000.00	1 Project	1 Project	Completed 11/15/2013
4. Line canal along Tagbilaran North road, KO089+000-KO089+700, Tugas, Getafe	500,000.00	1 Project	1 Project	Completed 10/4/2013
5. Lined Canal along TER San Pascual,	500,000.00	1 Project	1 Project	Completed

KO148+496-KO149+672				9/21/2013
6. Lined Canal along Danao-Getafe Road, KO076+530-KO084+180, Danao, Bohol w/ exceptions	500,000.00	1 Project	1 Project	Completed 11/23/2013
7. Lined Canal along Tagbilaran North Road, KO069+500 -KO069+700, Luta, Inabanga, Bohol	500,000.00	1 Project	1 Project	Completed 9/12/2013
8. Calunasan River Control, CPG, Getafe, Bohol	500,000.00	1 Project	1 Project	Completed 12/31/2013
9. Bataha River Control, Campao, Getafe, Bohol	500,000.00	1 project	1 project	Completed 12/31/2013
10. Outfalls along Carmen-Sagbayan-Bacani Road, KO081+016 (with exceptions)	1,000,000.00	1 Project	1 Project	Completed 10/18/2013
11. Outfalls along Jct. TNR, KO113+401 - KO114+467	1,000,000.00	1 Project	1 Project	Completed 11/23/2013
12. Outfalls along Tagbilaran East Road, KO135+139+00 w/ exception, Poblacion, Ubay, Bohol	1,000,000.00	1 Project	1 Project	Completed 9/23/2013
<b>9. INTENSITY 7.2 EARTHQUAKE:</b>				
1. Repair of Damaged Paved National roads along Tagbilaran North Road, KO089+860 – KO089+980, Tugay, Getafe Section, Getafe, Bohol	15,877,150.0	L=1.00Km	L=1.00Km	Completed 12/1/2013
2. Repair of Damaged Bridge Approaches at Damiao, Hunan and Taguimtim Bridge along TNR, Buenavista Section, Bohol	5,790,000.00	1 Project	1 Project	Completed 12/1/2013
<b><u>CY 2013 OUTSIDE INFRA PROGRAMS</u></b>				
<b>1. PRIORITY DEVELOPMENT ASSISTANT FUND (LOWER HOUSE):</b>				
1. Repair/Rehabilitation of Road, Camanaga, San Miguel	1,000,000.00	L=0.050Km	L=0.050Km	Completed 7/31/2013
2. Repair/Rehabilitation of Road, Hinlayagan Ilaya, Trinidad	50,000.00	L=0.004Km	L=0.004Km	Completed 7/31/2013
3. Repair/Rehabilitation of Road, Mahagbu, Trinidad	40,000.00	L=0.003Km	L=0.003Km	Completed 7/31/2013
4. Repair/Rehabilitation of Road, La Union, Trinidad	30,000.00	L=0.002Km	L=0.002Km	Completed 7/31/2013
5. Repair/Rehabilitation of Road, Manuel M. Roxas, Trinidad	40,000.00	L=0.003Km	L=0.003Km	Completed 7/31/2013
6. Repair/Rehabilitation of Road, Hinlayagan Ilaud, Trinidad	40,000.00	L=0.003Km	L=0.003Km	Completed 7/31/2013
7. Repair/Rehabilitation of Road, Garcia, San Miguel	50,000.00	L=0.003Km	L=0.003Km	Completed 7/31/2013
8. Repair/Rehabilitation of Road, San Jose, Inabanga	100,000.00	L=0.005Km	L=0.005Km	Completed 9/20/2013
9. Repair/Rehabilitation of Road, Sagbayan Sur, Sagbayan	100,000.00	L=0.005Km	L=0.005Km	Completed 9/20/2013
10. Repair/Rehabilitation of Road, Hunan,	1,500,000.00	L=0.075Km	L=0.075Km	Completed

Buenavista				7/31/2013
11. Repair/Rehabilitation of Road, Hagbuyo, San Miguel	100,000.00	L=0.050Km	L=0.050Km	Completed 7/31/2013
12. Repair/Rehabilitation of Road, Nueva Estrella, Bien Unido	500,000.00	L=0.025Km	L=0.025Km	Completed 9/1/2013
13. Repair/Rehabilitation of Road, Mandawa, Bien Unido	1,000,000.00	L=0.050Km	L=0.050Km	Completed 7/16/2013
14. Repair/Rehabilitation of Road, La Esperanza, Bien Unido	1,000,000.00	L=0.050Km	L=0.050Km	Completed 7/6/2013
15. Repair/Rehabilitation of Road, Bantuan, Buenavista	1,000,000.00	L=0.050Km	L=0.050Km	Completed 7/31/2013
16. Repair/Rehabilitation of Road, Cambus-oc, Buenavista	1,500,000.00	L=0.075Km	L=0.075Km	Completed 7/31/2013
17. Repair/Rehabilitation of Road, Bago, Buenavista	2,000,000.00	L=1.000Km	L=1.000Km	Completed 9/30/2013
18. Repair/Rehabilitation of Road, Cruz, Buenavista	2,000,000.00	L=1.000Km	L=1.000Km	Completed 9/30/2013
19. Repair/Rehabilitation of Road, Cantores, Buenavista	2,000,000.00	L=1.000Km	L=1.000Km	Completed 9/30/2013
20. Repair/Rehabilitation of Road, Langtad, Sagbayan	100,000.00	L=0.005Km	L=0.005Km	Completed 9/20/2013
21. Construction of Multi-Purpose Pavement, Hinlayagan Ilaya, Trinidad	50,000.00	1 Project	1 Project	Completed 7/31/2013
22. Construction/Completion of Multi-Purpose Building, Mahayag Gamay, Dagohoy	350,000.00	1 Project	1 Project	Completed 11/30/2013
23. Construction/Completion of Multi-Purpose Building, Canmano, Sagbayan	100,000.00	1 Project	1 Project	Completed 9/12/2013
24. Repair/Rehabilitation/Improvement of Multi-Purpose Building, Villa Aurora, Dagohoy	350,000.00	1 Project	1 Project	Completed 11/30/2013
25. Repair/Rehabilitation/Improvement of Multi-Purpose Building, Candelaria, Dagohoy	350,000.00	1 Project	1 Project	Completed 9/12/2013
26. Construction/Completion of Multi-Purpose Building, Can-oling, Dagohoy	225,000.00	1 Project	1 Project	Completed 11/4/2013
27. Construction/Completion of Multi-Purpose Building, Poblacion, San Isidro	100,000.00	1 Project	1 Project	Completed 9/18/2013
28. Construction/Completion of Multi-Purpose Building, Biabas, Ubay	800,000.00	1 Project	1 Project	Completed 6/30/2013
29. Construction/Completion of Multi-Purpose Building, Tapon, Ubay	300,000.00	1 Project	1 Project	Completed 9/1/2013
30. Construction/Completion of Multi-Purpose Building, Canmaya Diot, Sagbayan	100,000.00	1 Project	1 Project	Completed 10/7/2013
31. Construction/Completion of Multi-Purpose Building, Asinan, Buenavista	200,000.00	1 Project	1 Project	Completed 8/31/2013
		1 Project	1 Project	Completed

32. Construction/Completion of Multi-Purpose Building, San Isidro, Sagbayan	100,000.00			10/7/2013
33. Construction/Completion of Multi-Purpose Building, Canmaya Centro, Sagbayan	100,000.00	1 Project	1 Project	Completed 9/12/2013
34. Construction/Completion of Multi-Purpose Building, Mantalongon, Sagbayan	150,000.00	1 Project	1 Project	Completed 10/1/2013
35. Construction/Completion of Multi-Purpose Building, Babag, Dagohoy	50,000.00	1 Project	1 Project	Completed 10/31/2013
36. Construction/Completion of Multi-Purpose Building, Poblacion, Dagohoy	350,000.00	1 Project	1 Project	Completed 11/30/2013
37. Construction/Completion of Multi-Purpose Building, Malitbog, Dagohoy	350,000.00	1 Project	1 Project	Completed 11/30/2013
38. Construction/Completion of Multi-Purpose Building, Cagawitan, Dagohoy	350,000.00	1 Project	1 Project	Completed 10/15/2013
39. Construction/Completion of Multi-Purpose Building, Cambangay Norte, San Miguel	75,000.00	1 Project	1 Project	Completed 9/7/2013
40. Construction of Waterworks System, Can-oling, Dagohoy	500,000.00	0.025 Project	0.025 Project	Completed 11/4/2013
<b>2. PRIORITY DEVELOPMENT ASSISTANT FUND (PARTY LIST):</b>				
1. Construction of Road, Hao Island, Talibon	500,000.00	L=0.040km	L=0.040km	Completed 9/3/2013
2. Completion/Repair/Rehabilitation of Multi-Purpose Building, Brgy. Biabas, Ubay	800,000.00	1 Project	1 Project	Completed 6/15/2013
3. Completion of Multi-Purpose Building, Canmaya Diot, Sagbayan	200,000.00	1 Project	1 Project	Not Yet Started
4. Construction of Multi-Purpose Building, Pangpang, Ubay	1,100,000.00	1 Project	1 Project	Not Yet Started
<b>3. DepEd SCHOOL BUILDING PROGRAM (1st Batch):</b>				
1. Hambongan ES, Inabanga	890,000.00	2CL	1CL	On-going 60.00%
2. Hambabauran HS, Ubay	1,228,000.00	1CL	2CL	On-going 65.00%
3. Talibon Central ES, Talibon	1,196,000.00	2CL	2CL	On-going 85.00%
4. Taytay ES, Jetafe	1,196,000.00	1CL	2CL	On-going 85.00%
5. Cabangahan PS, San Miguel	890,000.00	2CL	1CL	Completed 12/31/2013
<b>4. TRUST FUND - OFFICE OF THE VICE-PRESIDENT:</b>				
1. Construction/Repair/Rehabilitation of the Senior Citizens Center, Pres. Carlos P. Garcia	500,000.00	1 Project	1 Project	Not Yet Started

**II. Pictures:**



**CONSTRUCTION OF 2 STOREY, 4CL SCHOOL BUILDING**  
San Miguel Technical Vocational School, San Miguel, Bohol



**CONSTRUCTION OF IRRIGATION FACILITIES**  
Upper Ubay Stockfarm Reservoir, Ubay, Bohol



**CONSTRUCTION OF TWO CLASSROOM BUILDING**  
San Jose PS, San Miguel, Bohol





**CONSTRUCTION OF FISHPORT AT HINGOTANAN ISLAND,  
BIEN UNIDO, BOHOL**



**RETROFITTING OF BABOY BRIDGE, ALONG TAGBILARAN NORTH  
ROAD (GETAFE SECTION)**



**COASTAL CLEAN- UP ALONG TAGBILARAN EAST ROAD  
(UBAY SECTION)**

### III. Proposed FY 2014 Infrastructure Program

Program/ Activities/ Projects	Physical Target	Amount (P 000.00)		Implementing Office
		NEP	NEP with ERRATA	
<b>MFO 1 – National Road Network Services</b>	<b>40.890</b>	<b>95,046.00</b>	<b>95,046.00</b>	
<b>1. Assets Preservation of National Roads</b>	<b>4.490</b>	<b>92,646.00</b>	<b>92,646.00</b>	
<b>A. Preventive maintenance based on Pavement Management System/ Highway Development and Management-4(HDM-4) Interemittent Sections)</b>				
<b>a. National Roads</b>				
1. Tagbilaran East Road (Tagbilaran – Jagna)	1.48	21,689.00	21,689.00	Bohol 2 <sup>nd</sup> DEO
a. K0136 + 685 – K0138 +000 (Overlay 80 mm)				
<b>B. Rehabilitation/Reconstruction/Upgrading of Damaged Paved national Roads including drainage based on</b>				



Program/ Activities/ Projects	Physical Target	Amount (P 000.00)		Implementing Office
		NEP	NEP with ERRATA	
<b>Pavement Management-4 (HDM-4) (Intermittent Sections)</b>				
<b>a. National Roads</b>				
1. Loay Interior Road				
a. K0134 + 000 – K0136 + 000 (Reconst. PCCP 280mm)	2.003	-	33,909.00	Regional Office VII
b. K0145 + 000 – K0145 + 157 (Reconst. PCCP 280 mm)	0.277	-	4,689.00	-do-
c. K0145 + 181 – K0145 + 301 (Reconst. PCCP 280 mm)	0.730	-	12,359.00	-do-
<b>C. Cponstruction/Rehabilitation of Draingae/ProtectionWorks along National Roads</b>				
1. Construction of Drainage System along National Road, Sagbayan, Bohol 2 <sup>nd</sup> LD (Construction)	-	10,000.00	10,000.00	Bohol 2 <sup>nd</sup> DEO
2. Construction of Drainage System along National Road, Ubay, Bohol 2 <sup>nd</sup> LD (Construction)	-	10,000.00	10,000.00	-do-
<b>2. Construction and Maintenance of Existing Permanent Bridges</b>	<b>36.40</b>	<b>2,400.00</b>	<b>2,400.00</b>	
<b>A. Major Repair/Maintenance of Existing Permanent Bridges</b>				
1. Camambugan Bridge along Tagilaran East Road (Tagbilaran – Jagna)	21.20	1,000.00	1,000.00	Bohol 2 <sup>nd</sup> DEO
2. Ditta – I Bridge along Tagbilaran East Road (Tagbilaran – Jagna)	15.20	1,400.00	1,400.00	Bohol 2 <sup>nd</sup> DEO
<b>MFO 2 – Flood Management Services</b>	<b>140.00</b>	<b>12,833.00</b>	<b>12,833.00</b>	
<b>1. Flood Control and Drainage Projects</b>	<b>140.00</b>	<b>2,833.00</b>	<b>2,833.00</b>	
<b>A. Construction/Maintenance of Flood Mitigation Structures and Drainage Systems</b>				
1. Construction of Bacani River Control, Clarin, Bohol	140.00	2,833.00	2,833.00	Bohol 2 <sup>nd</sup> DEO
2. Construction of Inabanga Flood Control, Inabanga, Bohol	-	10,000.00	10,000.00	Bohol 2 <sup>nd</sup> DEO
<b>MFO 3 – Construction and Maintenance Services of Other Infrastructure</b>	<b>1.55</b>	<b>86,000.00</b>	<b>210,500.00</b>	
<b>1. Construction/Improvement of Access Roads leading to Airport, Seaports, and Declared Tourism</b>	<b>1.55</b>	<b>86,000.00</b>	<b>86,000.00</b>	
<b>A. To Declared Tourism Destinations</b>				
1. Sagbayan, Danao National Road	0.69	20,000.00	20,000.00	Bohol 2 <sup>nd</sup> DEO
2. Concepcion Danao-Buenavista, Carmen Road leading to Danao Adventure Park, including Bridges, Danao/Carmen, Bohol	0.86	66,000.00	66,000.00	Regional Office VII
3. Jct. (LIR) Buenavista-Carmen-Concepcion-Danao-JetafeRoad, Buenavista, Bohol	-	-	100,000.00	Regional Office VII
<b>2. Construction of Buildings and Other Structures</b>	<b>-</b>	<b>-</b>	<b>24,500.00</b>	
<b>A. Multi-purpose/Facilitate</b>				
1. Rehabilitation of Multi-Purpose Building, Poblacion, Ubay, Bohol	-	-	4,500.00	Bohol 2 <sup>nd</sup> DEO
2. Rehabilitation of Multi-purpose Building, Poblacion, Purok II, Ubay, Bohol	-	-	2,000.00	Bohol 2 <sup>nd</sup> DEO
3. Rehabilitation of Multi-purpose Building, Poblacion, Danao, Bohol	-	-	2,000.00	Bohol 2 <sup>nd</sup> DEO
4. Rehabilitation of Multi-purpose Building, Poblacion, San Miguel, Bohol	-	-	2,000.00	Bohol 2 <sup>nd</sup> DEO
5. Rehabilitation of Multi-purpose Building, Biabas, Ubay, Bohol	-	-	2,000.00	Bohol 2 <sup>nd</sup> DEO
6. Rehabilitation of Multi-purpose Building, Tipolo, Ubay, Bohol	-	-	2,000.00	Bohol 2 <sup>nd</sup> DEO
<b>B. Roads and Bridges</b>				
1. Rehabilitation of local Roads, Liberty, Bien Unido, Bohol	-	-	2,000.00	Bohol 2 <sup>nd</sup> DEO
2. Rehabilitation of Local Roads, Villa Milagrosa, San Vicente, Pres. C.P. Garcia, Bohol	-	-	3,000.00	Bohol 2 <sup>nd</sup> DEO
3. Rehabilitation of Local Bridge, Cambangay Norte, San Miguel, Bohol	-	-	2,000.00	Bohol 2 <sup>nd</sup> DEO
<b>C. Water Management</b>				
1. Construction of Waterworks System Level 3, Poblacion, Dagohoy, Bohol	-	-	3,000.00	Bohol 2 <sup>nd</sup> DEO
		<b>193,879.00</b>	<b>318,379.00</b>	

**Sector :** INFRASTRUCTURE DEVELOPMENT  
**Sub-sector :** Transport and Access  
**Agency :** Department of Public Works and Highways III (DPWH III)

# **I. Highlights of Accomplishment for CY 2013**

## **a. By Fund Source:**

Project Category	Programmed Amount (PhP'000) This Year	Total No. of Projects	Physical Status			
			Number of Projects			% Accomp.
			Completed	On-going	NYS	
DPWH Regular Projects	93,383.00	6	5	1	-	98.48%
Preventive Maintenance	939,937.00	2	2	-	-	100.00%
Tourism	146,500.00	3	2	1	-	97.61%
Water Supply/Retarding Basin/Rain Collectors & Sewerage	200.00	1	1	-	-	100.00%
Basic Education Facilities	15,033.00	9	-	-	-	100.00%
Water & Sanitation Facilities	12,885.00	28	-	28	-	59.06%
Health Facilities Enhancement Program	7,500.00	4	-	4	-	61.88%
Disaster Related Rehab. Projects - Intensity 7.2 Earthquake	41,457.50	6	1	5	-	27.58%
	<b>356,895.50</b>	<b>59</b>	<b>20</b>	<b>39</b>	<b>-</b>	<b>87.93%</b>

## **b. By Category:**

Project Category	Programmed Amount (PhP'000) This Year	Total No. of Projects	Physical Status			
			Number of Projects			% Accomp.
			Completed	On-going	NYS	
Roads, Highways & Bridges	316,277.50	16	10	6	-	90.30%
Flood Control & Drainage	5,000.00	1	-	1	-	15.00%
Water System	200.00	1	1	-	-	100.00%
Elementary School Buildings	11,320.00	16	5	11	-	83.60%
Secondary School Buildings	16,598.00	21	4	17	-	79.41%
Hospital and Health Centers	7,500.00	4	-	4	-	61.88%
<b>TOTAL</b>	<b>356,895.50</b>	<b>59</b>	<b>20</b>	<b>39</b>	<b>-</b>	<b>87.93%</b>

## II. A. DETAILED LISTING OF COMPLETED PROJECTS

PROJECT/CATEGORY/NAME/LOCATION	FUND SOURCE	APPRO. AMT. (P'000)	REMARKS
<b>DPWH CY 2013 Infrastructure Program</b>			
<b>A. Highways (Roads and Bridges)</b>			
1. Rehab/Strengthening of Madua Norte Bridge along Tagbilaran East Road	Reg. Infra CY '13	2,800.0	Completed- 05/07/13
2. Rehab/Strengthening of Pangdan Bridge 1 along Tagbilaran East Road	-do-	3,150.0	Completed- 05/22/13
3. Const. of Manaba Flood Control/River Control, Garcia-Hernandez	-do-	10,000.0	Completed- 06/30/13
4. Upgrading (asphalt-concrete) Loay Interior Rd, K0199+320-K0200+073	-do-	18,003.0	Completed- 08/22/13
5. Replacement of Permanent Bridge, Matin-ao Br.1 along Jct. (TER)-Jagna-Sierra Bullones Road	-do-	18,996.0	Completed- 12/31/13
6. Asphalt Overl, Loay Interior Rd, K0183+282-K0184+543 with exception	PVM CY '13	17,859.0	Completed- 06/30/13
7. Asphalt Overlay, Loay Interior Rd, K0172+346 - K0175+489 w/ exception	-do-	22,078.0	Completed- 11/27/13
8. Upgrading (gravel-concrete) Balilihan-Hanopol-Batuan Road (Batuan Section) K0046 + 640.40 - K0044 + 918	TOUR CY '13	46,500.0	Completed- 8/11/13
9. Rehab/Reconst/Upgrading of Damaged Nat'l. Roads, Jct. Dat-an-Carmen-Sierra Bullones-Pilar-Alicia Road, Bohol, Alicia Section K0087+334.60-K0087+884.79; K0088+947.36-K0086+450.22; K0088+969-K0093+540	TOUR CY '13	50,000.0	Completed- 08/24/13
10. Repair of Damaged Bridge Approaches at Sen. O.B. Clarin Bridge, Palo Bridge and Hinawanan Bridge along Tagbilaran East Road, Loay, Bohol	DRRP CY '13		Completed- 12/05/13
<b>B. Water System</b>			
11. Installation of tree (3) types of Rain Collector System Facilities: Guinacot ES, Guio-ang ES & Canhaway ES, Guindulman, Bohol	WSRBRS CY '13	200.0	Completed- 05/25/13
<b>C. Elementary School Buildings</b>			
12. Construction of 2CL, SB, Tambis ES, Guindulman, Bohol	BEF CY '13	1,187.0	Completed- 06/30/13
13. Construction of 2CL, SB, Bugang ES, Bilar, Bohol	-do-	1,237.0	Completed- 06/30/13
14. Construction of 2CL, SB, Bonifacio PS, Bilar, Bohol	-do-	1,272.0	Completed- 08/22/13
15. Construction of 2CL, SB, Lapu-lapu ES, Carmen, Bohol	-do-	1,227.0	Completed- 08/22/13
16. Construction of 3CL, SB, Tamboan ES, Carmen, Bohol	-do-	1,796.0	Completed- 08/22/13
<b>D. Secondary School Buildings</b>			
17. Construction of 1 CL, SB, La Hacienda NHS, Alicia, Bohol	BEF CY '13	738.0	Completed- 06/30/13
18. Construction of 3 CL, SB, Guinsularan HS, Carmen, Bohol	-do-	1,716.0	Completed- 08/23/13
19. Construction of 2 CL, SB, Faraon NHS, Jagna, Bohol	-do-	1,196.0	Completed- 08/23/13
20. Construction of 4CL, SB, Dimiao NHS, Dimiao, Bohol	-do-	4,664.0	Completed- 10/21/13

## B. DETAILED LISTING OF ON-GOING PROJECTS – All Funds

PROJECT/CATEGORY/NAME/LOCATION	FUND SOURCE	APPRO. AMT. (P'000)	REMARKS
<b>DPWH CY 2013 Infrastructure Program</b>			
1. Rehab/Reconst of Damaged Nat'l. Roads, Jct Dat-an - Carmen-Sierra Bullones-Pilar-Alicia Rd, K0074+002-K0076+108	Reg. Infra CY '13	40,434.0	On going- 96.50%
2. Rehab/Reconst of Damaged Nat'l. Roads, Jct Dat-an – Carmen-Sierra Bullones-Pilar-Alicia Rd, Pilar Section K0075+922-K0076+266.85; K0083+459-K0083+973.23; K0064+025.5-K0084+268.6	TOUR CY '13	50,000.0	On going- 93.00%
3. Repair of Settled Asphalt Pavement and Const. of Box Culvert at Loboc, Bohol	DRRP CY '13	5,307.5	On going- 18.00%
4. Major Repair by Shoring at Palo Bridge along Tagbilaran East Road, Loay, Bohol	-do-	7,720.0	On-going- 20.00%
5. Major Repair by Shoring at Hinawanan Bridge along Tagbilaran East Road, Loay, Bohol	-do-	7,720.0	On going- 25.00%
6. Major Repair by Shoring at Span 1 and 3 for Clarin Bridge along Tagbilaran East Road, Loay, Bohol	-do-	13,510.0	On-going- 30.00%
<b>B. Flood Control and Drainage</b>	-do-		
7. Repair of Panangatan River Control, Valencia, Bohol	-do-	5,000.0	Ongoing- 15.00%
<b>C. Elementary School Buildings</b>	-do-		
Const. of Water Sanitation Facilities (3 seaters w/ handwashing facilities & Septic Vault) at school buildings:			
8. Untaga ES, Alicia, Bohol	WSF CY '13	366.0	

PROJECT/CATEGORY/NAME/LOCATION	FUND SOURCE	APPRO. AMT. (P'000)	REMARKS
9. Putlongcam ES, Alicia, Bohol	-do-	366.0	On going – 67%
10. Buenasuerte ES, Pilar, Bohol	-do-	366.0	Clustered projects
11. San Roque ES, Mabini, Bohol	-do-	376.0	(Cluster 1)
12. Abaca ES, Mabini, Bohol	-do-	672.0	
13. Anoling ES, Candijay, Bohol	-do-	366.0	
14. Buctol ES, Jagna, Bohol	-do-	354.0	} On going – 70% (Cluster 2)
15. Tocdog ES, Loay, Bohol	-do-	351.0	
16. Bagumbayan ES, Pilar, Bohol	-do-	356.0	
17. Katipunan ES, Carmen, Bohol	-do-	672.0	} On going – 41% (Cluster 3)
18. Carmen West Central ES, Carmen, Bohol	-do-	356.0	
<b>D. Secondary School Buildings</b>			
Const. of Water Sanitation Facilities (3 seaters w/ handwashing facilities & Septic Vault) at school buildings:			
19 La Hacienda NHS, Alicia, Bohol	WSF CY '13	376.0	} On going – 67% (Cluster 1)
20. Cayacay HS, Alicia, Bohol	-do-	366.0	
21. San Roque NHS, Mabini, Bohol	-do-	662.0	} On going – 70% (Cluster 2)
22. San Jose HS, Mabini, Bohol	-do-	346.0	
23. Canhayupon NHS, Dimiao, Bohol	-do-	366.0	
24. Anda HS, Anda, Bohol	-do-	366.0	
25. Tabuan HS, Garcia-Hernandez, Bohol	-do-	366.0	
26. Garcia-Hernandez HS, Garcia-Hernandez, Bohol	-do-	346.0	} On going – 41% (Cluster 3)
27. Guinacot NHS, Guindulman, Bohol	-do-	356.0	
28. Mayuga NHS, Guindulman, Bohol	-do-	682.0	
29. Hinawanan NHS, Loay, Bohol	-do-	356.0	
30. Faraon NHS, Jagna, Bohol	-do-	662.0	
31. Katipunan NHS, Carmen, Bohol	-do-	1,284.0	
32. Quezon HS-Batuan NHS Annex, Batuan, Bohol	-do-	356.0	
33. Dusita HS, Sierra Bullones, Bohol	-do-	376.0	} On going – 68% (Cluster 1)
34. Bugsoc HS, Sierra Bullones, Bohol	-do-	662.0	
35. San Isidro Tech-Voc HS, Pilar, Bohol	-do-	356.0	
<b>E. Hospitals &amp; Health Centers</b>			
36. Expansion, Bilar RHU, Bilar	HFEP CY '13	2,000.0	On going – 45%
37. Expansion, Candijay Community Hospital, Candijay	-do-	2,000.0	On going – 68%
38. Expansion, Anda RHU, Anda	-do-	1,500.0	On going – 68%
39. Expansion, Guindulman RHU, Guindulman	-do-	2,000.0	On going – 68%

### III. Pictures



#### IV. Proposed FY 2014 Infrastructure Program

Program/Activities/Project	Scope of Work	Physical Target	Amount (P'000)
		<b>50.23</b>	<b>165,336.0</b>
<b>a. Assets Preservation of National Roads</b>		<b>1.11 km</b>	<b>18,805.0</b>
- Rehab./Reconst./Upgrading of Damaged Paved National Roads including drained based on Pavement Management System/ Highway Development & Management-4(HDM-4) (Intermittent Sections)-National Arterial			
1. Loay Interior Rd KO184+543 - KO185+000	Reconstruction PPCP 280mm	0.48 km	8,132.0
2. Tagbilaran East Rd (Tagbilaran - Jagna) KO175+123 - KO175+261	Reconstruction PPCP 280mm	0.14 km	2,338.0
3. Tagbilaran East Rd (Tagbilaran - Jagna) KO175+712 - KO176+000	Reconstruction PPCP 280mm	0.32 km	5,421.0
4. Tagbilaran East Rd (Tagbilaran - Jagna) KO212+108 - KO212+280	Reconstruction PPCP 280mm	0.17 km	2,914.0
<b>b. Assets Preservation of National Roads</b>		<b>2.30 km</b>	<b>48,078.0</b>
- Rehab./Reconst./Upgrading of Damaged Paved National Roads including drained based on Pavement Management System/ Highway Development & Management-4(HDM-4) (Intermittent Sections)-National Secondary			
1. Tagbilaran City - Corella - Sikatuna - Loboc Rd. KO023+515 - KO025+815	Reconstruction/ Rehabilitation	2.30 km	48,078.0
<b>c. Road upgrading (gravel to paved) based on Gravel Road Strategies, Traffic Benchmark for Upgrading to Paved Road Standard (HDM-4 Project Analysis) Intermittent Sections) - National Secondary</b>		<b>2.35 km</b>	<b>49,055.0</b>
1. Balilihan - Hanopol - Batuan Rd. KO040+555 - KO042+905		2.35 km	49,055.0
<b>d. Construction and Maintenance of Bridges along National Roads</b>		<b>44.47 Im</b>	<b>40,023.0</b>
- Replacement of Bridges (Temporary to Permanent)			
1. Calunasan Br. along Jct Dat-an Carmen-S. Bullones-Pilar-Alicia Rd	Replacement	22.27 Im	20,043.0
2. Malitbog Br. along Jct Dat-an Carmen-S. Bullones-Pilar-Alicia Rd	Replacement	22.20 Im	19,980.0
<b>e. Construction and Maintenance of Bridges along National Roads</b>		<b>- Im</b>	<b>5,175.0</b>
- Rehab/Reconst/Replacement/Retrofitting of Existing Permanent Bridges			
1. Pinganan Br. along Jct (LIR) Carmen-Sagbayan-Bacani Rd		- Im	5,175.0
<b>f. Construction and Maintenance of Bridges along National Roads</b>		<b>- Im</b>	<b>4,200.0</b>
- Major Repair/Maintenance of Existing Permanent Bridges			
1. Cabatang Br. along Tagbilaran East Rd (Tagbilaran-Jagna)		- Im	1,000.0
2. Clarin Br. along Tagbilaran East Rd (Tagbilaran-Jagna)		- Im	3,200.0



**Sector** : **INFRASTRUCTURE DEVELOPMENT**  
**Sub-sector** : **Transport and Access**  
**Agency** : **Philippine Ports Authority (PPA)**

## I. Highlights of Accomplishment for CY 2013

### A. Repair and Maintenance Projects


#### ➤ Carry-Over Projects:

#### 1. Repair of RO-RO Ramp, Pavement, Gate and Port Lighting System

Port of Tubigon, Tubigon, Bohol

Contract Cost : P 18,700,463.68

Date of Completion : March 18, 2013



#### 2. Repair of Port lighting System

Baseport and TMO's

Contract Cost : P 28,453,729.00

Date of Completion :




➤ **New Projects:**

**1. Underdeck and Underwater Investigation of Reinforced Concrete Piles and Slab**

Ports of Tagbilaran, Tubigon, Talibon, Tapal and Jagna, Bohol

Contract Cost : P 9,139,958.21

Date of Completion : October 9, 2013

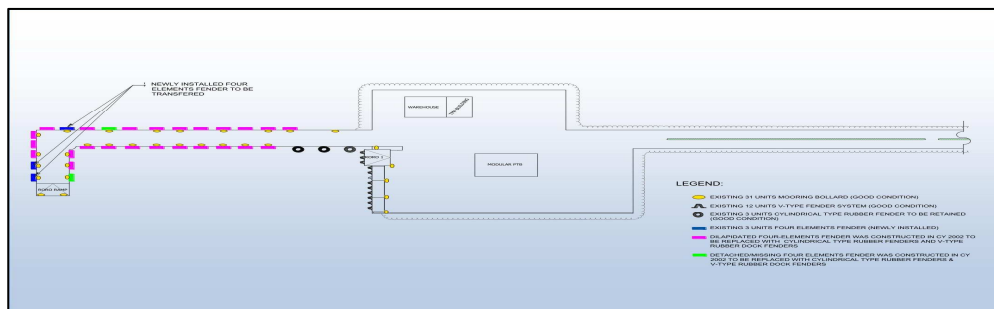


**2. Repair of Fendering System**

Port of Tubigon, Tubigon, Bohol

P.O.W. Cost : P 18,837,331.00

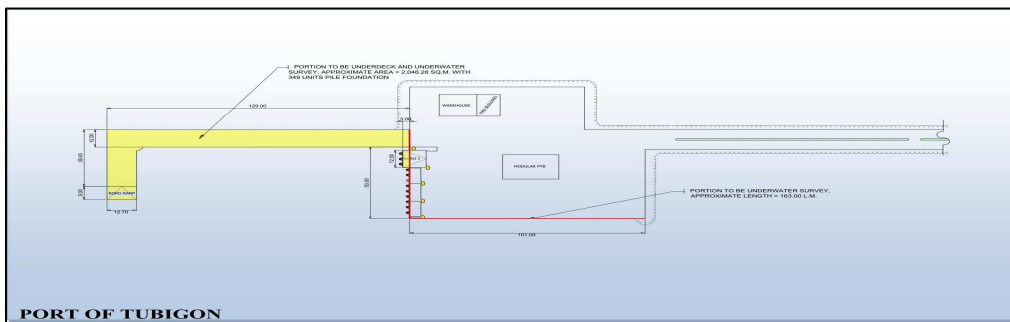
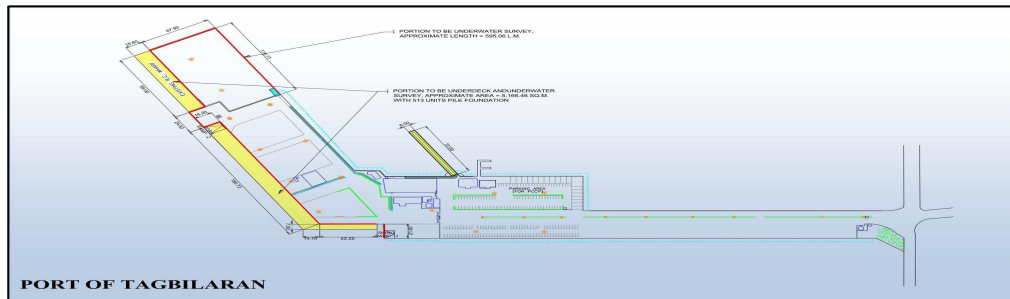
Status : Awarded to Luck-Well Construction  
Contract Documents on Legal Review at the District Office



**3. Emergency Underdeck & Underwater Investigation photography and Video of Reinforced Coincrete Piles Foundation, Deck Slab, & Rock Bulkhead caused by 7.2 Magnitude Earthquake on October 15, 2013**

Ports of Tagbilaran and Tubigon

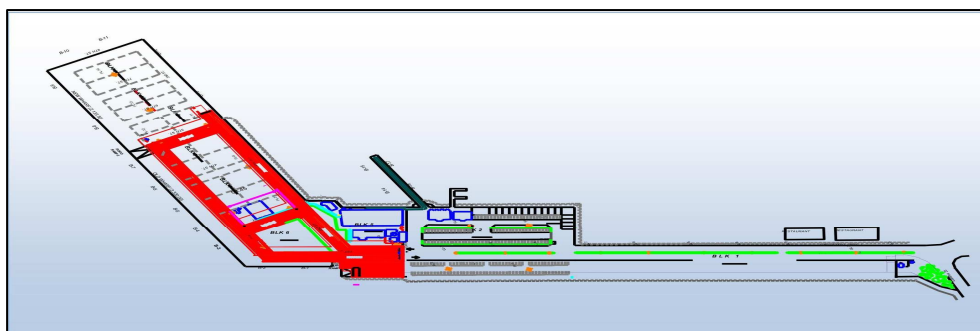
P.O.W. Cost : P 12,352,007.40  
Status : Awarded to NY Construction and Supply



**4. Emergency Repair of Damaged Service Access Road Network and Back-up Area Caused by 7.2 Magnitude Earthquake on October 15, 2013**

Port of Tagbilaran, Tagbilaran City

P.O.W. Cost : P 27,879,851.40  
Status : Awarded to IBC International Builders Corp.-  
CCM Construction Joint Venture



**B. Locally-Funded Projects**

➤ **Carry-Over Projects:**

**1. Maintenance Dredging/Excavation of Shallow Berth & Manuevering Areas**

Port of Tagbilaran, Tagbilaran City

Contract Cost : P 37,680,000.00  
Date of Completion : January 31, 2013

## 2. Construction of Back-up Area and Widening of Causeway

Port of Catagbacan, Loon, Bohol

Contract Cost : P 51,569,792.21  
 Status : 29.84%. Implementation of Project stopped due to the severe damage of the Port caused by October 15, 2013 Earthquake.

## 3. Construction of Passenger Terminal Building and Back-up Area

Port of Tubigon, Tubigon, Bohol


Contract Cost : P 69,998,850.11  
 Status : PTB or Bill No. 3 is fully suspended, back-up area or Bill No. 2 is being corrected implemented by Head Office.



## 4. Concrete Paving of Reclaimed Area (Open Storage Area)

Port of Tagbilaran, Tagbilaran City

Contract Cost : P 19,001,991.05  
 Status : Completed  
 Date of Completion : September 11, 2013



## ➤ Port Zone Delineation:

PORT ZONE DELINEATION INDICATOR CHART ( STATUS REPORT AS OF DECEMBER 25, 2013)													REMARKS		
NAME OF PORT	STAGE I (Plan Preparation)				STAGE II (PMO LEVEL)				STAGE III (RDC LEVEL)					STAGE IV Office of the President	APPROV ED PZD
	1	2	3	4	1	2	3	4	1	2	3	4			
PMO-Tagbilaran															
1. Tagbilaran					x									-	Coordination meeting was conducted with AGMO, City Mayor and LGU Officials on 23 December 2013 relative to the approval and indorsement of PPA's proposed Port Zone Delineation.
2. Talibon														x	- Approved per Executive Order No. 90 dated October 1, 2012.
3. Tubigon														x	- Approved per Executive Order No. 117 dated December 4, 2012.
4. Jagna														x	- Approved per Executive Order No. 88 dated October 1, 2012.
5. Catagbacan										x				-	PZD status/update has been requested thru Port District office per memo dated 06 July 2010.
6. Ubay														x	- Approved per Executive Order No. 104 dated December 4, 2012.
7. Getafe														x	- Approved per Executive Order No. 89 dated October 1, 2012.
8. Tapal, Ubay														x	- Approved per Executive Order No. 91 dated October 1, 2012.
9. Loay														x	- Approved per E.O no. 300 dated 29 Dec. 2000.
10. Albuquerque										x				-	Proposed PZD forwarded to District Office for indorsement to RDC per memo dated November 20, 2002. Devolved to LGU-Albuquerque. HMD conducted Hydro-Topo Survey on 3-7 Oct. 2008.
															Proposed PZD Survey project was awarded to JS Ungab Surveying Services. PZD Survey to be conducted as soon as Notice to Proceed will be served.
11. Clarin														x	- Approved per Executive Order No. 87 dated October 1, 2012.
12. Baclayan	x													-	Proposed PZD Survey project was awarded to JS Ungab Surveying Services. PZD Survey to be conducted as soon as Notice to Proceed will be served.
13. Maribojoc	x													-	Proposed PZD Survey project was awarded to JS Ungab Surveying Services. PZD Survey to be conducted as soon as Notice to Proceed will be served.
14. Bien Unido	x													-	Proposed PZD Survey project was awarded to JS Ungab Surveying Services. PZD Survey to be conducted as soon as Notice to Proceed will be served.

**List of PPA Ports Damaged By Bohol Earthquake  
Status Report as of February 10, 2014**

AFFECTED PORT	PORT LOCATION	ESTIMATED COST	REVISED COST	STATUS
<b>PMO Tagbilaran</b>				
Emergency Underdeck & Underwater Investigation, Photography & Video of Reinforced Concrete Piles Foundation, Deck Slab & Rock Bulkhead	Tagbilaran City	12,352,007.40	12,352,007.40	Awarded to NY Construction & Supply on Dec. 20, 2013. Contract Documentation at PDO-Visayas
Emergency Repair of Damaged Service Access Road Network and Back-up Area	Tagbilaran City	27,879,851.40	27,879,851.40	Awarded to IBC-International Builders Corp.-CCM Construction (Joint Venture) on December 20, 2013 Contract Documentation at PDO-Visayas
Emergency Provision of Temporary Administration Building (Prefab)	Tagbilaran City	6,873,058.00	6,873,058.00	Approved and Funded. BAC requested Authority from GM to procure the said project through Negotiated Procurement.
Emergency Repair of Damaged Rock Bulkhead along RC Wharf & RoRo Ramp 1	Tagbilaran City	24,751,790.00	24,751,790.00	Approved and funded. For bidding on February 11, 2014
Emergency Repair of Damaged Access Road Causeway and Bulkhead	Tagbilaran City	18,718,502.00	18,718,502.00	Approved POW was submitted to AGME by PDO per memo dated 09 January 2014.
Emergency Repair of Damaged Open Storage/Back-up Area	Tagbilaran City	21,568,053.00	21,568,053.00	Approved POW was submitted to AGME by PDO per memo dated 09 January 2014.
Emergency Repair of Damaged Container Yard/Back-up Area	Tagbilaran City	33,493,507.00	33,493,507.00	Approved POW was submitted to AGME by PDO per memo dated 09 January 2014.
Emergency Repair of Damaged Open Space, Parking Area and Rock Bulkhead along Access Road	Tagbilaran City	25,000,000.00	25,000,000.00	POW for Preparation
Emergency Underdeck Repair and Retrofitting of Damaged RC Wharf	Tagbilaran City	28,500,000.00	28,500,000.00	POW for Preparation
Emergency Repair of Damaged Dedicated Parking, Commercial Area and Bulkhead	Tagbilaran City	27,500,000.00	27,500,000.00	POW for Preparation
Demolition/Removal of Damaged PMO Administration Building, Welcome Center, Port Police Building and other Structures	Tagbilaran City	5,500,000.00	5,500,000.00	POW for Preparation
<b>Sub Total</b>		<b>232,136,768.80</b>	<b>232,136,768.80</b>	

AFFECTED PORT	PORT LOCATION	ESTIMATED COST	REVISED COST	STATUS
<b>TMO Tubigon</b>				
Emergency Underdeck Repair and Retrofitting of Damaged RC Pier	Tubigon, Bohol	26,500,000.00	26,500,000.00	POW for Preparation
Emergency Repair of Damaged Rock Bulkhead and PCCP	Tubigon, Bohol	12,500,000.00	12,500,000.00	POW for Preparation
Emergency Repair of Damaged Access Road Causeway	Tubigon, Bohol	37,694,595.00	37,694,595.00	Approved POW was submitted to AGME by PDO per memo dated 18 December 2013.
Emergency Repair of Damaged Open Storage/Back-up Area, RoRo Ramps, Retaining Wall and Rock Bulkhead	Tubigon, Bohol	27,675,778.00	27,675,778.00	Approved POW was submitted to AGME by PDO per memo dated 09 January 2014.
<b>Sub Total</b>		<b>104,370,373.00</b>	<b>104,370,373.00</b>	
<b>TMO Talibon</b>				
Emergency Repair of Damaged Port Facilities	Talibon, Bohol	35,000,000.00	35,000,000.00	POW for Preparation
<b>Sub Total</b>		<b>35,000,000.00</b>	<b>35,000,000.00</b>	
<b>TMO Jetafe</b>				
Emergency Repair of Damaged Port Facilities	Jetafe, Bohol	22,000,000.00	22,000,000.00	POW for Preparation
<b>Sub Total</b>		<b>22,000,000.00</b>	<b>22,000,000.00</b>	

AFFECTED PORT	PORT LOCATION	ESTIMATED COST	REVISED COST	STATUS
<b>TMO Catagbacan</b>				
Emergency Demolition and Disposal of Damaged R.C. Pier & Mooring Dolphin	Catagbacan, Bohol	6,000,000.00	5,952,450.00	The POW was revised by PDO-Visayas and was changed to CAPEX as per Memorandum dated 13 January 2014.
Emergency Repair of Damaged Access Road Causeway, Ro-Ro Ramps, Bulkhead and other Port Facilities	Catagbacan, Bohol	49,500,000.00	26,790,074.15	POW submitted to Head Office Manila thru PDO Visayas for approval and funding per memo dated 29 January 2014
Geotechnical Works for Proposed Rehabilitation of Catagbacan Port	Catagbacan, Bohol	10,000,000.00	10,000,000.00	POW for Preparation
<b>Sub Total</b>		<b>65,500,000.00</b>	<b>42,742,524.15</b>	
<b>Grand Total</b>		<b>459,007,141.80</b>	<b>436,249,665.95</b>	



**Sector** : INFRASTRUCTURE DEVELOPMENT  
**Sub-sector** : Transport and Access  
**Agency** : Civil Aviation Authority of the Philippines (CAAP)

**I. Data for number of Flights, Passengers and Cargoes for CY2013:**

	<b>Scheduled Airline</b>	<b>General Aviation</b>	<b>Military</b>
No. of Flights	2,550	502	137
No. of Incoming Passengers Adult (Infant)	183,080(4,200)	364(0)	284(no data)
No. of Outgoing Passengers Adult (Infant)	324,883(4,101)	184(0)	212(no data)
No. Cargoes Incoming (Kls)	2,718,101	400	No data available
No. Cargoes Outgoing (Kls)	795,608	No data	No data available

Source: CAAP

**II. List of projects and activities our office has undertaken:**

<b>PROJECTS</b>			
<b>Name of Projects</b>	<b>Project Cost</b>	<b>Date Implemented</b>	<b>Status</b>
Emergency Repair of Passenger Terminal Building	PhP 1,061,000.00	Nov. 14, 2013	Completed
Emergency Rehabilitation of CHB Perimeter Fence	PhP 1,125,000.00	Dec. 02, 2013	Completed
Construction of Breastfeeding Room With Kid's Play Area	PhP 280,000.00	Nov. 22, 2013	For launching
Resealing of Apron Joints & Repainting of Runway Day Markings	PhP 630,000.00	Aug. 02, 2013	Completed
Repair/Replacement of Runway Markers	PhP 100,000.00	Aug. 02, 2013	Completed
<b>ACTIVITIES</b>			
<b>Nature of Activity</b>	<b>Cost</b>	<b>Venue</b>	<b>Date</b>
Recurrency Training of Aircraft Rescue & Fire Fighting	PhP 118,000.00	Tagbilaran Airport	Nov. 19-23, 2013
Basic Aviation Security Training	PhP 132,000.00	JJ's Seafoods & Restaurant	Jul. 8-20, 2013
Pre-bidding Conference for the Procurement of Security Service for All Airports Under Area Center VII	PhP 60,000.00	Metro Center Hotel	Aug. 16, 2013



**III. Plans/programs for the calendar year 2014:**

- Obstruction Removal at Left Approach of Runway35 with a budget of Php 303,000.00.
- Vegetation Control on the Runway Strip of Tagbilaran Airport with a budget of Php 250,000.00.
- Implementation of Terminal Fee Increase from P75.00 to P100.00 effective June 01, 2014.
- Continuous Repair/Patching of Damaged Runway Surface.

**IV. Pictures:****BASIC AVIATION SECURITY COURSE  
JULY 8-20, 2013**

AERODROME RESCUE & FIRE FIGHTING COURSE  
NOVEMBER 18-23, 2013



DURING EARTHQUAKE

DAMAGED



RESTORED



**Sector : INFRASTRUCTURE DEVELOPMENT**

**Sub-sector : Transport and Access**

**Agency : Land Transportation Office I (LTO I)–Tagbilaran Branch**

**I. Accomplishment for CY 2013**

**a. Number of Vehicles Registered By Type**

Type	2012	2013
Bus	148	183
Trucks	2,071	2,307
Jeepneys/Uv	10,805	12,802
Trailer	167	231
Car/Suv	2,651	3,024
Motorcycle	30,576	35,025
Tricycle	2,963	3,181
<b>Total</b>	<b>49,381</b>	<b>56,753</b>

SOURCE: Land Transportation Office (Tagbilaran City)

**b. Number of Vehicles Registered By Ownership**

Type	2012	2013
Private	44,604	51,753
Government	615	382
Diplomat	-	-
Others(Hire)	4,162	4,618
<b>Total</b>	<b>49,381</b>	<b>56,753</b>

SOURCE: Land Transportation Office (Tagbilaran City)

**Sector : INFRASTRUCTURE DEVELOPMENT**

**Sub-sector : Transport and Access**

**Agency : Land Transportation Office II (LTO II) – Jagna Branch**

**I. Accomplishment for CY 2013**

**a. Number of Vehicles Registered by Type**

<b>Type</b>	<b>2012</b>	<b>2013</b>
Cars/Vans	3,413	2,748
Buses	113	68
Truck	861	540
Tricycles	585	524
Motorcycles	12,878	12,608
Others	29	14
<b>Total</b>	<b>17,879</b>	<b>16,502</b>

SOURCE: Land Transportation Office (Jagna Base)

**b. Number of Vehicles Registered By Ownership**

<b>Type</b>	<b>2012</b>	<b>2013</b>
Private	16,560	15,532
Government	133	110
Diplomat	NO TRANSACTION	
Others(Hire)	1,186	860
<b>Total</b>	<b>17,879</b>	<b>16,502</b>

SOURCE: Land Transportation Office (Jagna Base)

**Sector : INFRASTRUCTURE DEVELOPMENT**

**Sub-sector : Transport and Access**

**Agency : Land Transportation Office III (LTO III) – Talibon Branch**

## II. Accomplishment for CY 2013

### a. Number of Vehicles Registered by Type

Type	2012	2013
Cars/Vans	1,911	2,851
Buses	3	4
Truck	546	1,135
Tricycles	948	1,030
Motorcycles	11,262	10,548
Others	0	0
<b>Total</b>	<b>14,670</b>	<b>15,568</b>

SOURCE: Land Transportation Office (Talibon Base)

### b. Number of Vehicles Registered By Ownership

Type	2012	2013
Private	13,528	14,449
Government	60	64
Diplomat	0	0
Others(Hire)	1,082	1,055
<b>Total</b>	<b>14,670</b>	<b>15,568</b>

SOURCE: Land Transportation Office (Talibon Base)



**Sector : INFRASTRUCTURE DEVELOPMENT**

**Sub-sector : Communication**

**Agency : Bohol Law Enforcement and Communication Services (BLECS)**

---

**I. Accomplishment for CY 2013**

- Received 9,995 incoming messages (Gemini and Camp Dagohoy) and transmitted 12,115 messages



- Repaired 4 Antenna Units at Getafe, Duero, Pilar and Mayana, Jagna Repeater Station



- Repaired and checked-up 19 VHF radios and 10 power supplies brought to the Office's Shop



- Assisted concerned agencies during the 8 fire incidents in the city and in the different municipalities of the province.



**Sector : INFRASTRUCTURE DEVELOPMENT**

**Sub-sector : Water and Irrigation**

**Agency : Bohol Water and Utilities, Inc. (BWUI)**

---

## **I. Highlights of Accomplishment for CY 2013**

The following major projects were implemented and completed in CY 2011-2012:

1. Pipe-laying of lateral lines 2"Ø HDPE @ Taloto Interior – 500 meters
2. Pipe-laying of lateral lines 2"Ø HDPE @ Back of NIA – 300 meters
3. Revamped of 3"Ø PVC Distribution Line @ Dangoy St, Bool – 574 meters
4. Revamped of 2"Ø HDPE Distribution Line @ Candait, Dampas – 1,500 meters
5. Revamped of 2"Ø PVC Distribution Line @ beside church, Booy – 315 meters
6. Continued relocation of 4"Ø & 6"Ø Main Distribution Lines at JA Clarin St, affected by the DPWH Road Concreting & Widening Project
7. Painting of perimeter fence @ R3 Reservoir
8. Immediate repair on cracks noted of stem wall foundation of R2 Elevated Tank affected by 7.2 magnitude Earthquake that hit Bohol on October 15, 2013
9. Assisted the Municipalities of Cortes, Dauis, & Loon in the Troubleshooting & Repair of their respective Pumping Wells before & after the Earthquake
10. Replacement of Flow-meters at 7-BWUI Pumping Units

Presently BWUI has 12,415 active consumers and still is focused on its effort to reduce the Non-revenue Water (NRW) through the following regular programs annually:

1. Metering Program (671 defective meters replaced & 438 transferred to stub-out)
2. Stub-outing (98 stub-outs installed)
3. NRW Reduction Programs (repaired 230 leaks on transmission/distribution lines & 752 leaks on service lines)
4. Delinquency Campaign

As of December 2013 the net NRW has been decreased to 16.22% from 19.68% as compared to the same period in 2013. The recorded NRW is very much lower to the system loss of 20% agreed in the JVA. BWUI is committed further for the reduction of NRW in the coming years, by continuing the implementations of the above mentioned programs.

Please see attached "Monitoring Form 02" for the detailed list of scheduled programs in 2014, which are intended for the reduction of NRW.

## **II. Plans, Programs and Major Thrusts for the the Ensuing Year (CY 2014)**

Developing additional water sources is the main thrust of BWUI to cater the increasing water demand annually in its service area including PANGLAO. One, is by tapping the surface water at Ohan Spring in Lourdes, Cortes which is under BWUI's medium term Program, and other one is the ongoing study of Abatan River in Balilihan for its long term Program.

The proposed 10 MLD Ohan Water Treatment Plant (WTP) Project at Lourdes, Cortes, will commence upon approval by the Board hopefully within this year, 2014.

Attached are some pictures of the completed & ongoing projects or programs implemented by BWUI.

**III. Pictures:**

**Epoxy Injection @ R2 Elevated Tank**



**Pumping Unit Located @ Aliguay, Maribojoc, Bohol**





**Pumping Unit Located at Sitio Bokbok, Poblacion, Maribojoc, Bohol**



**Pumping Unit Located @ Fatima, Cortes, Bohol**



**Rehabilitation of 3'Ø PU-21 Transmission Lines along Dangoy St.**





**Sector : INFRASTRUCTURE DEVELOPMENT**

**Sub-sector : Water and Irrigation**

**Agency : Tagbilaran City Waterworks System**

---

### **I. MAJOR ACITIVITIES AND PROGRAMS FOR 2013**

- a. May 14, 2013, Installation of brand new 3 horse power submersible pump set in pumping station no. 1 located at Barangay Tiptip.
- b. April 30, 2013, Installation of brand new 3 horse power submersible pump set in pumping station no. 8 located at Barangay Tiptip.
- c. December 3, 2013, Installation of brand new 3 horse power submersible pump set in pumping station no. 8 located at Barangay Tiptip.
- d. November 25, 2013, Installation of brand new 3 horse power submersible pump set in pumping station no. 9 located at Barangay Bool.
- e. June 19, 2013, Installation of brand new 10 horse power submersible pump set in pumping station no. 17 located at Barangay Tiptip.
- f. April 24, 2013, Installation of brand new 3 horse power submersible pump set in pumping station no. 18 located at Barangay Tiptip.
- g. April 25, 2013, Installation of brand new 1 horse power submersible pump set in pumping station no. 19 located at Barangay San isidro.
- h. September 23, 2013, Installation of brand new 1 horse power submersible pump set located inside the City Hall Compound.
- i. Tapping of additional 74 new water concessionaires.

### **II. PRIORITY AREAS FOR ACTIO/PLANS/PROGRAMS FOR C.Y. 2014**

- a. Construction of 1.38 kilometers – 4"Ø PVC main distribution pipeline along Upper and Lower Salazar streets from proposed pumping station no. 23 to corner Ubuja Municipal road. Total amount of Php 1,063,142.00.
- b. Construction of pumping station no. 23 at Upper Salazar, Barangay Ubuja, Tagbilaran City. (Includes Drilling of borehole, installation of 8" G.I. casing, interlink fence, Electrical installation and water treatment facility, etc.). Total amount of Php 2,094,471.60.
- c. Construction of pumping station no. 24 at Sitio Casa, Barangay Tiptip, Tagbilaran City. (Includes Drilling of borehole, installation of 8"G.I. casing, interlink fence, Electrical installation and water treatment facility, etc.). Total amount of Php 2,247,413.60.
- d. Construction of concrete pump house, interlink fence and water treatment facility for 5 pumping stations damaged by October 15, 2013 7.2 magnitude earthquake.
- e. Construction of interlink Fence and water treatment facility for 13 pumping stations.
- f. Purchase of 3 units desk top computer. This is in preparation for the proposed plan of computerization of billing and collection system.

- g. Purchase of 2 units service vehicle (Multi-cab).
- h. Bulk water purchase.
  - Construction of 6"Ø PVC/HDPE Main distribution pipeline along Manga-Tiptip-Cabawan road (from sitio Casa, Tiptip to Manga Market) and along Carlos P. Garcia North Avenue (from Manga market to corner Pacifico Castillo Street). Total length of 3.76 kilometers.
  - Construction of 6"Ø PVC/HDPE Transmission pipeline from sitio Casa, Tiptip to reservoir no. 5, Uptown Housing project. Total length of 1.89 kilometers.
  - Construction of 6"Ø PVC/HDPE Main distribution pipeline along San Isidro – Cabawan road and Jacinto A. Clarin street (from Barangay Cabawan to Reservoir 3 and 4, Barangay Dao). Total length of 3.862 kilometers.
  - Construction of 6"Ø PVC/HDPE Main distribution pipeline from Reservoir no. 5 Uptown Housing Project to Corner Carlos P. Garcia North Avenue. Total length of 0.984 kilometers.

**Sector** : **INFRASTRUCTURE DEVELOPMENT**  
**Sub-sector** : **Water and Irrigation**  
**Agency** : **National Irrigation Administration**  
 (Regional Irrigation Office 7), Dao District, Tagbilaran City

### STATUS OF IRRIGATION DEVELOPMENT

PROVINCE OF BOHOL	TOTAL LAND AREA	POTENTIAL IRRIGABLE AREA	EXISTING SERVICE AREA	AREA FOR DEV'T.	% DEV'T.
CY 2008	411,730	40,800	19,024	21,776	46.63%
CY 2009	411,730	40,800	21,866	18,934	53.59%
CY 2010	411,730	40,800	22,098	18,702	54.16%
CY 2011	411,730	40,800	22,294	18,507	54.64%
CY 2012	411,730	40,800	23,189	17,612	56.83%
CY 2013	411,730	40,800	24,326	16,475	59.62%

### AREA ACCOMPLISHMENT IN HECTARES FOR CY 2013

PARTICULARS	TARGET ACCOMP.	ACTUAL ACCOMP	REMAINING	% ACCOMP.
NEW	981	862	119	87.87
RESTORED	99	51	48	51.52
REHAB	119	118	1	99.16



## ACCOMPLISHMENT REPORTS AS OF DECEMBER 31, 2013

Fund Source/Name of Project	Direct Cost	Released	Revised Phy'l Target			Actual Accomplishment						Status of Accomp. (%)	
		ASA	Area (has.)			Value	Expenses	Obligations	Area (has.)				
		(P'000)	(P'000)	New	Rest'n.	Rehab	(P'000)	(P'000)	(P'000)	New	Rest'n.	Rehab	Phy'l
CARRY OVER CY 2011 PROJECTS													
A. BOHOL PROVINCE													
1. RREIS FUND	45,312.976	46,578.710	15	0	438	45,312.976	42,451.018	46,578.710	15		438	100.00	91.14
2. LINE / VARIOUS PROJECTS													
a. Mabini-Cayacay SRIP	45,616.480	45,616.480	0	0	0	43,203.368	32,852.989	45,616.480	135			94.71	72.02
b. Upgrading of Malinao Dam	36,893.204	36,893.204		0	300	36,893.204	36,105.021	36,893.204		0	300	100.00	97.86
SUB-TOTAL BOHOL PROVINCE	127,822.660	129,088.394	15	0	738	125,409.548	111,409.028	129,088.394	150	0	738	98.11	86.30
CY 2012 PROJECTS													
BOHOL PROVINCE													
1. RREIS FUND	84,965.401	84,965.002	35	576	124	84,965.401	81,948.577	84,965.002	35	576	124	100.00	96.45
2. SIP FUND	122,653.600	122,653.601	530			99,025.774	74,380.213	122,653.601	470			80.74	60.64
3. LINE / VARIOUS PROJECTS													
a. Modification of Malinao Dam	45,630.000	45,630.000		0	0	45,630.000	45,630.000	45,630.000		180	0	100.00	100.00
b. Talibon SRIS Extn. Proj.	92,150.000	92,150.000	300			90,767.750	82,041.145	92,150.000	300			98.50	89.03
c. Bayongan-Capayas IS Improv't Proj.	46,075.000	46,075.000			400	45,922.953	44,572.955	46,075.000			400	99.67	96.74
d. Malinao IS Improv't Proj.	92,150.000	92,150.000			700	92,039.420	88,758.880	92,150.000			700	99.88	96.32
e. Mabini-Cayacay SRIP	46,075.000	46,075.000	300			41,112.723	28,865.988	46,075.000	210			89.23	62.65
4. ARISP 3	33,328.720	31,672.820	155			33,328.720	29,507.544	23,776.051	155			100.00	93.16
SUB-TOTAL BOHOL PROVINCE	563,027.721	561,371.423	1,320	576	1,224	532,792.740	475,705.302	553,474.654	1,170	756	1,224	94.63	84.74

Fund Source/Name of Project	Direct Cost	Released	Revised Phy'l Target			Actual Accomplishment						Status of Accompl. (%)	
		ASA	Area (has.)			Value	Expenses	Obligations	Area (has.)				
		(P'000)	(P'000)	New	Rest'n.	Rehab	(P'000)	(P'000)	(P'000)	New	Rest'n.	Rehab	Phy'l
ADDITIONAL CY 2012													
BOHOL PROVINCE													
1. RREIS FUND (CALAMITY FUND)	2,764.500	2,764.500	0	0	35	2,764.500	2,547.487	2,547.487	0	0	35	100.00	92.15
2. RREIS FUND (NEEDING CLEARANCE)	17,049.000	17,049.000	0	40	148	17,049.000	15,710.654	15,710.654	0	40	148	100.00	92.15
SUB-TOTAL BOHOL PROVINCE	19,813.500	19,813.500	0	40	183	19,813.500	18,258.140	18,258.140	0	40	183	100.00	92.15
CY 2013 PROJECTS													
BOHOL PROVINCE													
1. RREIS FUND	30,000.000	30,000.000	186	99	97	25,107.000	25,107.000	25,107.000	174	51	96	83.69	83.69
2. SIP FUND	70,000.000	70,000.000	496	0	0	64,911.150	60,744.513	60,744.513	471	0	0	92.73	86.78
3. NIS/CIS FUND	10,000.000	10,000.000	72	0	22	10,000.000	10,000.000	10,000.000	72	0	22	100.00	100.00
4. LINE/VARIOUS PROJECT													
a. Calunasan SRIP	27,645.000	27,645.000				8,158.040	5,600.877	27,645.000	0	0	0	29.51	20.26
b. Benliw SRIP	27,645.000	27,645.000				5,581.526	3,864.771	27,645.000	0	0	0	20.19	13.98
c. Talibon SRIS Extension Proj.	27,645.000	27,645.000	150	0	0	13,573.695	5,971.320	5,971.320	74	0	0	49.10	21.60
d. Bonotbonot SRIP	58,976.000	58,976.000				5,702.979	1,580.557	58,976.000	0	0	0	9.67	2.68
e. Mabini Cayacay SRIP	64,505.000	64,505.000				5,502.277	3,270.404	64,505.000	0	0	0	8.53	5.07
5. CONC. PAVEMENT/SOLAR DRYER	50,000.000	50,000.000	0	0	0	48,304.500	38,201.300	38,201.300	0	0	0	96.61	76.40
6. ARISP 3	20,555.372	20,555.372	77			18,936.382	17,465.359	17,465.359	71			92.12	84.97
SUB-TOTAL BOHOL PROVINCE	386,971.372	386,971.372	981	99	119	205,777.548	171,806.101	336,260.492	862	51	118	53.18	44.40

## SYSTEMS' OPERATION & MAINTENANCE STATUS

### NATIONAL IRRIGATION SYSTEMS

Name of System	Firmed-Up Service Area (ha.)	Irrigated Area (ha.)				C I	Benefited Area		ISF Amortization		C E	Equip. Rental (P'000)	Other Income (P'000)	Total Income (P'000)	Expenses		Total Expenses (P'000)	V I
		1st Crop/ Wet	2nd Crop/ Dry	Ratoon	Wet (ha.)		Dry (ha.)	Current (P'000)	Back (P'000)	PS (P'000)					MOOE (P'000)			
																%		
1. Malinao	P	4,740	3,600	3,500	800	167%	3,174	3,182	13,000	1,000	80.21%	600	400	15,000				
	A	4,000	3,492	3,452	834	194%	3,254	3,300	10,106.75	665.78	60.47%	448.12	142.37	11,363.01	4,461.34	2,189.20	6,650.54	1.71
	%	100%	97%	99%	104%		103%	104%	78%	67%		74.69%	36%	75.75%				
2. Bayongan	P	4,140	2,810	2,800	1,000	160%	2,186	2,545	11,000	700	91.17%	-	800	12,500				
	A	3,955	2,405	2,566	1,074	153%	2,376	2,544	9,314.29	438.21	74.25%	-	655.14	10,407.64	1,978.32	2,817.34	4,795.66	2.17
	%	96%	86%	92%	107%		109%	100%	84.68%	62.60%			81.89%	83.26%				
3. Capayas	P	1,160	680	700	420	155%	618	636	2,400	200	75.02%	-	550	3,150				
	A	1,160	680	680	422	154%	550	572	1,788.27	88.97	62.53%	-	39.16	1,916.40	345.32	434.58	779.90	2.46
	%	100%	100%	97%	100%		89%	90%	74.51%	44.48%				60.84%				
4. Talibon	P	1,000	400	570	200	117%	378	518	1,900	100	83.12%	-	-	2,000				
	A	1,000	416	462	203	108%	409	445	1,394.80	184.92	64.09%	-	0.50	1,580.22	-	220.46	220.46	7.17
	%	100%	104%	81%	102%		108%	86%	73.41%	184.92%				79.01%				
Total	P	11,040	7,490	7,570	2,420	158%	6,357	6,882	28,300	2,000	83.83%	600	1,750	32,650				
	A	10,115	6,993	7,160	2,533	165%	6,588	6,860	22,604.12	1,377.87	70.12%	448.12	837.16	25,267.27	6,784.98	5,661.58	12,446.56	2.03
	%	92%	93%	95%	105%		104%	100%	79.87%	68.89%		0.75	47.84%	77.39%				

#### LEGEND :

P - Program

A - Actual

CI - Cropping Intensity

CE - Collection Efficiency

VI - Viability Index

ISF - Irrigation Service Fee

PS - Personal Services

MOOE - Management Overhead Operating System

## SYSTEMS' OPERATION & MAINTENANCE STATUS

### COMMUNAL IRRIGATION SYSTEMS

SYSTEM/ PROVINCE		FIRMED-UP SERVICE AREA (HA)	OPERATIONAL AREA (HA)	IRRIGATED AREA (HA.)			CI %	BENEFITED AREA		3RD CROP/ RATOON (2013)	ISF/AMORTIZATION		CIS/CIP EQUITY (P'000)	EQUIPT. RENTAL (P'000)	OTHER INCOME (P'000)	TOTAL INCOME (P'000)	EXPENSES		TOTAL EXPENSES (P'000)	VI %
				1ST CROP DRY	2ND CROP/ WET	3RD CROP/ RATOON		1ST (HA)	2ND (HA)		CURRENT (P'000)	BACK (P'000)					PS (P'000)	MOOE (P'000)		
				%	%	%		%	%		%	%					%	%		
BOHOL	P	7,096	6,769	6,690	6,769	600	198%	6,690	6,769	600	1,700	500	10,000	1,000	200	13,400	555.00	130.00	685.00	
	A	7,096	6,769	6,704	6,769	700	200%	6,704	6,769	700	1,673.94	148.20	9,350.65	928.90	209.62	12,311.32	555.00	163.47	718.47	17.14
	%	100%	100%	100%	100%	117%		100%	100%	117%	98%	30%	94%	93%	105%	92%				

#### LEGEND :

P - Program

A - Actual

PS - Personal Services

VI - Viability Index

ISF - Irrigation Service Fee

MOOE - Management Overhead Operating System

## IMT PROGRAM ACCOMPLISHMENT AS OF 4<sup>TH</sup> QTR 2013

### IMTSS IMPLEMENTATION STATUS

AREA	Service Area	No of FBs	No of IAs	IMT model	Canal Length under IMT
Malinao	4,740	4,874	27	27	74.51
Bayongan	4,140	4,724	21	21	60.27
Capayas	1,160	1,159	6	6	23.7
Talibon	1,000	1,250	9	9	27.24
TOTAL	11,040	12,007	63	63	185.70



## EARTHQUAKE DAMAGES

Name of Project	Location	Nature/Description of Damage	Estimated Repair Cost
<b>BOHOL IMO</b>			
<b>1 Matabao CIS</b>	Tubigon		<b>3,000,000.00</b>
DAM		Cracks at the Diversion Dam	
CANAL AND CANAL STRUCTURES		Cracked Canal and Canal Structures	
PROTECTION DIKE		Damaged Protection Dike at the U/S & D/S portions of Diversion Dam	
<b>2 Cahayag CIS</b>	Tubigon		<b>3,000,000.00</b>
DAM		Landslides and Damaged Diversion Dam	
PROTECTION DIKE		Landslides at the D/S portion of Diversion Dam	
<b>3 Tubigon (Ilihan) CIS</b>	Tubigon		<b>2,000,000.00</b>
DAM		Cracks at the Tributary Diversion Works	
PROTECTION DIKE		Damaged Check Dam	
CANAL STRUCTURES		Damaged Protection Dike	
<b>4 Dorol CIS</b>	Balilihan		<b>1,000,000.00</b>
CHECK DAM		Damaged Canal Siphon	
CANAL LINING		Landslides/Cracks at the protection dike of the Check Dam	
PROTECTION DIKE		Cracks portions of Canal	
<b>5 Catugasan CIS</b>	Dimiao		<b>2,000,000.00</b>
CANAL STRUCTURES		Landslides slope protection part of canal	
CANAL LINING		Landslides/Cracked Canal Structures	
<b>6 San Isidro CIS</b>	Balilihan		<b>350,000.00</b>
DAM		Major landslides and Cracks portions of main canal	
CANAL STRUCTURES		Cracks at the Diversion Dam	
		Cracks at the Concrete Elevated Flume	

Name of Project	Location	Nature/Description of Damage	Estimated Repair Cost
<b>BOHOL IMO</b>			
<b>7 Tultugan CIS</b>	Calape		<b>550,000.00</b>
INTAKE		Cracks at the Intake	
CANAL STRUCTURES		Cracks at the Road Crossing	
CANAL LINING		Cracks portions of main canal	
<b>8 Sawang-Saguisi CIS</b>	Guindulman		<b>2,000,000.00</b>
DAM		Damaged at the D/S portion of the Diversion Dam	
<b>9 Canhaway CIS</b>	Guindulman		<b>1,500,000.00</b>
DAM		Damaged and cracks at the Diversion Dam protection wall	
<b>10 Madua-San Isidro CIS</b>	Duero		<b>1,000,000.00</b>
PROTECTION DIKE		Damaged protection dike at the Diversion Dam	
<b>11 Mambo-ol CIS</b>	Duero		<b>1,000,000.00</b>
CANAL		Landslides portion of main canal	
<b>12 Liboron CIS</b>	Calape		<b>1,000,000.00</b>
DAM		Cracks at the Diversion Dam, protection wall and intake	
<b>13 Tinangnan-Ubojan-Cabulihan CIS</b>	Tubigon		<b>5,000,000.00</b>
CANAL		Major landslides and cracks portions of canals	
CANAL STRUCTURES		Damaged Concrete Elevated Flume	
PROTECTION DIKE		Damaged Slope Protection along the canal	
<b>14 Villanueva CIP</b>	Tubigon		<b>500,000.00</b>
CANAL		Cracks portions of main canal	

Name of Project	Location	Nature/Description of Damage	Estimated Repair Cost
<b>BOHOL IMO</b>			
<b>15 Tangohay CIS</b>	Dimiao		<b>1,000,000.00</b>
DAM		Cracks at the retaining wall & landslides at the intake	
<b>16 Banban CIS</b>	Lila		<b>500,000.00</b>
DAM		Cracks at the Intake and Diversion Dam	
<b>17 Bonkokan Ubos CIS</b>	Lila		<b>500,000.00</b>
PROTECTION DIKE		Cracks at the protection dike along the main canal	
<b>18 Ilaya CIS</b>	Ubay		<b>300,000.00</b>
CANAL STRUCTURES		Cracks in the existing bench flume	
<b>19 Ilihan CIS</b>	Inabanga		<b>3,500,000.00</b>
DAM		Cracks of the Diversion Dam	
CANAL STRUCTURES		Damaged Canal Siphon	
CANAL		Cracks portions of canals	
<b>20 Bacani CIS</b>	Clarín		<b>3,000,000.00</b>
DAM		Damaged Check Dam	
CANAL STRUCTURES		Damaged Canal Siphon	
CANAL		Cracks portions of canals	
<b>21 Cambatuan (Calma) CIS</b>	Garcia Hernandez		<b>500,000.00</b>
DAM		Damage in the Diversion Protection Dike	
<b>22 Pinayagan CIS</b>	Tubigon		<b>1,000,000.00</b>
DAM		Damaged Diversion Dam	
<b>23 Tinangnan CIS</b>	Tubigon		<b>1,000,000.00</b>
CANAL STRUCTURES		Damaged Canal Siphon	
CANAL		Damaged Canal	
<b>24 Buga-ong-Cantuba CIS</b>	Buenavista		<b>2,000,000.00</b>
CANAL STRUCTURES		Cracks at the Concrete Elevated Flume	
CANAL		Cracks & Landslides at the Canals	
PROTECTION DIKE		Cracks at the Diversion Dam Protection Dike	



Name of Project	Location	Nature/Description of Damage	Estimated Repair Cost
<b>BOHOL IMO</b>			
25 Pamongbong CIS	Batuan		200,000.00
CHECK DAM		Cracks at the Check Dam	
26 Yanaya CIS	Bilar		200,000.00
DAM		Cracks at the Diversion Dam	
CANAL STRUCTURES		Cracks at the Concrete Elevated Flume	
27 Linsawan CIS	Anda		500,000.00
CHECK DAM		Cracks at the Check Dam	
28 Tabunok CIS	Guindulman		1,000,000.00
CANAL STRUCTURES		Landslides at the intake portion of the dam and Canal Structures	
29 Nahawan CIS	Clarín		1,000,000.00
CANAL STRUCTURES		Damaged Canal Structures (Canal Siphon)	
CANAL		Cracks portions of Canals	
30 Binogawan CIS	Catape		500,000.00
DAM		Cracks at the Diversion Dam	
31 Boho-Locob CIS	Catape		1,000,000.00
DAM		Cracks at the Diversion Dam and Damaged Side Slope Protection Wall Protection	
32 Mahangin-Cabigohan CIS	Guindulman		200,000.00
Canalization		Cracks portion of Canal	
33 Panangatan (Balingasaw)	Valencia		1,000,000.00
PROTECTION DIKE		Damaged Protection Dike	
CANAL LINING		Cracks portion of Canals	
<b>BOHOL IMO</b>			
34 Himatao CIS	Carmen		500,000.00
CANAL STRUCTURES		Cracks at the Concrete Elevated Flume	
CANAL LINING		Cracks portions of canals	
35 Busao CIS	Maribojoc		3,000,000.00
CANAL LINING		Major Damaged of Main Canal	
36 Sto. Rosario CIS	Antequera		4,000,000.00
CANAL LINING		Damaged portions of canals	
CANAL STRUCTURES		Damaged Canal Siphon	
SUBTOTAL			50,300,000.00
<b>REGIONAL OFFICE</b>			
1 Talibon SRIS	Talibon		2,300,000.00
SPILLWAY		Cracks of Spillway side slope at Dam Crest	
MAIN CANAL		Crack Portion of Main Canal and Siphon	
2 BIIS MALINAO AREA	Pilar		2,000,000.00
DAM		Damaged of Access Roads, Dam Embankment	
MARKER AT SPILLWAY		Cracks at Marker near Spillway	
SUBTOTAL			4,300,000.00

## II. Pictures







### III. Proposed Projects for CY 2014

#### LIST OF PROJECTS FOR CY 2014

PROJECT	MUNICIPALITY	BUDGET (In P'000)	AREA (ha)		
			NEW	RESTO	REHAB
BOHOL					
FIRST DISTRICT					
CLIMATE CHANGE					
1 Tubigon (Ilihan) SWIM	Tubigon	1,390			
NIS/CIS EXTENSION					
1 Liboron CIS	Calape	5,500	30		
LINE/VARIOUS PROJECT					
1 Calunasan SRIP	Calape	40,000			
EGPIP					
1 Bungahan PIP	Antequera	3,556	25		
SIP					
1 Celang (Danlasan CIP)	Antequera	4,000	25		
2 Busao-Agahay-Cabawan-Aliguay CIP	Maribojoc	12,000	48		
3 Pasong CIP	Calape	2,200	12		
4 Locob Left CIP	Calape	4,000	20		
5 Macaas - Buacao CIP	Tubigon	5,000	30		
TOTAL FIRST DISTRICT		77,646	190	-	-

#### LIST OF PROJECTS FOR CY 2014

PROJECT	MUNICIPALITY	BUDGET (In P'000)	AREA (ha)		
			NEW	RESTO	REHAB
<b>BOHOL</b>					
<b>SECOND DISTRICT</b>					
<b>CLIMATE CHANGE</b>					
1 Iliya SRIS	Ubay	1,100			
<b>INTSS</b>					
1 Bohol Integrated Irrigation System (Bayongan IS)	San Miguel, Ubay, Trinidad	1,441			
2 Bohol Integrated Irrigation System (Capayas IS)	San Miguel, Ubay	507			
3 Talibon Small Reservoir Irrigation System (TSRIS)	San Agustin, Balintawak, San Jose,	244			
<b>NIS/CIS EXTENSION</b>					
1 Bohol Integrated Irrigation System (Bayongan IS)	San Miguel/Ubay	36,836	130		
2 Bohol Integrated Irrigation System (Capayas IS)	Ubay	14,735	50		
3 San Vicente CIS	Dagohoy	1,425	10		
<b>LINE/VARIOUS PROJECT</b>					
1 Bonot-Bonot SRIP	Buenavista	50,000			
2 Benliw SRIP	Ubay	40,000			
<b>EGPIP ESTABLISHMENT OF GROUNDWATER PROJECT</b>					
1 Cansague Sur PIP	San Isidro	3,555	25		
<b>FSDE, FEASIBILITY STUDY AND DETAILED ENGINEERING</b>					
1 Northeast Basin Multipurpose Dam Proj.	Danao	11,320			
<b>SIP</b>					
1 Cagawasan SWIP	Dagohoy	4,000	25		
2 Sto. Nino CIP	Danao	10,000	55		
3 Caboy-Villaflor CIP	Clarín	2,000	11		
4 Ubay Stockfarm	Ubay	20,000	70		
<b>TOTAL SECOND DISTRICT</b>					

#### LIST OF PROJECTS FOR CY 2014

PROJECT	MUNICIPALITY	BUDGET (In P'000)	AREA (ha)		
			NEW	RESTO	REHAB
BOHOL					
THIRD DISTRICT					
INTSS					
1 Bohol Integrated Irrigation System (Malinao IS)	Pilar, Dagohoy, Alicia, Ubay, San Miguel	1,629			
NIS/CIS EXTENSION					
1 Casica CIS	Anda	3,000	27		
2 Cayaway CIS	Alicia	1,544	10		
3 BAC CIS	Bilar	3,757	15		
4 Roxas CIS	Bilar	1,200	8		
5 Sapa CIS	Candijay	1,425	10		
6 Villarcayo (Pangas) CIS	Carmen	5,000	25		
7 Napo CIS	Garcia Hernandez	1,474	10		
8 Mayana CIS	Jagna	9,600	42		
9 Tabunoc CIS	Mabini	3,684	20		
10 Banderahan CIS	Valencia	3,000	15		
LINE/VARIOUS PROJECT					
1 Mabini-Cayaway SRIP	Mabini	77,000			
SIP					
1 Pamonghong CIP	Batuan	3,000	15		
2 Bilar CIP	Bilar	8,400	44		
3 Kubi CIP	Pilar	24,800	130		
4 San Isidro CIP	Sierra Bullones	4,200	30		
5 La Victoria CIP	Valencia	2,000	10		
TOTAL THIRD DISTRICT			154,713	411	-
TOTAL BOHOL			429,522	977	-

**Sector : INFRASTRUCTURE DEVELOPMENT**

**Sub-sector : Water and Irrigation**

**Agency : BOHOL PROVINCIAL IRRIGATION OFFICE**

**PROVINCE OF BOHOL  
IRRIGATION DEVELOPMENT STATUS AND PROGRAM  
AS OF December 31, 2013**

<b>A. STATUS:</b>	<b>Area</b> (Hectares)	<b>Percentage</b> (%)
1. Total Land Area of the Province of Bohol	411,726	
2. Arable Land Area	256,400	
3. Riceland Area	24,326	
4. Potential Irrigable Area	40,800	
5. Firmed-up Service Area of existing Communal Irrigation Systems and 4 National Irrigation Systems, Other Government Agency and Private Irrigation System	<b>24,326</b>	
<b>6. Irrigation Development Status</b>		<b>59.62 %</b>
<b>B. Existing Development:</b>	<b>Program</b>	<b>Actual</b>
<b>Category</b>		<b>Percentage</b> (%)
1. Communal Irrigation System (CIS)	7,096	7,096
2. National Irrigation System (NIS)		
a. Capayas Irrigation System	1,160	1,160
b. Bohol Irrigation System- Stage I (Malinao)	4,740	4,000
c. Bohol Irrigation System- Stage II (Bayongan)	4,140	3,955
d. Talibon Small Reservoir Irrigation System	1,000	1,000
3. Other Government Agency and Private Irrigation System		
<b>TOTAL for B</b>	<b>24,326</b>	<b>59.62%</b>
<b>C. PROGRAM:</b>	<b>Program</b>	<b>Actual</b>
1. Communal Projects		
a. Small Reservoir Irrigation Projects (SRIP)		
• Mabini-Cayacay	-	-
• Bonotbonot	-	-
• Talibon SRIP Ext.	150	74
b. Repair/Rehab. of Existing Irrigation System (RREIS)	186	174
c. Small Irrigation Project (SIP)	496	471
d. ARISP 3 (Agrarian Reform Infrastructure Support Project)	77	71
e. NIS/ CIS Extension	72	72
2. Other Agencies/ Private		
<b>TOTAL for C</b>	<b>16,474</b>	<b>40.38</b>
<b>OVERALL</b>	<b>40,800</b>	<b>100%</b>

Source: NIA



**Sector : INFRASTRUCTURE DEVELOPMENT**

**Sub-sector : Power and Energy**

**Agency : BOHECO I**

**I. STATUS OF ELECTRIFICATION (As of December 31, 2013)**

No.	Municipality	Potential House Connection	Total House Connection	In %	Total Members	Numbers of Barangays	Energized Barangays	In %
1.	Albuquerque	2,700	2,457	91	2,437	11	11	100
2.	Antequera	4,300	3,748	87	4,061	21	21	100
3.	Baclayon	5,100	4,664	91	4,630	17	17	100
4.	Balilihan	4,800	4,069	85	4,390	31	31	100
5.	Batuan	3,200	2,897	91	3,176	15	15	100
6.	Bilar	4,200	4,039	96	3,831	19	19	100
7.	Calape	9,000	8,650	96	8,710	33	33	100
8.	Carmen	11,000	10,597	96	10,476	29	29	100
9.	Catigbian	5,600	4,882	87	5,183	21	21	100
10.	Clarín	5,600	5,333	95	5,129	24	24	100
11.	Corella	2,400	2,193	91	2,139	8	8	100
12.	Cortes	4,400	4,037	92	3,699	14	14	100
13.	Dauis	11,000	10,111	92	10,170	12	12	100
14.	Dimiao	4,300	3,362	78	3,839	35	35	100
15.	Inabanga	10,100	9,361	93	9,859	50	50	100
16.	Lila	3,000	2,725	91	2,566	18	18	100
17.	Loay	4,700	4,585	98	4,179	24	24	100
18.	Loboc	4,400	3,848	87	3,901	28	28	100
19.	Loon	11,200	10,799	96	10,461	67	67	100
20.	Maribojoc	5,400	5,257	97	5,296	22	22	100
21.	Panglao	8,100	8,020	99	6,745	10	10	100
22.	Sagbayan	5,900	5,554	94	5,251	24	24	100
23.	San Isidro	2,700	2,357	87	2,417	12	12	100
24.	Sevilla	2,700	1,918	71	2,499	13	13	100
25.	Sikatuna	2,000	1,539	77	1,688	10	10	100
26.	Tubigon	12,800	12,253	96	10,642	34	34	100
<b>TOTAL</b>		<b>150,600</b>	<b>139,255</b>	<b>92</b>	<b>137,374</b>	<b>602</b>	<b>602</b>	<b>100</b>

Source: BOHECO I

**NOTE:** October 15, 2013 earthquake had destroyed 53,927 residential houses based on the Provincial Disaster Risk Reduction Management Council report as of October 31, 2013 with 13,998 totally damaged and 39,929 partially amaged.

Restored connections from October 21 to December 31, 2013 - 1,015  
 Actual House Connections as to December 31, 2013 - 126,272

**1. System Loss:**

CY 2013 6.05%

**2. Energy Sales :**

CY 2013 120,664,461 kwh

3. Collection Efficiency :

CY 2013      100%

4. Average P/kwh:

CY 2013      Residential : 8.654

Commercial:

8.0236 Small Commercial

7.7264 Large Commercial

II. Pictures:



69 KV Line construction from Dipatlong, Maribojoc to Catagbacan, Loon Proposed 5-MVA Substation



Repair of the JHEP headrace being damaged by the October 15, 2013 earthquake  
Damaged structures of the JHEP headrace



**III. Priority Areas for Actions/ Plans/ programs for CY 2014**

1. Installation of Catagbacan, loon 5-MVA Substation
2. Construction of the 69 KV transmission line from Dipatlong, Maribojoc to Catagbacan
3. SCADA installations on six (6) substations
4. Power restoration to earthquake victims
5. Rehabilitation of Janopol Hydro-electric Plant
6. Energization of Cabilao Submarine Cable Interconnection Project
7. District Elections in Districts 5, 4 and 8 on February 23, 2014, march 9, 2014 and March 23, 2014 respectively

**Sector : INFRASTRUCTURE DEVELOPMENT**

**Sub-sector : Power and Energy**

**Agency : BOHECO II**

**I. Status of Electrification (As of December 31, 2013)**

No.	Municipality	Potential House Connection	Total House Connection	In %	Total Members	Numbers of Barangays	Energized Barangays	In %
1.	Alicia	4,389	4,479	102	4,296	15	15	100
2.	Anda	3,388	3,615	107	3,430	16	16	100
3.	Bien Unido	2,221	2,361	106	2,282	15	13	100
4.	Buenavista	4,472	3,365	75	3,452	35	35	100
5.	Candijay	6,184	6,436	104	5,887	21	21	100
6.	C.P.G. Island	3,372	2,728	81	3,045	23	22	100
7.	Dagohoy	3,000	3,302	110	3,499	15	15	100
8.	Danao	3,189	2,578	81	2,707	17	17	100
9.	Duero	3,394	4,175	123	3,906	21	21	100
10.	G-Hernandez	3,989	5,708	143	5,266	30	30	100
11.	Getafe	3,876	3,101	80	3,445	24	24	100
12.	Guindulman	5,804	7,710	133	7,078	19	19	100
13.	Jagna	6,258	9,567	153	8,349	33	33	100
14.	Mabini	5,741	5,353	93	5,168	22	22	100
15.	Pilar	4,782	4,580	96	5,061	21	21	100
16.	San Miguel	4,363	4,424	101	4,346	18	18	100
17.	Sierra Bullones	5,291	5,110	97	5,004	23	23	100
18.	Talibon	8,504	10,318	121	8,973	25	21	100
19.	Trinidad	5,121	5,119	100	5,050	20	20	100
20.	Ubay	12,286	13,591	111	12,178	45	45	100
21.	Valencia	4,529	5,488	121	4,832	35	35	100
<b>TOTAL</b>		<b>104,153</b>	<b>113,108</b>	<b>109</b>	<b>107,254</b>	<b>493</b>	<b>486</b>	<b>100</b>

Source: BOHECO II

**1. System Loss:**

CY 2013 10.41%

**2. Energy Sales :**

CY 2013 73,087,659.70 kwh

**3. Collection Efficiency :**

CY 2013 98%

**4. Average P/kwh:**

CY 2013 Residential 9.0251  
Commercial 7.9803

**II. List of Completed Programs for CY 2013**

1. Ongoing Sitio Electrification Project
2. District VII Election on July 20, 2013 comprising three (3) towns: Dagohoy, San Miguel and Danao.
3. District III Election on July 27, 2013 comprising two (2) towns: Guindulman and Anda
4. Launching of PREPAID/POSTPAID KWhr meters at Biabas, Ubay, Bohol on September 5, 2013
5. Ground Breaking Ceremony of the proposed 10 MW Solar PV Plant at Nueva Esperanza, Bien Unido, Bohol on September 21, 2013.
6. Assits relief goods distribution provided by SAMELCO II ans DORELCO employees to the victims of October 15, 2013, 7.2 Magintude Earthquake hits Bohol together with the BOHECO II Employees on October 22, 2013
7. Task Force Kapatid operation by the BOHECO II the selected technical personnel to the November 8, 2013 typhoon-Yolanda victims from November 15, 2013 period

**III. Priority for Action and Programs for CY 2014:**

1. On-going Sitio Electrification Project (SEP)
2. District II Election of January 11, 2014 comprising two (2) towns: Jagna and Duero
3. District Election on January 18, 2014 comprising three (3) towns: Alicia, Mabini and Candijay
4. Driver's Improvement Seminar on February 12 & 13, 2014

**Sector : INFRASTRUCTURE DEVELOPMENT**

**Sub-sector : Power and Energy**

**Agency : BOHOL LIGHT COMPANY, INC. (BLCI)**

## I. Status of Electrification (As of December 31, 2013)

Municipality	Potential House Connection	Total House Connection	%	Total Members	No. of Barangay	Brgy. Energized	%
Tagbilaran City	18,313	18,313	100	N/A	15	15	100%

1. **System Loss** : 6.44 %
2. **Energy Sale** : 95,116,382.49 kwh
3. **Energy Purchased** : 102,861,869.00 kwh
4. **Average P/ kwh** : Residential - P 7.78/kwh  
Commercial - P 7.67/kwh
5. **Collection Efficiency**: 101.60 %

## II. Detailed List of Dev't Programs/Projects for CY 2013

DESCRIPTION OF PROJECT	Actual Expense/Budget	Notes
<b>I. TO BE FUNDED BY BLCI:</b>		
<b>Distribution Plant</b>		
<b>Land &amp; Land Rights</b>		
Acquisition of lot for add'l substation & poleyard	10,400,017	<i>On progress, selection process, carried over in 2014</i>
<b>Poles, O.H. Conductors &amp; Devices</b>		
Upgrading of 3 phase primary line from Yakimico to Circumferential Road along J. Go St and M. Parras Extension	730,046	<i>Completed</i>
Upgrading from 4 ACSR to 2/0 ACSR Secondary Lines road along Rene Yap residence Tamblot Area	58,002	<i>Completed</i>
Replacement of Rotten Poles (FA-3, FB-16, FC-15, FD-7, FE-0, FF-0)	610,469	<i>Completed - condition base</i>
Upgrading of Secondary Line at Magsaysay St.	122,148	<i>Completed</i>
Extension of 7 spans 2/0 ACSR new secondary lines beside Victoria Mem. park., Basak Taloto.	147,711	<i>ROW concerns, carried over in 2014</i>
Extension of Secondary Lines 6- spans at Purok 5, along the road to Tunhai Subdivision	82,740	<i>Completed</i>



DESCRIPTION OF PROJECT	Actual Expense/Budget	Notes
Extension of Secondary Lines 6- spans along Sanchez Street, Mansasa	81,444	<i>Completed</i>
Extension of secondary lines 5-spans along Pandan Street, Manga	78,203	<i>Completed</i>
Installation of Fault Indicator	201,482	<i>Completed</i>
Feeder Backbone Interconnection at End	1,397,390	<i>Completed</i>
Other residual distribution line projects, improvement of distribution reliability and secondary lines	478,829	<i>On progress in coordination with CEO projects</i>
<b>Sub-total</b>	<b>3,988,465</b>	
<b>Line Transformers(Common)</b>	<b>2,061,251</b>	<i>Completed</i>
<b>Power Conditioning Equipment</b>	<b>847,039</b>	<i>Completed</i>
<b>Meters</b>	<b>3,848,387</b>	<i>some consumer meter are sched for replacement</i>
<b>TOTAL CAPEX FUNDED BY BLCI FOR DIST. PLANT</b>	<b>21,145,158</b>	
<b>General Plant</b>		
<b>Structures &amp; Improvements</b>	-	
Construction of BLCI Annex Building	5,036,076	<i>Will start upon completion of lot purchase, carried over</i>
Acquisition of Furnitures & Eqpt for Annex Bldg.	398,981	<i>Will start upon completion of building, carried over</i>
Transportation Equipment		
Acquisition of Man lift Truck	843,245	<i>in-lieu for purchase of SS battery chargers due to urgency</i>
Tools, Shop & Garage Equipment	-	
Acquisition of Chicago Grips (FD,FC,FB,MAI)	2,811	<i>On progress</i>
Laboratory Equipment		
Replacement of Current Logger	92,757	<i>Completed</i>
Replacement of Clamp Meter (FD,FC,FA) IN LIEU WITH SCOPE	14,253	<i>Completed</i>
Acquisition of Multitester	9,695	<i>Completed</i>
Information Systems Equipment		
Replacement Computers/Servers with Peripherals	354,490	<i>Completed</i>
Communication Equipment	-	
Acquisition of Handheld radio (FD,2-TS,FA, FB)	22,487	<i>Completed</i>
Acquisition of Base Radio for Dampas SS (FA)	30,000	<i>Completed</i>
Matl, Supplies Including Spares		
Spares by TS (69kv LA, PT, CT, CB, DS, 13.8kv capacitors, protection relay)	796,018	<i>Completed</i>
Spares by Maint (69KV Poles & Insulators, 13.8kv Poles & cables)	758,090	<i>Completed</i>
Spares by Shift Operation (cut-out, LA/hot stirrup)	137,726	<i>Completed</i>
	<b>1,691,834</b>	
<b>TOTAL CAPEX FUNDED BY BLCI FOR GENERAL PLANT</b>	<b>8,496,630</b>	
<b>TOTAL FUNDED BY BLCI</b>	<b>29,641,788</b>	

DESCRIPTION OF PROJECT	Actual Expense/Budget	Notes
<b>II. TO BE FUNDED BY CUSTOMERS' DEPOSIT</b>		
<b>Distribution Plant</b>		
Line Transformers(Dedicated)	4,011,289	Completed - consumer driven
Poles, O.H. Conductors & Devices	-	
Poles, O.H. Conductors & Devices	656,985	Completed - consumer driven
<b>TOTAL CAPEX FUNDED BY CUSTOMER'S DEPOSIT</b>	<b>4,668,274</b>	
<b>TOTAL 2013 CAPEX APPROVED BUDGET</b>	<b>34,310,062</b>	
<b>I. BLCI CARRIED OVER PROJECTS:</b>		
<b>Poles, O.H. Conductors &amp; Devices</b>		
Upgrading of Feeder Charlie Backbone fr Poblacion S/S to APC	1,851,557	On progress in coordination with DPWH project
Residual Distribution Projects Carry Over 2012		
Extension of Secondary Lines at Sitio Antipolo	50,735	ROW concern
Extension of Secondary Line from JA Clarin to Gonzaga's Res along Cajes Compound	42,000	ROW concern
Road widening project from cor. Jose Go st., to Banat-I & Ligason st.	60,000	On progress in coordination with CEO project
<b>TOTAL CARRIED OVER 2012 CAPEX PROJECTS</b>	<b>2,004,292</b>	
<b>GRAND TOTAL</b>	<b>36,314,354</b>	

### III. Plans, Programs and Targets for the Ensuing Year CY2014

DESCRIPTION OF PROJECT	Location	Target	Appropriation	Fund Source
		Beneficiaries		
<b>I. TO BE FUNDED BY BLCI:</b>				
<b>Distribution Plant</b>				
Land & Land Rights	Tagbilaran city	Tagbilaranons	-	BLCI
Structures & Improvements	Tagbilaran city	Tagbilaranons	-	BLCI
Information Systems Equipment	Tagbilaran city	Tagbilaranons	-	BLCI
Station Equipment	Tagbilaran city	Tagbilaranons	-	BLCI
Poles, O.H. Conductors & Devices	Tagbilaran city	Tagbilaranons	3,367,177	BLCI
Line Transformers(Common)	Tagbilaran city	Tagbilaranons	3,103,453	BLCI

DESCRIPTION OF PROJECT	Location	Target	Appropriation	Fund Source
		Beneficiaries		
Power Conditioning Equipment	Tagbilaran city	Tagbilaranons	294,754	BLCI
Meters	Tagbilaran city	Tagbilaranons	4,230,135	BLCI
<b>General Plant</b>				
Land & Land Rights	Tagbilaran city	Tagbilaranons	-	BLCI
Structures & Improvements	Tagbilaran city	Tagbilaranons	-	BLCI
Office Furniture & Equipment	Tagbilaran city	Tagbilaranons	-	BLCI
Transportation Equipment	Tagbilaran city	Tagbilaranons	286,103	BLCI
Tools, Shop & Garage Equipment	Tagbilaran city	Tagbilaranons	12,767	BLCI
Laboratory Equipment	Tagbilaran city	Tagbilaranons	-	BLCI
Information Systems Equipment	Tagbilaran city	Tagbilaranons	332,706	BLCI
Communication Equipment	Tagbilaran city	Tagbilaranons	23,538	BLCI
Matl, Supplies Including Spares	Tagbilaran city	Tagbilaranons	2,830,349	BLCI
<b>II. TO BE FUNDED BY CUSTOMERS' DEPOSIT</b>				
<b>Distribution Plant</b>				
Line Transformers(Dedicated)	Tagbilaran city	Tagbilaranons	4,118,551	Customer Deposit
Poles, O.H. Conductors & Devices	Tagbilaran city	Tagbilaranons	721,580	Customer Deposit
<i>Sub-total, Funded by Customers</i>			4,840,131	
<b>GRAND TOTAL 2013 CAPEX PROJECTS</b>			<b>19,321,113</b>	

**Sector : INFRASTRUCTURE DEVELOPMENT**

**Sub-sector : Communication**

**Agency : PHILIPPINE POSTAL CORPORATION (PHILPOST)**

---

**I. Accomplishment for CY 2013:**

- a. Bohol Postal District for CY 2013:
  - General Fund (GF) Collections - Php 14,256,437.24
  - Money Order Fund Issuances - Php 4,298,759.50
  - CCT/ 4Ps - 71,590 paid beneficiaries in selected towns of Bohol
- b. For CY 2013, Our Office implemented the Rationalization Program, EO 366. From 150 personnel in 2012 it was trimmed down to 97 in 2013, actual approved plantilla positions is 101.
- c. Philpost is a partner with DSWD in their program of alleviating the poor through 4Ps or CCT payouts in selected towns of Bohol.

**II. Plans and Programs for CY 2014:**

- 1. Marketing on traditional postal products and services – letters and money order.
- 2. Marketing on new products such as accepting bill payments on SSS, Pag-ibig, Globe, Smart and other entities through Bayad Center; already accepting Philhealth payments in the City and throughout Bohol province.

## Office Accomplishments by Development Sector

# ENVIRONMENT MANAGEMENT SECTOR





## SUMMARY

### Environment Management Sector

Pursuant to the provisions of the updated Bohol Environment Code, the Provincial Government is mandated to institute measures to protect, conserve and enhance the province's existing forest and other natural resources and to adopt strategies that would hasten the restoration of lost ecological resources as well as the diminishing biodiversity in order to address the escalating problem on water degradation and climate change in the local scenario in coordination with national government agencies, the civil society and the private sector. The province of Bohol has its vision to perpetuate its "ecological soundness" to maintain its status as the eco-cultural tourism destination in the region.

However, disasters both natural or human-induced hit the country regularly that results in the disruption and destruction of both life and property. Specific to the Bohol Island, natural disasters such as typhoons, earthquakes, storm surges and flood occur because of its geographic location and characteristics. The recent 7.2M earthquake is the most destructive that hit the Province in recent history. The Bohol Earthquake disaster brought together Government agencies and humanitarian aid agencies to support disaster affected populations in the province. Assistance from the various sectors provided relief to disaster survivors and prevented further deterioration of their situation. The PDRRMC, with the support from the humanitarian community, has been responsible for coordinating emergency response and developing early recovery responses.

The Government led the formation of several clusters to attend to specific needs of the affected while the UN, INGOs, LNGOs, local businesses and other organizations supported the process and augmented government resources. Seven weeks after the disaster, recovery efforts and plans are being developed that will be implemented in the coming weeks. Meanwhile, progress reports and initial learning exercises indicate that much has been achieved during the 1-month period of emergency response.

However, there is now a need to augment on-going emergency assistance operations by building on humanitarian programmes, to ensure that their inputs become assets for recovery and longer-term development. More so, the recent earthquake highlighted the need to review and update the current DRRM plans, that would further enhance the capacities of local government units for early recovery and to respond and manage future disasters.

One of the five priority programs of the Department of Environment and Natural Resources, including geo-hazard mapping and assessment, cadastral survey, Adopt-An-Estero, and *Linis Hangin*, the National Greening Program (NGP) has been implemented for three years now starting from its official launch by President Benigno Simeon C. Aquino III in May 2011. In line with the six objectives of NGP, namely: (1) poverty reduction, (2) sustainable management of natural resources, (3) provision of food, goods, and services, (4) promotion of public awareness and instilling social and environmental consciousness on the value of forests and watersheds, (5) enhancement of positive values among the youth and other partners, (6) and consolidation and harmonization of all greening efforts of the government, civil society, and the private sector, the Program aims on the reduction of carbon emissions

and climate change mitigation as a way of dealing with extreme weather events and other impacts of global warming.

Under the Forest Management Services (FMS) Sector, a total of 5,248 hectares were planted with various commodities either for protection or production purposes. Under the supervision of the Forest Management Sector (FMS), rattan, bamboo, mangrove and tree species for timber and fuelwood were planted. Likewise, industrial crops such as coffee, cacao, rubber and fruit-bearing tree species were planted primarily for production. This is in response to the convergence initiative among the Department of Agriculture (DA) and Department of Agrarian Reform (DAR) to plant half of the targeted number of trees using agro-forestry tree species. In urban areas, forest and fruit-bearing tree species were planted. Under the supervision of the Ecosystems Research and Development Sector (ERDS), indigenous and fruit-bearing tree species were planted particularly within protected areas.



Further, 60 hectares were planted by CENRO Tagbilaran City relative to the implementation of the Bottom-up Budgeting (BuB). As defined under DBM-DILG-DSWD-NAPC Joint Memorandum Circular No. 2, Series of 2012, dated 19 December 2012, or the *Guidelines for the implementation and monitoring of Bottom-up Budgeting (BuB) projects in FY 2013*, Bottom-up Budgeting is *an approach to preparing the budget proposal of agencies, taking into consideration the development needs of poor cities/municipalities as identified in their respective local poverty reduction action plans that shall be formulated with strong participation of basic sector organizations and other civil society organizations.*

Furthermore, 1,042 hectares were planted under the Barangay Forest Program (BFP) following the DENR-DILG Joint Memorandum Circular No. 2013-03, dated 30 May 2013, or the *Guidelines in the establishment and implementation of Barangay Forest Program in support of the National Greening Program*. Eligible activities under BFP are nursery establishment and seedling production, and plantation development, maintenance and protection.

Under the Land Management Services (LMS) Sector, Cadastral Survey Program was implemented, in support to land disposition, in 29 barangays of 8 municipalities and funded under the Comprehensive Agrarian Reform Program (CARP). Once the cadastral survey plans are approved at the Regional Office, applicants may then apply for agricultural free patent. Also funded under CARP, 14,200 applications were processed and issued with agricultural free patents. 708 applications were processed and issued with residential free patents per Republic Act No. 10023 (*An Act authorizing the issuance of free patents to residential lands*).

**Sector : ENVIRONMENT MANAGEMENT**

**Sub-sector : Management of Land Resources and Environment**



Republic of the Philippines  
Department of Environment and Natural Resources Office  
**PROVINCIAL ENVIRONMENT AND NATURAL RESOURCES OFFICE**  
Tagbilaran City, Bohol

## NARRATIVE ACCOMPLISHMENTS CY 2013

Listed as one of the five priority programs of the Department, including geo-hazard mapping and assessment, cadastral survey, Adopt-An-Estero, and *Linis Hangin*, the National Greening Program (NGP) has been implemented for three years now starting from its official launch by President Benigno Simeon C. Aquino III in May 2011. In line with the six objectives of NGP, namely: (1) poverty reduction, (2) sustainable management of natural resources, (3) provision of food, goods, and services, (4) promotion of public awareness and instilling social and environmental consciousness on the value of forests and watersheds, (5) enhancement of positive values among the youth and other partners, (6) and consolidation and harmonization of all greening efforts of the government, civil society, and the private sector, the Program aims on the reduction of carbon emissions and climate change mitigation as a way of dealing with extreme weather events and other impacts of global warming.

Under the Forest Management Services (FMS) Sector, a total of 5,248 hectares were planted with various commodities either for protection or production purposes. Under the supervision of the Forest Management Sector (FMS), rattan, bamboo, mangrove and tree species for timber and fuelwood were planted. Likewise, industrial crops such as coffee, cacao, rubber and fruit-bearing tree species were planted primarily for production. This is in response to the convergence initiative among the Department of Agriculture (DA) and Department of Agrarian Reform (DAR) to plant half of the targeted number of trees using agro-forestry tree species. In urban areas, forest and fruit-bearing tree species were planted. Under the supervision of the Ecosystems Research and Development Sector (ERDS), indigenous and fruit-bearing tree species were planted particularly within protected areas.

Further, 60 hectares were planted by CENRO Tagbilaran City relative to the implementation of the Bottom-up Budgeting (BuB). As defined under DBM-DILG-DSWD-NAPC Joint Memorandum Circular No. 2, Series of 2012, dated 19 December 2012, or the *Guidelines for the implementation and monitoring of Bottom-up Budgeting (BuB) projects in FY 2013*, Bottom-up Budgeting is *an approach to preparing the budget proposal of agencies, taking into consideration the development needs of poor cities/municipalities as identified in their respective local poverty reduction action plans that shall be formulated with strong participation of basic sector organizations and other civil society organizations.*

Furthermore, 1,042 hectares were planted under the Barangay Forest Program (BFP) following the DENR-DILG Joint Memorandum Circular No. 2013-03, dated 30 May 2013, or the *Guidelines in the establishment and implementation of Barangay Forest Program in*

support of the National Greening Program. Eligible activities under BFP are nursery establishment and seedling production, and plantation development, maintenance and protection.

Under the Land Management Services (LMS) Sector, Cadastral Survey Program was implemented, in support to land disposition, in 29 barangays of 8 municipalities and funded under the Comprehensive Agrarian Reform Program (CARP). Once the cadastral survey plans are approved at the Regional Office, applicants may then apply for agricultural free patent. Also funded under CARP, 14,200 applications were processed and issued with agricultural free patents. 708 applications were processed and issued with residential free patents per Republic Act No. 10023 (*An Act authorizing the issuance of free patents to residential lands*).

Under the Protected Areas and Wildlife and Coastal Zone Management Services (PAWCZMS) Sector, various activities were accomplished relative to the implementation of the Biodiversity Conservation Program (including Cave Management Program, Wildlife Conservation and Protection Program, Wetlands Conservation Program), Tarsier Conservation Project, and integrated coastal management.

## GENERAL ADMINISTRATION AND SUPPORT SERVICES

The Administrative Unit facilitated and assisted in the conduct of the following activities; Re-echo Seminar on Republic Act No. 9184, otherwise known as the Government



Procurement Reform Act, to members of the Bids and Award Committee (BAC) and key personnel/unit chief of DENR Bohol on February 6, 2013, with the resource persons coming from the DENR Regional Office VII, groundbreaking ceremony and laying of capsule of the 2-storey DENR-CENRO Tagbilaran City/PENRO Bohol building at La Paz, Cortes, Bohol, which was attended by key officials of DENR VII headed by

RED Isabelo R. Montejo, Engr. Trinidad Etulle of the Administrative Division, and Mrs. Mila Lucmayon of the Human Resource and Management Section, Cong. Rene L.



Elpidio R. Palaca, Sr., potting of soil for seedling production, in support to the celebration of

Relampagos of the 1<sup>st</sup> District of Bohol, Gov. Edgar M. Chatto of the Province of Bohol, Vice Mayor Danilo L. Montero of MLGU-Cortes, PENRO Nestor M. Canda, Tagbilaran CENRO Eusalem S. Quiwag, and Talibon CENRO



the Environment Month at DENR Bohol nursery, RSPL, Logarita, Riverside, Bilar, Bohol on June 18, 2013, review conducted by DENR VII personnel on June 13, 2013 for permanent, casual and contractual personnel prior to the date of the simultaneous Professional and Sub-Professional Examinations conducted by the Civil Service Commission (CSC) at the University of Cebu, Mandaue City, Cebu, Philippine Civil Service Month celebration on September 2013, Alay Lakad on October 13, 2013—an annual walk-for-a-cause, spearheaded by the Association of Bohol Employees of National Agencies (ABENA), which is intended to raise funds for the scholarship of deserving Boholano college students. In addition, the Administrative Officers of PENRO Bohol and CENROs Tagbilaran City and Talibon facilitated activities in support to mainstreaming of Gender and Development (GAD) in sectoral programs and projects relative to forestry, biodiversity/coastal and marine, and lands; and assisted in the procurement of goods and services in response to the various needs of the respective units.

### Human Resource Management

The Human Resource Management Officer (HRMO) facilitated the conduct of Stress and Conflict Management Workshop with Team-Building Activities for DENR Bohol personnel on October 10-11, 2013 at Villalimpia Beach Resort in Loay, Bohol, conducted by Ms. Josephine Relampagos, Human Resource Management and Development Officer of the Provincial Government of Bohol, and Values Orientation Workshop for DENR Bohol personnel on November 20-21, 2013 at Water Paradise Resort in Tagbilaran City, Bohol, conducted by Ms. Maria Lilibeth G. Antepuesto, Senior Personnel Specialist, and Ms. Salve Ilustrisimo, Administrative Officer VI, both of the Human Resource Division, Civil Service Commission VII, Cebu.



### SUPPORT TO OPERATIONS

The Planning Officer of PENRO Bohol assisted, as NGP Focal Person, in the on-site monitoring of accomplishments on plantation establishment under the National Greening Program, facilitated the implementation of activities relative to the establishment and maintenance of seed production area (SPA) by the Farmers Association in Owac (PO-FAO), of Owac, Bilar, and production of quality planting materials, composed of 78,000 seedlings of premium native forest tree species (like Taloto, Ipil, Baluno, Bayok-bayokan) and 47,000 seedlings of fruit-bearing tree species (like Rambutan, Lanzones, Jackfruit), by the Bohol Island State University (BISU)-Bilar Campus, both of which are supported with individual Letter of Agreement (LOA).



White lauan trees within the established SPA in Owac, Bilar, Bohol

Installation of markers along the boundaries of the SPA



BISU-Bilar nursery in Zamora, Bilar, Bohol

Technical assistance was also provided to municipal LGUs during the conduct of orientation and workshop following the series of modules on the preparation of the respective Forest Land Use Plans (FLUP) of the Municipalities of Sikatuna and Clarin under CENRO Tagbilaran City, and Alicia and Pilar under CENRO Talibon.



A meeting with civil society organizations (CSO) and Municipal Planning and Development Coordinators (MPDC) of identified municipal LGUs was conducted on March 26, 2013 at JJ's Seafood Village, Tagbilaran City, Bohol to present the priority activities for FY 2014 for identified municipalities relative to the implementation of the Bottom-up Budgeting (BuB).

Further, tree planting was facilitated, in support to the celebration of the Philippine Arbor Day, pursuant to Presidential Proclamation No. 643, Series of 2004, along the roadside of



the Corella-Sikatuna and Corella-Balilihan-Catigbian segments, on June 25, 2013. Representatives from various offices of the Provincial Government of Bohol, national government agencies, civic organizations, and barangay and municipal LGUs concerned participated in the activity. DILG-Bohol spearheaded in the conduct of meetings in preparation for the activity.



Attended the Re-orientation Workshop on the Establishment and Management of Seed Sources (Seed Production Area and Individual Plus Trees), conducted by DENR-Ecosystems Research and Development Bureau, on August 5-8, 2013 at UP Los Baños, College, Laguna and the NGP Conference on November 26-27, 2013 and NGP Geotagging Workshop on November 28-29, 2013, both held at Bohol Plaza Resort and Restaurant at Mayacabac, Dauis, Bohol



## **FOREST MANAGEMENT SERVICES**

### **Management of Forestland and Forest Resources**

The Forestry Information System (FIS), which is a database set up for the updating of information relative to issuance of tenurial instrument, such as the Community-Based Forest Management Agreement (CBFMA) awarded to people's organizations covering tenured areas within classified forestland, is being maintained. Likewise, identified forest resource assessment (FRA) tracts are also being maintained and monitored in terms of possible change in the landscape and the resources therein. NRO Tagbilaran City monitored 3 tenurial instrument holders while CENRO Talibon monitored 45 Community-Based Forest Management Agreements, 1 Special Land Use Permit for Other Lawful Purpose (OLP), and 22 contracts for lumber dealership.



Personnel of the Forest Utilization and Regulatory Services Unit (FURSU) of the two CENR Offices conduct monthly monitoring of the prices of lumber, both local and imported, and other forest products sold at registered lumber dealers.

Total revenue of Php 504,744.16 was generated from payment of fees, rental, and other forestry-related charges. Much of the collection was made from payment for chainsaw registration and renewal.

In support to monitoring the utilization of forest products and enforcement of forestry laws, rules and regulations, forest products (such as in the form of lumber, flitch) stocked at yards of registered lumber dealers, those cut for personal and commercial consumption and subject for transport, and those apprehended (including minor forest products, e.g. firewood, charcoal) are scaled or re-scaled. In 2013, lumber had the highest volume in terms of scaling while finished lumber was the highest in terms of re-scaling.

## FOREST DEVELOPMENT

### National Greening Program

Generally, people's organizations who entered into Letters of Agreement with DENR for plantation establishment were also the ones who entered into separate LOA for maintenance and protection of plantations established in 2011 and 2012. However, there were few POs that waived and did not enter into LOA for plantation maintenance and thus other POs signified their intent.

Activities involved in plantation maintenance are strip brushing, construction and maintenance of firelines, replanting to cover mortality of seedlings, cultivated ring weeding, purchase and application of fertilizer, and patrol work. Patrol work is done by the PO as their counterpart and without corresponding cost unlike that of the other activities indicated in the individual work and financial plan attached to individual LOA of POs. As one innovation, POs under CENRO Talibon may plant Kakawate, *Jatropha* and/or agricultural crops along firelines for additional source of livelihood. Parts of NGP's implementation process are survey, mapping, and planning (SMP) which are prior to plantation establishment. Photos of the and after planting are taken through geotagging, which helps in validating the site and actual accomplishment. Site preparation is then conducted to be ready for planting. Meanwhile, seedlings are raised at the respective nurseries of people's organizations/LGUs with LOA, depending on the commodity (e.g. mangrove tree species for protection) to be planted within identified modalities (e.g. urban greening).

Sites within protected areas under the National Integrated Protected Areas System (NIPAS), of Republic Act No. 7586, were planted with indigenous forest tree species and/or fruit-bearing tree species to promote biological diversity and for food of wild fauna. These sites are under the supervision of DENR VII-Ecosystems Research and



CENRO Tagbilaran City



CENRO Elpidio R. Palaca, Sr., of CENRO Talibon, monitors NGP plantation.



conducted a year areas before, during,



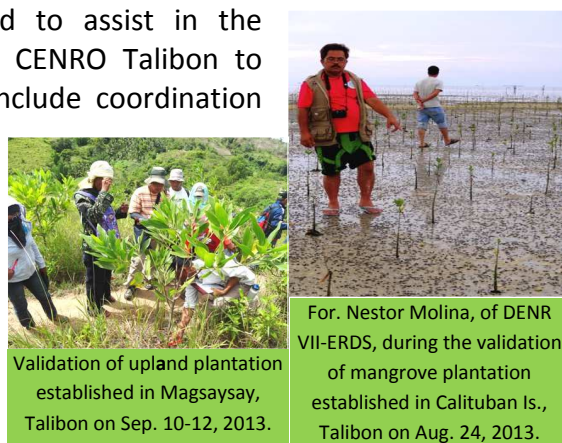
Panorama of the plantation under CENRO Talibon

Development Services (ERDS). The Forest Management Services (FMS) supervises the implementation of NGP within ordinary timberlands in the upland ecosystem, which were planted with bamboo, rattan, fuelwood species and timber species while those in the coastal ecosystem were planted with propagules of mangrove species, which are intended for protection. Industrial crops, such as coffee, cacao, fruit-bearing tree species, and rubber were also planted to provide additional source of livelihood for the POs once the crops are already harvestable. Urban areas were planted with various seedlings of forest tree species.

The 7.2 magnitude earthquake on October 15, 2013 caused the uplift of portion of the coastal areas of Maribojoc and Loon, and thus resulting to what experts say as an “emergent land”. Mangroves, both naturally growing and of established plantations, found along Barangays Lagtangan, Guiwanon and Punta Cruz in Maribojoc, and Barangays Song-on, Tontonan, Cuasi, Tangnan, Pig-ot and Basdacu in Loon were affected as they are no longer inundated with seawater due to uplift of the land. Established plantation in 2011, covering 9 hectares within untenured mangrove forest, in Basdacu, Loon, is one of the areas affected by the earthquake.

Eighteen (18) Extensions Officers were hired to assist in the implementation of NGP, with 14 assigned at CENRO Talibon to correspond to their target. Their functions include coordination with barangay and municipal LGUs and people’s organizations throughout the stages of implementation; assistance during monitoring and validation, together with PENRO and CENRO technical staff, by the DENR Central and Regional Offices.

Each of the 26 partner barangay LGUs developed 20 hectares for a total of 520 hectares of plantation in support to BFP.



### Forest Development (CO-Based)

The DENR Central Office provided funding for the maintenance and protection of plantations established in 2012 under NGP. 276 hectares of upland plantation under CENRO Talibon are maintained and protected covering Barangays San Pascual and Benliw in Ubay, Bohol, of which 63 hectares were planted and being maintained by RIPAMCO and the remaining 213 hectares by members of *Simbahan ni Teodorico*.

### Barangay Forest Program

In 2013, the Barangay Forest Program (BFP) was implemented following the DENR-DILG Joint Memorandum Circular No. 2013-03, dated 30 May 2013, or the *Guidelines in the establishment and implementation of Barangay Forest Program in support of the National Greening Program*. The coverage of BFP shall be rural barangays of all 5th and 6th class municipalities; barangays covered by the bottom-up planning and budgeting and within the 1,233 focused municipalities identified by NAPC; barangays affected by the recent calamities; or barangays within priority critical watershed areas with approved watershed management plans.

Eligible areas for development are lands of the public domain are; areas adjoining rivers or creeks, areas within school compounds designated for planting in accordance with their school landscape/architectural plan, communal forests within barangays, community watersheds, lands owned by LGUs, identified barangay forest or tree parks and areas designated for planting in accordance with the municipal comprehensive land-use plan, open and denuded forestlands, buffer zones of solid waste materials recovery facility (MRF) and disposal facility and other suitable lands. Eligible activities are nursery establishment and seedling production, and plantation development, maintenance and protection.

Both CENROs conducted survey and mapping, seedling production, and site preparation. Sites identified by CENRO Tagbilaran City are those covered by the bottom-up planning and budgeting of municipalities for CY 2014 while CENRO Talibon identified barangays within the Wahig-Inabanga River Watershed Forest Reserve (WIRWFR) and Carood Watershed Model Forest (CWMF). Barangay LGUs raised and planted seedlings of indigenous/endemic forest tree and/or fruit-bearing tree species. Based on the guidelines, participating municipalities and barangays shall maintain and protect the areas they have developed. Memorandum of Agreement was forged to formalize and strengthen the individual commitment of LGUs. 10 BFP sites, at 20 hectares each or a total of 200 hectares, under CENRO Talibon was covered by the additional funding

### Other Activities

A total 715,871 seedlings of indigenous, endemic and exotic forest and fruit-bearing tree species were produced by the different nurseries under established reforestation projects of both CENROs. Nursery personnel collected seeds for germination and wildlings as sources of planting stocks.

Out of the total number of seedlings raised in 2013, CENRO Talibon produced 416,821 seedlings (CENRO Talibon nursery in San Jose, Talibon = 304,089; Bohol Watershed Reforestation Project in Dagohoy = 5,800; Cabidian Watershed Reforestation Project in Canawa, Candijay = 3,200; CENRO Talibon central nursery in San Pascual, Ubay = 103,732). The central nursery, of CENRO Talibon, in San Pascual, Ubay was established after a Memorandum of Agreement was forged between DENR, the Municipality of Ubay, and the National Irrigation Administration of the Department of Agriculture. DA-NIA provided the site and existing available facility/ies appropriate and necessary in the operation of the model nursery aside from its roles to provide water/water services for the daily operation of the model nursery; support and assistance in tree planting activities within the catchment covered by the irrigation project; and assistance in monitoring the status of implementation of activities in the operation of the model nursery, and in support to NGP.

The nursery located within Rajah Sikatuna Protected Landscape (RSPL) in Logarita, Riverside, Bilar produced 299,050 seedlings of different indigenous, endemic and exotic forest and fruit-bearing trees. PENRO Bohol and CENRO Tagbilaran City jointly supervised the daily operations of the nursery.

### Forest Protection

The Forest Protection Unit of each CENRO formulated and submitted to the DENR VII Regional Office their respective Forest Protection Plans for FY 2013-2018. The plans

provided, among others, the general profile and the activities to be undertaken to prevent illegal activities that violate forestry laws, rules and regulations. Part of the implementation of the Forest Protection Plan is building network and alliances through strengthening the Provincial Multi Sectoral Forest Protection Committee (PMFPC). Municipal MFPCs were also formed by MLGUs Garcia Hernandez and Sierre Bullones under CENRO Tagbilaran City and MLGUs Talibon, Inabanga and Dagohoy under CENRO Talibon but are currently not active.

A separate IEC Plan was formulated and indorsed to the Regional Office, which was done through participatory process. DENR Bohol recognizes the efforts of the uniformed personnel of the Philippine National Police (PNP), PNP-Maritime Group and Philippine Coast Guard, LGUs and all sectors in the enforcement of forestry laws. The members of the Anti-Illegal Logging Task Force have provided support in terms providing information, monitoring, and enforcement. The vigilance of the people proves that they are informed. However, there are still individuals who prefer to break the law. Majority of the cases filed in court are in violation of Scetion 77 of Presidential Decree No. 705, or the Revised Forestry Code of the Philippines, as amended.



CENRO Mario V. Aragon, of CENRO Tagbilaran City, with PNP personnel

Regular patrol is conducted by forest protection personnel within 10,800 hectares of untenured forestlands in the province.

Chokepoints/monitoring stations are also maintained at identified entry and exit points. Contractual personnel, named as *Bantay Gubat*, were hired to augment the limited number of forest rangers assigned to cover the entire forestlands. PENRO Bohol and CENROs Tagbilaran City and Talibon maintain a database on forestry cases. This will provide information on the status of cases, e.g. court litigation is going on, case dismissed, etc.



CENRO Tagbilaran: lumber

Apprehended forest products



CENRO Talibon: boat keel (left); mangrove firewood and charcoal at Nasingin Is., Getafe, Bohol

### Community-Based Forest Management Program

Database on people's organizations issued with Community-Based Forest Management Agreement (CBFMA) within upland and coastal ecosystems is maintained and updated by both CENROs.

The CBFM Coordinators of CENROs Tagbilaran City and Talibon assisted the members of San Vicente Mangrove Association (SAVIMA), of San Vicente, Maribojoc, and *Nagkahiusang Mag-uuma sa Overland* (NAMA), of Overland, Buenavista, in the updating of their Community Resource Management Framework (CRMF) with map and Five-Year Work Plan,



respectively. CRMF and Five-Year Work Plan of NAMAQ was indorsed to the Regional Office on March 7, 2013. They also facilitated the submission of application and supporting documents for issuance of CBFMA to the Regional Office of 5 people's organizations.


### CBFMP under CARP Funds

CENRO Tagbilaran City supervised and monitored 2 POs with CBFM projects funded under CARP on their compliance to the terms and conditions provided in their CBFMA in San Vicente, Maribojoc and San Isidro, Calape, Bohol, while CENRO Talibon Supervised and monitored 9 POs with CBFM projects.

### Soil Conservation and Watershed Management

To minimize soil erosion caused by water run-off, especially during heavy rains, that will then contribute to siltation of rivers and seas, the upland ecosystem needs to be managed first. Within identified critical watersheds, soil conservation measures are introduced along banks of river to stabilize and hold the soil.

Areas prone to landslides should also be vegetated to protect the lowland ecosystem. CENRO Tagbilaran City conducted vegetative measure by planting Kakawate along the riverbanks within Alejawan-Cansujay-Anibongan River Watershed Forest Reserve (ACARFWR) covering 20 kilometers, while CENRO Talibon planted bamboos along the riverbanks within Cabidian Watershed Reforestation Project (CWRP) in Candijay, 7 kilometers, Wahig-Pamacalan WRP in Pilar, 6 kilometers and Bohol WRP in Dagohoy, 7 kilometers, for a total of 20 kilometers.



Vegetative measures established in 2011 and 2012, equivalent to 40 kilometers, are maintained. Reforestation projects personnel conduct brushing, ring weeding, and replanting for below three-year old plantations to liberate them from weeds and other ground vegetation.



### Barangay Forest Program

Thirteen sites for BFP were surveyed, mapped and prepared prior to planting in six (6) barangays in Danao, four (4) in Dagohoy, two (2) in Inabanga and one (1) in Buenavista. Each barangay LGU developed 20 hectares for plantation, or a total of 260 hectares, within Wahig-Inabanga River Watershed Forest Reserve and under CENRO Talibon.



## Forest Boundary Delineation and Land Use Allocation

Section 2.6.6, under the Guiding Principles on the Institutional Support for Sustainable Forest Management (SFM), of Executive Order No 318, Series of 2004, titled Promoting Sustainable Forest Management in the Philippines, provides that *Forest land use plans shall be incorporated by LGUs in their comprehensive land use plans. National Government agencies shall assist LGUs in this endeavor.* Likewise, DENR-DILG Joint Memorandum Circular No. 98-01, or the Manual of Procedures for DENR-DILG-LGU Partnership on Devolved and Other Forest Management Functions, pursuant to Republic Act 7160, otherwise known as the Local Government Code of 1991; Presidential Decree 705 as amended, otherwise known as the Forestry Reform Code of the Philippines; Executive Order No. 192 defining the mandates, organization, and functions of the Department of Environment and Natural Resources; DENR Administrative Order No. 30, Series of 1992, Prescribing the guidelines for the transfer and implementation of DENR functions, promulgates *to effectively implement devolution of forest management functions and enhance partnership between the LGUs and the DENR.*



Signing of MOA on FLUP implementation



For. Jovencio D. Taer, PFAT Team Leader, during the FLUP orientation to MTWG members

Following the above-cited policies, the Provincial Forest Land Use Assistance Team (PFAT) has coordinated with municipal LGUs in the formulation of their respective Forest Land Use Plans (FLUP). PFAT composed of focal persons and members from PENRO Bohol, CENROs Tagbilaran City and Talibon prepared and distributed marketing materials; conducted IEC; and facilitated the forging of individual MOA, supported with action plan, with the Provincial Government of Bohol, MLGUs concerned, and DENR. The Municipalities of Sikatuna, Clarin, Alicia and Pilar signified their intent to go through the entire planning process. The members of the municipal TWG participated in data gathering, mapping and validation of maps through GIS (14 thematic maps per LGU, total = 56 maps); preparation of matrix of bio-physical and socio-economic data (1 per LGU, total = 4); development of land use allocation map as output of the situational analysis (1 per LGU, total = 4); and drafting of FLUP (1 per LGU, total = 4).

## LAND MANAGEMENT SERVICES

### Land Management Services

Land Management services processed applications and issued patents for 3 residential/industrial/commercial lots, 708 residential lots covering 31 hectares and surveyed 604 lots covering 32 hectares.

CENRO Tagbilaran City surveyed 64 lots covering 4.2532 hectares in Batuan, 37 lots, 1.5740 hectares Catigbian, 136 lots 4.9220 hectares Sagbayan, 8 lots, .6569 hectares Carmen, 7 lots, .3792 hectares Loay and 52 lots, 2.1576 in Albur.

CENRO Talibon processed and reviewed one (1) application for titling of site for public or public quasi use, and indorsed the same, together with the draft proclamation, to the Regional Office.

26 cases, 10 in CENRO Tagbilaran City, 16 in CENRO Talibon were investigated due to protests from parties either due to boundary conflict, claims by more than one party over the same lot, or other land-related conflicts. Once these cases are settled by conflicting parties, applications for free patent may now proceed for the issuance of title. On revenue collection, only ₱ 1,065,588.87, or 53% of the total targeted revenue of ₱ 2,000,000.00, was collected.

### Patent Processing and Issuance (PPI) under CARP Funds

The implementation of the Comprehensive Agrarian Reform Program (CARP) is extended until the year 2014. For 2013, a total of 14,200 applications for agricultural free patents, covering 5,388 hectares throughout Bohol, were processed and issued with titles and transmitted to the Registry of Deeds under the Department of Justice-Land Resgistration Authority. The 14,200 patents transmitted to the Registry of Deeds in Bohol include applications generated by Deputized Land Management Inspectors (DLMI) under LGU-led implementation of the mainstreaming of land disposition.

### Survey of Foreshore and Patrimonial Areas

DENR Administrative Order No. 99-34, issued on August 10, 1999 by then Secretary Antonio H. Cerilles, provides the Rules and Regulations Governing the Administration, Management and Development of Foreshore Areas, Marshy Lands and Other Lands Bordering Bodies of Water, *in order to rationalize and regulate the utilization and occupation of foreshore areas, marshy lands and other lands bordering bodies of water.* As stipulated under Section 1 (Policies and Objectives), of DAO 99-34, DENR shall (a) *adhere to the government's policy to tap all resources that can generate income to carry out the development programs;* (b) *promote the improvement and sustainable use of our country's foreshore and areas through effective and efficient management schemes and strategies;* (c) *institutionalize a cohesive partnership between the government and foreshore contract holders for the conservation and maintenance of an ecologically balanced environment without compromising the financial benefits to be derived from the user's fees and other similar fees;* and (d) *provide a generally accepted scheme to ensure its free access to the area for recreation, educational and sports purposes.*

Bohol is an island province and it is evident that this is lined by coastal towns. In every town we pass by we can see dwellings and establishments scattered within the foreshore area. Regardless of the hazards, people prefer to settle within the foreshore area.

Relative to the management of foreshore areas, CENRO Tagbilaran City and CENRO Talibon processed and endorsed 8 and 7 permits/lease contracts, respectively, to the DENR-Land Management Bureau (LMB) through PENRO Bohol and DENR VII-LMD.

Foreshore Area Management Information System (FAMIS) is a system operationalized at the CENRO level to provide updated information/data sets on all foreshore area occupants based on inventory conducted. This also aids in determining applicable fees and

corresponding amount due to foreshore occupants based on area covered and developments made in the area. This year, both CENROs updated 20 data sets each.

17 (User Fees), of DAO 99-34, states that *“The annual user fee for the land leased shall not be less than 3 % of the value of the land and 1% of the improvement if any there be in accordance with the appraisal and/or re-appraisal made pursuant to DAO 98-20”*, issued on 20 May 1998, or the Revised Rules and Regulations on the Conduct of Appraisal of the Public Lands and Other Patrimonial Properties of the Government. Further, *“The area used and the improvement thereon shall be re-appraised every ten (10) years from the date of the approval of the lease contract. In the event however, that new improvements/developments have been introduced, immediate appraisal shall be effected.”*

### Land Records Management

DAO No. 2010-18, issued on 23 June 2010, by then Acting Secretary Horacio C. Ramos, titled *“Improving management of land information through the adoption of the Land Administration and Management System (LAMS)”*, seeks to *improve the services of the Land Management Bureau (LMB) and the Land Management Services (LMS) sector through, among others, provision of a uniform system for the LMS in all Regions in the computerization and linking of land information pertaining to cadastral maps, approved land survey plans, public land applications, and titles.*

Following the above-cited Order, DENR Bohol operationalized LAMS on October 2012 after the program developed by DENR Central Office was installed by technical personnel of DENR VII-Land Management Division (LMD). On records maintenance, the LMS Units of both CENROs conducted inventory, sorting and grooming (ISG) of supporting documents for free patent applications, including maps, prior to 1990. While PENRO Bohol conducted ISG of supporting documents of patented applications from 1990 and years after. Each CENRO inventoried/sorted and arranged by municipality 2,500 public land application (PLA) documents. Likewise, PENRO Bohol inventoried/sorted and arranged 10,000 patents and other tenurial instruments by municipality.



CENRO Tagbilaran City encoded 2,513 PLAs/permits/leases and CENRO Talibon encoded 2,500 PLAs/permits/leases with a target of 2,500 per CENRO. CENRO Tagbilaran City scanned 25,115 PLA documents while CENRO Talibon scanned 25,063 PLA documents for a target of 25,000 per CENRO.

PENRO Bohol encoded 14,897 patents and other tenurial instruments for a target of 10,000 and scanned 52,634 patents for a target of 50,000.

Also, PENRO Bohol and CENROs Tagbilaran City and Talibon maintain LAMS and LAMS Lite. Through additional funding from the Central Office, equipments (such as CCTV camera, air conditioning unit, exhaust fan, fire extinguisher, electric generator set) were purchased and fixtures (steel racks/cabinets) were installed for the respective land records room/building.

### Public Land Survey (PLS) under CARP Funds

In support to land disposition, three survey parties undertook surveys of 29 barangays in 8 municipalities.

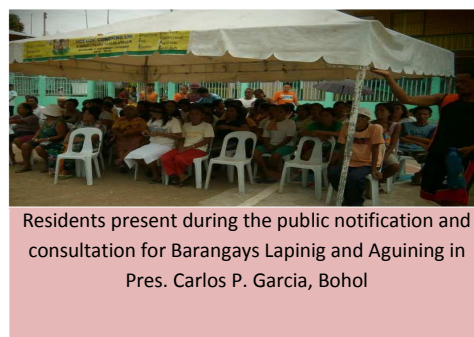
## PROTECTED AREAS AND WILDLIFE AND COASTAL ZONE MANAGEMENT SERVICES

### Protected Area Management

Then President Ferdinand E. Marcos signed into law Presidential Proclamation No. 2151 on December 21, 1981 *declaring certain islands and/or parts of the country as wilderness areas* and Presidential Proclamation No. 2152 on December 29, 1981 *declaring the entire Province of Palawan and certain parcels of the public domain and/or parts of the country as mangrove swamp forest reserve*.

Out of the sixteen (16) protected areas in Bohol, ten (10) are covered by PP 2151 and 2152 and one of these is Pres. Carlos P. Garcia Wilderness Area and Mangrove Swamp Forest Reserve. All barangays of Pres. Carlos P. Garcia are within the coverage of the area based on the two proclamations. Pres. Carlos P. Garcia Wilderness Area and Mangrove Swamp Forest Reserve are listed as initial components of the National Integrated Protected Areas System (NIPAS), as established under Republic Act No. 7586, or the NIPAS Act of 1992.

The disestablishment/amendment of unsuitable initial components of NIPAS was included as one of the targets of DENR to address issues and concerns relating to land disposition, security of tenure, and utilization of resources, such as the case of Pres. CPG WA and MSFR wherein areas without mangroves are included in the coverage. As initial action, CENRO Talibon conducted public consultations with communities of barangays within the coverage of Pres. Carlos P. Garcia Wilderness Area and Pres. Carlos P. Garcia Mangrove Swamp Forest Reserve.



Residents present during the public notification and consultation for Barangays Lapinig and Aguingin in Pres. Carlos P. Garcia, Bohol

Rule 10, of DENR Administrative Order No. 2008-26, or the Revised Implementing Rules and Regulations of Republic Act No. 7586 or the National Integrated Protected Areas System (NIPAS) Act of 1992, issued on December 24, 2008, states that *There shall be a general management planning strategy to serve as guide in formulating individual plans for each protected area*.

Members of the Technical Working Group of Candijay-Anda-Mabini Wilderness Area and Mangrove Swamp Forest Reserve Protected Area Management Board participated in the series of workshops on the updating of their management plan on April 16-19, 2013 and on



Workshops on the preparation of GMPS for CAM WA and MSFR



June 19-21, 2013, with technical staff of DENR VII-Protected Areas and Wildlife Division (PAWD), CENRO Talibon and PENRO Bohol personnel. The final copy of the General Management Plan for Candijay-Anda-Mabini Wilderness Area and Mangrove Swamp Forest Reserve was indorsed to DENR VII-PAWD.

The 16 protected areas have their respective PAMB. Operationalization/strengthening of PAMB was done through quarterly meetings to discuss matters relating to policy development and enforcement and protected area development, and to provide venue for proponents to present their proposals. Discussions on matters needing consensus of the members are formalized through PAMB resolutions. Depending on the urgency and/or necessity of issues/matters, the PAMB may call for a special meeting with members of the Executive Committee. In 2013, 68 PAMB meetings (including special meetings) were held and 123 PAMB resolutions were passed and indorsed to DENR VII, together with the minutes of proceedings, for affirmation of the Regional Executive Director, being the Chairman of PAMB.

On ecotourism development, CENRO Talibon facilitated the assessment of sites potential for ecotourism within Candijay-Anda-Mabini Wilderness Area and Mangrove Swamp Forest. Site assessment report was prepared, submitted and presented to PAMB for approval. Based on the assessment report, potential ecotourism sites were identified and prioritized for development. The sights that can be seen going from the mainland of Badiang and the relics found on Lamanok Island in Badiang, Anda lure tourists to take on a boat ride to explore the caves and take a dip into the clear sea lined with mangrove trees. All informations on these spectacular sights were incorporated into the Ecotourism Plan prepared and submitted by the TWG members of CAM WA and MSFR PAMB.

#### **Operationalization of the Integrated Protected Area Fund (IPAF)**

Out of the 16 protected areas, only 14 have collected for the IPAF. Rajah Sikatuna Protected Landscape (RSPL) has the highest collection from entrance fee with P978,686.50 total collection.

Areas for the implementation of the Community-Based Program (CBP) within established multiple use zone and buffer zone of Loboc Watershed Forest Reserve (LWFR) in Dagohoy, Bilar; Candijay-Anda-Mabini Mangrove Swamp Forest Reserve and Wilderness Area in Pangpang, Panas, Candijay; and Inabanga-Buenavista Mangrove Swamp Forest Reserve and Wilderness Area in Bato, Buenavista were identified, surveyed and reflected on CBP map.

Orientation-workshops were facilitated for people's organizations awarded with Protected Area Community-Based Resource Management Agreement (PACBRMA) to strengthen their organizations and capacitate the members in managing their respective areas. The respective CRMP of the POs were presented to the PAMB and then indorsed to DENR VII for affirmation of the RED. Below are the people's organizations oriented and assisted on the preparation of their Community Resource Management Plan (CRMP).

#### **Biodiversity Conservation Program**

On the implementation of the Cave Management Program, both CENROs submitted the individual lists of unclassified caves with existing uses within their respective administrative



jurisdiction. Under CENRO Tagbilaran City are the; Ka Eli Cave I and Ka Eli Cave II in Canangcaan, Corella, Bay-ang Cave in Bongbong, Catigbian, Toog Cave in Candumayao, Catigbian, Cantomocad Cave in Cantomocad, Loon, Juan Cave in Calayugan Sur, Sandingan Is., Loon, Cabgan Cave in Bingag, Dauis, Calikuton Cave in Bingag, Dauis, Hinagdanan Cave in Bingag, Dauis, Sam-ang Cave in Bingag, Dauis, Cambangon Cave in Bingag, Dauis, Seventh Heaven Cave in Calma, Garcia Hernandez, Basdaku Cave in Basdaku, Loon, Padhan Cave in Dipatlong, Maribojoc, Catagbacan Cave in Catagbacan, Loon, Moalong Cave in Moalong, Loon, Badbad Cave in Badbad Norte, Loon, Magtongtong Cave in Magtongtong, Pangangan Island, Calape, Kinabag-an Cave in Kinabag-an, Pangangan Island, Calape, Hermitage Cave in Pig-ot, Loon, Cuasi Cave in Cuasi, Loon, Liptong Cave in Tigbao, Loboc, Naga Cave in Tigbao, Loboc and Canlusong Cave in Bugsoc, Sierra Bullones. Under CENRO Talibon are the; Buho Cave, Saleot Cave, Takilid Cave, Leke Cave, Pandayan Cave, Sang-at Cave in San Vicente, Dagohoy, Bohol, Arcos Cave and Lahos Cave San Isidro, Trinidad, Bohol, Langgam Cave, Tomoc, San Miguel, Batungay Cave, Banlasan, Trinidad, Kamira Cave and Lebho Cave Magtangtang, Danao.



CCAST members conducting assessment of Langgam Cave in Tomoc, San Miguel

On the management of classified caves, CENRO Talibon requested for the deferment and/or extension of the conduct of cave assessment of Popog Cave in Marcelo, Mabini due to the recurring aftershocks after the 7.2 magnitude earthquake on October 15, 2013. Hence, no site management plan of classified cave was submitted to DENR VII.

On Wildlife Conservation and Protection Program, 109 permits were issued, such as Collector's Permit, Farm/Culture Permit, Local Transport Permit (transport of wildlife to other ports of entry in the country), Export/Re-export/Import Permit, and Gratuitous Permit (for conduct of research). All applications for permits are subjected to validation, whether for issuance of permit or to be disapproved. Revenue collected from issuance of Local Transport Permit amounted to ₱ 11,600.00, with most number of LTP issued covered transport from ports of exit within the jurisdiction of CENRO Tagbilaran City.

Wildlife Traffic Monitoring Units (WTMU) are operationalized through mobilization of Wildlife Traffic Monitoring Officers (WTMO) covering air and sea ports of Tagbilaran City and sea ports of Jagna, Tubigon, Ubay, Getafe, Talibon. Permits/certifications for transport of wildlife are validated by concerned WTMO, and reports are submitted monthly. The Wildlife Rescue Center within RSPL in Camp Magsaysay, Riverside, Bilar is maintained for temporary refuge and care of turned over wildlife before releasing them to the wild/natural habitat, e.g. injured monkey, bird.

On Wetlands Conservation Program, monitoring of priority wetlands are conducted within the 3<sup>rd</sup> week of January, which focuses on Asian water bird census, covering Danao, Panglao, which is within the coverage of Panglao Island Protected Seascape; Cortes-Maribojoc swamplands; and Lanao Lake in Cabaongan, Pantudlan, Cabilao Island, Loon, which is within Cabilao-Sandingan Islands Mangrove Swamp Forest Reserve, under CENRO Tagbilaran City, and Mahaba Islet in Talibon, which is within the coverage of Talibon Group of Islands Protected Landscape and Seascape, and Malinao Dam in Pilar under CENRO

Talibon. As with the previous years, 2013 monitoring reports were submitted following the prescribed forms.

### Biodiversity Conservation Program (CO-Based)

The implementation of the Biodiversity Monitoring System (BMS) was introduced by the DENR-Protected Areas and Wildlife Bureau in 2000, and the pilot site for Region VII was then Rajah Sikatuna National Park (RSNP), now called Rajah Sikatuna Protected Landscape. Ten-day training with practicum was conducted in April 2000 for the purpose of orienting and providing skills to and primarily intended for protected area staff and representatives of barangays who are PAMB members in conducting quarterly monitoring of the possible change in the landscape, trend in population through sightings and calls of identified wild faunal species within established BMS sites, and issues and concerns within the protected area. Various methods are used in monitoring, i.e. photographs, transect walk, focus group discussion. To this day, BMS is still being implemented within RSPL, and reports are submitted every quarter.

### Tarsier Conservation Project

Management of Tarsier Wildlife Sanctuary accomplishments made following the targets under each component; for the Maintenance and protection of Tarsier Wildlife Sanctuary, 14 meetings were conducted with POs, LGUs, other partner-stakeholders, conducted foot patrol within the proposed 167-hectare Tarsier Wildlife Sanctuary covering Barangays Canangcaan and Canapnapan, Corella and Barangays Can-agong and Abucay Norte, Sikatuna, maintained 55-hectare indigenous forest tree plantations established in 2008, 2009 and 2012, delineated and demarcated areas with forest occupants covering 5 km. In the Formulation and updating of 5-year plan component, workshops were conducted on the vision, mission and goal setting, situational analysis of socio-economic and biophysical characteristics of the proposed sanctuary, and formulation of 5-year plan; presentation of draft of 5-year plan prior to submission to DENR VII-PAWD, with representatives of MLGUs-Corella and Sikatuna, BLGUs-Canangcaan, Canapnapan, Can-agong and Abucay Norte, PLGU-BEMO and BTO, BISU-Bilar, PTFI, POs-LAMACC, ACCEPT and CCISFA, DENR VII-PAWD, CENRO Tagbilaran City, and PENRO Bohol. In Research and monitoring, quarterly monitoring of wildlife were conducted within established transects in support to the implementation of the Biodiversity Monitoring System (BMS). In Nature conservation, education and extension, lectures were conducted on biodiversity conservation (RA 9147) and other relevant laws,

IEC materials were produced, distributed and provided at the Tarsier Visitors and Information Center, installed billboards from the junction leading to proposed sanctuary and at the information center; and signages leading to viewing decks, rest areas, camping site, eco trails, and caves and facilitated tri-media plugging. In the Establishment and maintenance of I.T., ecotourism facilities and amenities, 1 Tarsier Visitors and Information Center, 1 campig site, 7 rest areas, 9-kilometer ecotrails, 2 viewing decks, 1 canopy walk were maintained and 1 ecotrail was established in 2013.


The 7.2 magnitude earthquake on October 15, 2013 caused major damage to viewing deck 1 in Canapnapan, Corella. Cost of damage is estimated at ₱ 800,000.00, and rehabilitation work is scheduled in 2014. Likewise, the Tarsier nook, also located at Canapnapan, Corella,

was partially damaged and cost of damage is estimated at ₱ 30,000. Ecotrails were also damaged and blocked by rocks/boulders that fell from the mountain top.

Alternative livelihood were provided to 13 member beneficiaries of the Advocates from Corella for the Conservation of the Environment and Preservation of Tarsier (ACCEPT) of Canapnapan, Corella, 16 beneficiaries of the *Lasangnong Mag-uuma sa* Abucay, Can-agong ug Cancatac (LAMACC) of Abucay, Can-agong, and Cancatac, Sikatuna in hog fattening, and 4 beneficiaries of Cando, Canangcaan Integrated Social Forestry Association (CCISFA) of Canangcaan, Corella in cattle fattening.

In the establishment and management of critical habitats for Tarsier 8 sites were identified, 5 sites under CENRO Tagbilaran City were identified and assessed in the municipalities of Balilihan, Catigbian, San Isidro, Sevilla and Sikatuna. CENRO Talibon identified and assessed 3 sites in Candijay, Anda and Guindulman.

CENRO Tagbilaran City maintains database on and I.T. equipment for use under the Tarsier Conservation Project



Panorama of the site identified as critical habitat for Tarsiers in Almaria, Anda (above)

## Management of Coastal and Marine Resources

### Integrated coastal management

The CMMS Coordinators provided technical assistance and facilitated workshops on the formulation of Municipal Coastal Environment Profile (MCEP), which is the processed data from the results of the participatory coastal resource assessment (PCRA); and on the drafting of the Integrated Coastal Management (ICM) Plans of MLGUs-Tubigon and Dimiao under CENRO Tagbilaran City and MLGUs-Mabini and Candijay under CENRO Talibon. The final draft of the ICM Plans was presented to their respective *Sangguniang Bayan* for approval and adoption through SB resolution.

### Management of Marine Protected Areas (MPAs)

In support to MPA establishment/strengthening CENRO Tagbilaran City assisted MLGU-Lila while CENRO Talibon assisted the members of the MPA management body of Lipata, Pres. Carlos P. Garcia and Sinandigan, Ubay in the preparation of their MPA management plans. Respective municipal ordinances establishing the 2 MPAs were indorsed by the LGUs to SB for approval. CENRO Talibon, together with CENRO Tagbilaran City and BEMO personnel, facilitated the planning workshop for the management of DuGJan (Duero-Guindulman- Jagna) MPA Network.

In the Strengthening of Coastal Law Enforcement Alliance in Region 7 (CLEAR 7) with partners (NGOs, LGUs), Enforcers' Training were conducted to 30 participants from Jagna (20) and Mabini (10), and reports on enforcement operations were conducted and submitted



CLEAR 7 Training

(1 per CENRO) by Police Environment Desk Officer (PEDO), Municipal Coastal Law Enforcement Teams (MCLET).

In the conservation, restoration, rehabilitation and management of mangrove areas, 23.70 hectares of mangrove areas supported with MOA were rehabilitated. Under CENRO Tagbilaran City, mangrove areas in Guiwanon, Maribojoc, 0.628 ha., Mansasa, Tagbilaran City, 1.50 ha., Taloto, Tagbilaran City, 1.00 ha., Bool, Tagbilaran City, 0.927 ha., Laya, Baclayon, 0.40 ha., Poblacion, Alburquerque, 0.665 ha., Taongon, Dimiao, 4.165 ha., Poblacion, Dimiao, 1.02 ha. and Doljo, Panglao, 1.30 ha. Under CENRO Talibon, Sinandigan, Ubay, 3 ha., Pangpang, Ubay, 2 ha., Cagawasan, Inabanga, 2 ha., San Francisco, Talibon, 1 ha., Tungod, Inabanga, 2 ha., Lapining, Pres. Carlos P. Garcia, 1 ha.

A mangrove nursery supported with MOA of MLGU-Maribojoc is maintained. In Coastal and marine database management, a database was established and maintained by CENRO Tagbilaran City. In the Information, education and communication, activities were conducted in support to coastal and other environmental events; World Wetlands Day on February 2, 2013, Month of the Ocean in May 2013, Environment Month in June 2013, International Coastal Clean-up (ICC) on September 21, 2013, and Fish Conservation Week on October 13-19, 2013.



In support to and as the culminating activity for the Environment Month celebration, the 3<sup>rd</sup> Dolphin Festival was held on June 28, 2013 primarily to involve high school and college students on the importance of dolphins to the marine ecosystem and the economy of the province, of which part of the itinerary of local and foreign tourists is the dolphin and whale watching tour to Pamilacan Island, Baclayon. This was spearheaded by members of the Bohol Rescue Unit for Marine Wildlife (BRUMW), which is composed of representatives from various offices of the Provincial Government of Bohol, national government agencies, NGOs, and private groups. This is chaired by DA-BFAR and co-chaired by DENR.



**Management of Coastal and Marine Resources (CO-Based).** In the Integrated coastal management, 2 LGUs, Tagbilaran and Panglao under CENRO Tagbilaran City and under CENRO Talibon 1 LGU, Bien Unido, assisted on the conduct of PCRA, and preparation and finalization of MCEP. In the Sustainable coral reef ecosystem management, coral reef



enhancement and protection of Danajon Bank Double Barrier Reef was undertaken, 1 MPA was established, strengthened and networked, and capacitated and provided livelihood opportunity to 3 POs/BLGUs. Fourteen (14) hectares of mangrove areas, in partnership with LGUs, under NGP component were rehabilitated.


### Clonal Nursery and Production of Quality Planting Materials of Premium and Indigenous Forest Species for the NGP

Seed collection and seed banking of 11 species of premium native forest tree (at least 25 kg. for large-seeded and 500 g. for small-seeded) were done, the establishment and maintenance of new seed production area (SPA) per PENRO, at least 4 hectares in size, located at Owac, Bilar, Bohol, in partnership with the Farmers Association in Owac (FAO) through Letter of Agreement (LOA) were undertaken, conducted training on establishment and management of SPA, conducted reconnaissance survey and site selection, presented proposed SPA during RSPL PAMB meeting, conducted survey and mapping of SPA site, conducted inventory and assessment of trees (White lauan) within SPA and facilitated signing of LOA with PO-FAO.

In the Production/procurement of quality planting materials, 306,425 seedlings of premium native forest tree species were produced. CENRO Tagbilaran City produced 22,000 seedlings, CENRO Talibon, 229,825, State University/College (SUC), 54,600 seedlings. CENRO Talibon produced 97,000 seedlings of fruit tree species and 47,000 in State University/College (SUC) for a total of 144,000 seedlings.



One of the White lauan trees within the SPA in Owac, Bilar, characterized by their being straight-boled



Seedlings of premium native forest tree spp. raised at BISU-Bilar nursery in Zamora, Bilar



<b>Sector</b>	<b>:</b>	<b>ENVIRONMENT MANAGEMENT</b>
<b>Sub-sector</b>	<b>:</b>	<b>Management of Land Resources and Environment</b>
<b>Agency</b>	<b>:</b>	<b>BOHOL ENVIRONMENT MANAGEMENT OFFICE (BEMO)</b>

## HIGHLIGHTS OF ACCOMPLISHMENTS FOR CY 2013

### A) ENVIRONMENTAL MANAGEMENT SYSTEM (EMS)

All organisations have impact on the environment. An Environmental Management System (EMS) is a structured system designed to reduce these impacts through targeted continuous improvements in its environmental management, leading to improvements in its environmental performance, while delivering benefits through reduced operating costs.

The benefits in implementing EMS may include reduction of cost through more efficient use of resources, reduced damage to the natural and human environment, effective planning and management, improved relations with regulatory agencies and reduced environmental and health risk.

The EMS program is implemented by all PGBh offices spearheaded by the Bohol Environment Management Office which also acts as the secretariat. One of its objectives is to be certified to the ISO 14001:2004 International Standard.

#### Significant Accomplishment/Activities:

- Sustained promotion and internalization of the PGBh Environmental Policy Statement to all PGBh employees by posting them on conspicuous place in every departments and offices;
- Conducted IEC to all PGBh employees on PGBh Environmental Management Program (EMP) by the EMS Communication Team in order to continually lift up awareness about PGBh EMS program;
- Conducted EMS Internal Audits to determine whether the EMS conforms to the requirements of ISO 14001:2004 Standard and has been effectively implemented and maintained;
- Designation of EMS Provincial Officer to support EMS program namely: Energy Conservation Officer (PECO), Waste Management Officer (WAMO), Occupational Safety Officer (POSO), Environmental Health and Sanitation Officer (PEHSO), Office



Supplies Conservation Officer (POSCO), Oil and Fuel Conservation Officer (OFCO) and Water Conservation Officer (WaCO).

In like manner, each office has a designated EMS officer to support the Provincial EMS Officer.

- Carry out Emergency Evacuation Drill for PGBh Offices, (Capitol Main Building, PEO Compound, Capitol Annex, OPSWD Compound, Governor's Mansion), facilitated by the TARSIER 117 in coordination with the Bohol Provincial Fire Marshall Office - BFP Bohol, Office ERT and BEMO on 10<sup>th</sup> of April 2013;
- BEMO as the EMS secretariat was able to facilitate the conduct of EMS External Audit (Stage 1) by the 3<sup>rd</sup> Party Certification Body on April 19, 2013 by the Anglo Japanese Americal (AJA) Registrars. The objective of the stage 1 audit is to conduct an EMS Document Review to check if the PGBh complied with the documentary requirements in the ISO 14001:2004 Standard;
- BEMO facilitates the conduct of EMS Management Review by the PGBh Management Executive Board on the results of the Internal and External Audits and the EMP Monitoring. That resulted in the formulation of EMS plan of action to address non- compliance and corrective and preventive actions;
- AJA Registrars conducted the EMS Certification Audit (Stage 2) to the PGBh EMS implementing offices in July 26, 2013. The objective of the stage two (2) audit are to check if the PGBh EMS implementation complied with the overall requirements set forth in the ISO 14001:2004 Standard.
- In January 2014, AJA Registrars issued the ISO 14001:2004 Certification to the Provincial Government of Bohol. PGBh is now certified to the ISO 14001:2004 International Standard.



#### For the EMS Capacity Development:

- Monthly meeting of EMS-Implementing Committee (EMS-IC) member to discuss progress on EMS implementation;
- EMS Orientation to PGBh Administrative Officers– June 18, 2013;
- EMS aptitude test to all EMS officers and EMS-IC members; May 3-10, 2013
- Training on Root Cause Analysis, June 18, 2013
- Training on EMS Internal Environmental Audit, September 24-27, 2013

## B) SOLID WASTE MANAGEMENT SECTOR

### 1) *Provision of technical assistance to MLGUs:*

BEMO has capacitated MLGUs on Waste Assessment and Characterization Study (WACS) to eleven (11) MLGUs (Balilihan, Baclayon, Corella, Cortes, Dagohoy, Dauis, Calape, Duero, Loay, Mabini and Trinidad) with a total of forty six (46) participants. Participants were the members of the Ecological Solid Waste Management - Municipal Technical Working Group (ESWM –MTWG). WACS Inventory was done in preparation of the Training of Trainers (TOT) on WACS. An actual WACS was conducted to the two (2) MLGUs (Baclayon, Trinidad) to establish base line data on waste generated per source category and per types of waste.



**Training of Trainers on Waste Assessment & Characterization Study (ToT on WACS)  
August 27 – 29, 2013 @ Loay, Bohol**

In addition the office has conducted Seminar/Orientation on RA 9003 to five (5) LGUs (Talibon, Lourdes, Tawala, Bolod, and Danao) with a total of One Hundred Seventy (170) participants and visitors from other provinces (Mt. Province and Laguna) with a total of fifty eight (58) attendees and conducted Training of Trainers (TOT) on Basic Orientation on RA 9003 to the municipality of talibon with a total of seventeen (17) participants. The orientation discussed on the highlights of the Mandatory Requirements of RA 9003, Prohibited Acts, Impacts and Opportunities of Waste Management.

### 2) *Facilitated Meetings/Workshops:*

Facilitated the Provincial Ecological Solid Waste Management Board Meeting in which highlighted by awarding the Top Ten (10) LGUs on Ecological Solid Waste Management Best Practices on program implementation (Jagna, Loon, Cortes, Duero, Baclayon, Balilihan, Maribojoc, Talibon, Albuquerque and Lila) arranged based on ranking. The 1st three (3) LGUs was awarded with Thirty Thousand Pesos (P30,000) each municipality while the 4<sup>th</sup> placer to 10<sup>th</sup> placer received Twenty Thousand Pesos (P20,000) each LGU as Cash Incentive. Additional incentives were given to good performing LGUs in form of project related to solid waste



**Awarding of ESWM Best Practices - February 7, 2013**

management. The 1<sup>st</sup> placer – Two Hundred Thousand Pesos (P200,000), 2<sup>nd</sup> placer – One Hundred Fifty Thousand Pesos (P150,000), 3<sup>rd</sup> placer – One hundred Thousand Pesos (P100,000), and the rest Thirty Thousand Pesos (P30,000) each LGU. Part of the requirements of the additional incentive, the LGUs were required to submit the following: Project Proposal, Municipal Ecological Solid Waste Management Board (MESWMB) Resolution identifying the project and Sangguniang Bayan (SB) Resolution endorsing the project, as well as Memorandum of Understanding (MOU) between the PGBh and the LGU.

Ecological Solid Waste Management - Provincial Technical Working Group (ESWM-PTWG) which composed of the Ecological Solid Waste Management - Municipal Technical Working



Group (ESWM – MTWG) of the different MLGUs conducted three (3) meetings. During the meeting ESWM – PTWG members submitted their ESWM Accomplishment Report for the quarter. The general observations of the Monitoring and Evaluation on the compliance of RA 9003 were given during the meeting based on the M & E done. ESWM – PTWG members is also given a chance to air their ESWM concern/s of their respective MLGU. Schedule of the TOT on WACS as well as the

participating LGUs were discussed also during the meeting including the venue and the expenses of the activity.

Attended and facilitated three (3) Albuquerque Cluster Sanitary Landfill (SLF) meetings. The meetings were attended by the Governor, Cluster member LGUs (11 Mayors) POIEL – Project Consultant, ARN Builders – Contractor and TIEZA Representative. Discussions on the update of Albuquerque Cluster Sanitary landfill project were tackled during the meetings. Sometime, some member LGUs send representative in behalf of the mayor attended the SLF meeting.

- 3) **Attendance to Capacity Development:** Attended Seminars/Workshops on: Climate Change, Disaster Risk Management , ISO 14001:2004, OCP/OTP/ CAR Preparations.
- 4) **Production of IEC Materials.** IEC Materials on Waste Segregation (tarpaulin) was produced for distribution to the PGBh Offices. Brochures on Vermi Composting were made available for distribution to the MLGUs and other interested parties.

5) **Other Activities:** Conducted site verification to the following areas:

**Ubay dumpsite** - owned by the mayor (Jan. 20, 2013), operated as open dumpsite, located at brgy Tubog, Ubay. The garbage is voluminous with the presence of foul odor and flies. The following were the recommendations:

1. Prepare closure plan for the dumpsite and submit to DENR – EMB for the issuance of “Authority to Close “ (ATC)
2. Enforce waste segregation and compulsory composting at source



3. Prohibit burning of garbage
4. Barangay to establish Material Recovery Facility (MRF) for the recyclable waste
5. Municipal collects only the residual and special waste
6. Establish Residual Containment Area (RCA) as transfer station
7. Special waste should be placed in vaults specially the bulbs and dry cell batteries
8. Prohibit scavengers in the dumpsite

**Panglao dumpsite** – the dumpsite is operated by LGU Panglao at Brgy Lourdes, owned by the LGU and operated as open dumpsite. Presence of foul odor and flies that nearby residents clamoring for the unhealthy condition of the site. Hereunder were the recommendations:

1. To cover the waste with soil to prevent from animals scattering the waste
2. To pour the bio-solutions immediately to the waste to control foul odor
3. To establish Residual Containment Area (RCA) and Material Recovery Facility (MRF)
4. To continuously conduct IEC on proper waste segregation
5. To enforce waste segregation at source
6. Inquire NBAC about the funding on the establishment of the SWM Facilities for Panglao
7. Encourage barangay participation in managing their waste
8. Encourage composting at source for biodegradable
9. Continue partnership with NGO (e.g. BMT Padayon) and Pos (e.g. LULA)
10. Conduct Waste Assessment and Characterization Study (WACS)
11. Designate Focal Person for SWM who can participate in any activities in the provincial level
12. Visit Jagna and Duero who has best practices on ESWM Implementation
13. To revise the ten Year ISWM



**Albuquerque Cluster Sanitary Landfill Project** – upon visit, phase 2 of the project is going on with the workers of LOUREL Contruction, a Sub-Contractor of ARN Builders.





### 5) Monitoring on Proper waste segregation:

One personnel of the sector conducted inspection per office of the PGBh on proper waste segregation and during the disposal of garbage during scheduled time. It is observed that for the earlier part of the implementation there were offices that failed to implement waste segregation. There were garbage placed somewhere within the capitol compound after 5:00 PM which is prohibited. As it progressed waste segregation is practiced.

## C) COASTAL RESOURCE MANAGEMENT (CRM) SECTOR

The Coastal Resource Management Sector of the Bohol Environment Management Office (BEMO) in partnership with CRM key partners from the national government agencies, local government units and non-government organizations who worked together in the management, conservation and protection of our coastal/marine resources.

### 1. PROVISION OF TECHNICAL ASSISTANCE TO LGU's CRM Programs:

- a. The Sector was able to conduct Participatory Coastal Resource Assessment (PCRA) and formulated the Municipal Coastal Resources Profile to 6 municipalities namely: 1) Dimiao; 2) Mabini; 3) Candijay; 4) Panglao; 5) Valencia and 6) Tagbilaran
- b. Conducted Integrated Coastal Resource Management Planning and CRM Plan review workshop and formulated the municipal Integrated Coastal Resource Management Plans to 6 municipalities, namely: 1) Dimiao; 2) Mabini; 3) Candijay; 4) Panglao; 5) Valencia and 6) Tagbilaran.
- c. Conducted monitoring and evaluation of CRM plans and programs for possible application of the municipality on Coastal Resource Management Certification to DENR Central Office to the municipality of Getafe.

### 2. STRENGTHENING OF MARINE PROTECTED AREAs (MPAs)

The PGBh has issued an Executive Order creating the Marine Protected Area Provincial Technical Working Group (MPA-PTWG) to focus on the issues and concerns regarding marine protected areas in the province. One of the plans and programs of the technical working group was to conduct seeding of high valued species like giant clams to help enhance biodiversity in our coastal areas most specifically in our marine protected sites. The CRM sector, being the secretariat and implementer of the program has collaborated closely with the University of the Philippines Marine Science Institute on the availability, acquisition & technical assistance of giant clams and the Armed Forces of the Philippines (AFP) on the transport of these marine wildlife. The sector has also conducted MPA assessment using the MPA Evaluation & Assessment Tool (MEAT) to determine MPA sites with higher level of MPA management as incentives of the MPA Management Councils/Peoples Organizations managing the MPAs. The sector has also conducted actual inspection and verification of the proposed sites and took water parameters and baseline data if the sites met the minimum requirements for the giant clams to sustain. To ensure strong and strict protection of these giant clams, the sector has also

conducted massive information & education campaign to all stakeholders and communities in the barangays of the proposed giant clam dispersal sites. The ten (10) MPA sites recipient of the twenty pieces giant clams "*tridacna gigas, spp.*" Breeders per MPA are the following, namely:

1. Bingag Marine Protected Area, Bingag, Dauis, Bohol
2. Balicasag Marine Protected Area, Balicasag Island, Panglao, Bohol
3. Badiang Marine Protected Area, Badiang, Anda, Bohol
4. Basdio Marine Protected Area, Basdio, Guidulman, Bohol
5. Cataban Marine Protected Area, Cataban Island, Talibon, Bohol
6. Gaus Marine Protected Area, Gaus Island, Pres. Carlos P. Garcia, Bohol
7. Lumayag Islet Marine Protected Area, Baybayon, Mabini, Bohol
8. Hambongan Marine Protected Area, Hambongan Island, Inabanga, Bohol
9. Majigpit Islet Marine Protected Area, Poblacion, Clarin, Bohol
10. Sinandigan Marine Protected Area, Sinandigan, Ubay, Bohol

**Strengthen MPA Network Management.** The sector has initiated in the conduct of the DuGJan MPA Network assessment, review of MPA network management plan and formulation of Action Plan. The sector will also assist in the implementation of the DuGJan MPA network Action plan.

**Protection & Law Enforcement.** The CRM Sector being the CLEC Coordinator has facilitated the Coastal Law Enforcement Council's (CLEC) quarterly meetings and has assisted the CLEC in the withdrawal of financial assistance from the Provincial Government. The sector has also assisted in the formulation of Municipal Coastal Law Enforcement Plan to 30 coastal municipalities and also assisted in the joint CRAB & Task Force Dolphin Coastal Law Enforcement Planning Workshop. The sector has also facilitated two (2) Fish warden refresher training course at Mabini & Jagna.



### 3. INFORMATION EDUCATION COMMUNICATION (IEC)

- a) Conducted IEC on sustainable MPA management, protection of giant clams and other coastal resources to 10 barangays who are recipient of giant clams;
- b) Conducted the 3<sup>rd</sup> Bohol Dolphin Festival last June 28, 2013;
- c) Conducted IEC & awareness during environmental celebrations, like:
  - Month of the Ocean celebration (every month of May)
  - Fish Conservation Week celebration (every 3<sup>rd</sup> week of October)
  - Environment Month (every month of June)
  - International Coastal Clean-up (every 3<sup>rd</sup> Saturday of September)

- d) Production of IEC materials on giant clam conservation (leaflets & tarpaulins)

The CRM sector has also responded to the request of the local government units and People's Organizations/MPA Management Councils for technical assistance in the implementation of CRM plans and programs.

#### **D) FOREST RESOURCE MANAGEMENT (FRM)**

**Biodiversity Conservation and Management Program.** Bohol Biodiversity Complex (BBC) Establishment, Operation & Management. Pursuant to the provisions of the Bohol Environment Code, the Provincial Government is mandated to institute measures to protect, conserve and enhance our existing forest resources and to adopt strategies that would hasten the restoration of lost ecological forest and diminishing biodiversity in order to address the escalating problem on water degradation and climate change in the local scenario, in coordination with national government agencies, the civil society and the private sector. The province of Bohol has its vision to perpetuate its "ecological soundness" to maintain its status as the eco-cultural destination in the region.



The Provincial Government through the Bohol Environment Management Office (BEMO) has conceptualized the establishment of an endemic forest nursery at the heart of the province, in support to all programs such as the establishment of greenbelts, mini parks, plaza, pocket forests, tree farms and the sustainability of the Rajah Sikatuna Protected Landscape (RSPL) that generally aim to enhance the undoubtedly "biologically rich Bohol" and to restore the diminishing dipterocarp species from extinction. The collaboration project started in September 2002 through a Memorandum of Agreement (MOA) between four agencies, namely: Provincial government of Bohol through BEMO, Department of Environment and Natural Resources (DENR), BISU Bilar Campus formerly CVSCAF Main Campus and Soil and Water Conservation Foundation, Incorporated (SWCF).

Later on, the project had evolved from an endemic forest nursery to a biodiversity advocacy center, also known as the Bohol Biodiversity Complex (BBC) and increased its consortium members to include: Office of the Provincial Veterinarian (OPV), Local Government Unit (LGU) of Bilar, Local Government Unit of Barangay Roxas where the Complex is situated.

**Project Components:** The Bohol Biodiversity Complex (BBC) project components comprised the following, namely: Endemic Forest Tree Nursery and Vermi-Composting project of BEMO-FRM sector, Rainforestation Farm and Regional Climate Change Center of BISU Bilar Campus, Livestock and Poultry Farm of the OPV, Dipterocarp Production Facility of BEMO and BISU, the Environmental Learning Center-Library of BEMO and SWCF, and the training center and field office of SWCF.

## Project Implementation:

1. **Endemic and Dipterocarp Production Nurseries (BEMO-FRM managed projects).** The two BBC nurseries continued to produce and dispose assorted native seedlings right from the start of the project. In 2013, a total of 30,000 plus assorted dipterocarp and non-dipterocarp species were produced including fruit trees. Seedling production target was not achieved because of the limited workforce assigned at the project and also, there are still available stocks in the nursery that needs maintenance and rebagging operation. For the two nurseries, the sector staff maintained a total of 60,000 plus assorted seedlings (including old stocks)

For the disposal, a total of 5,000 plus seedlings were disposed to various clients/recipients and some are planted within the Complex. Disposal of native and fruit tree seedlings were regulated mainly because BEMO being one of the agencies that helped in the drafting of Biodiversity Conservation Plan of the New Bohol Airport Project in Panglao which is expected to start this year have committed to supply more than 50% of the required number of seedlings in compliance of the ECC.

The recipients of the seedlings were the following, namely: local government units (LGUs) in their tree planting activities, academe (BISU Bilar & Balilihan Campus), private sectors, clients during HEAT caravans, the Sandugo Agrifair 2013 celebration, and the tree planting activity during the Philippine Civil Service Anniversary held at SLF Danggay, Albur.



On the same year, a total of 2,150 plus Minor Forest Products (MFP) were produced for demonstration and research on the appropriate propagation methods. A total of 1,300 plus assorted non-wood forest species (e.g. assorted bamboos, rattan, etc) including some of the butterfly host plants were planted within the Complex in order to serve as source of planting materials for the next production.



## 2. Vermi-Composting Facility

In 2013, a total of 7,059 kilos of vermi-composts were produced and only 5,003 kilos of vermi-composts were used as potting medium for the nursery. The excess production was disposed to various clients/recipients especially during the PGBh HEAT Caravan at the LGUs.



There is a considerable decrease in production this year due to the following reasons, namely: the vermi-worms were attacked by



parasitic flatworms that came from the damp raw substrates especially during rainy season; the source of raw substrates (e.g. rice straw and animal manure, etc) are very limited because the farmers are already utilizing their farm wastes (rice straw) and the sources are far from the Complex which need transportation during hauling; utilization of cut grasses like cogon and fallen leaves from the Complex needs more time before it will be totally decomposed; the preparation of raw substrates are done manually because the shredder machine needs to be repaired/replaced and most importantly, it really needs additional workforce in order to achieve the target. Aside from vermi-compost production and maintenance work, the staff assigned on the project also helped in the seedling production and other activities at the Complex.

**3. Bohol Biodiversity Complex (BBC), also known as Bohol Biodiversity Advocacy Center and as Eco-tourism destination.**

Since the start of the project, several local and foreign tourists visited the Complex. The US Ambassador to the Philippines Ms. Kristy Kenny and the Belgian Ambassador Gregoire Vardakis had visited the Complex in previous years. Later on, it became as one of the exposure sites for the University of Bohol-Community Welfare Training Service (UB-CWTS) and other universities.

In 2013, a total of 699 plus local and foreign tourists in 48 plus groups have visited BBC. These were the following groups of visitors, namely: the visit of Ambassador from the Peoples Republic of China Her Excellency Ma Keqing and Ambassador Carlos Chan and party visited the Complex; the VRB participants Mock tour at the Complex; Dr. Bob Congdon and party from James Cook University; several batches of BISU Bilar Campus students; Bohol Farmer Irrigators' visit at the Complex; Jessie Hastings & party from national University of Singapore; association of Bohol Tour guides; DepEd teachers from Liloan, Cebu City; Japanese consultants with BISU Staff; the participants of the educational tour sponsored by the International Center for Rural Reconstruction (IIRR); students from Mindanao State University, Marawi City; LGU Bilar officials and staff; staff from Ilocos Polytechnic State University with BISU staff; and several walk-in local and foreign tourists visited the Complex.

Based on the record, there is a decrease in visitor influx especially on the last quarter of this year because of the 7.2 magnitude earthquake that destroyed some of the tourist destinations and tourism highways in the province and recently the typhoon Yolanda that hit most of the visayas area. It really affects the tourist arrivals in the province. The highlights of the visit are the following: to conduct orientation whether formal or informal, tour guiding to the different project components, ceremonial tree planting activities, and demonstration of the nursery activities. Aside from that, the Complex served as seminar/training venue for LGUs and other clients.

The IEC materials (e.g. BBC brochure) of the Bohol Biodiversity Complex was already presented and corrected by the Consortium members. A total of 2,000 copies of BBC brochure and two BBC tarpaulins were reproduced using the budget from the Philippine Tropical Forest Conservation Foundation, Incorporated (PTFCF) grant for BBC that is solely for advertisement.



4. **Maintenance and Other Activities of the Complex (BBC).** The Complex landscape is regularly maintained, weekly cleaning is done every Monday and brushing using grass cutter is done every month and sometimes twice a month cleaning especially during rainy season where grasses and weeds easily grow.

Six (6) Special Program for the Employment of Students (SPES) summer job student workers who helped in the activities of the Complex especially seedling production (bagging and potting operation, wildling collection, etc) and maintenance, vermi-compost harvesting and cleaning the Complex landscape. The students were also oriented on the different project components of BBC and later they helped in the facilitation and guiding of visitors at the Complex. A total of 900 plus linear meters of perimeter fence were repaired/fixed to protect or secure the planted trees and seedlings from intrusion of some people and stray farm animals like carabaos and cow.



Six (6) old complex wooden signage were repainted and or replaced and four (4) wooden bridges were fixed at the karst educational trail in order to keep the pathway safe from trekking visitors who want to learn about karst information. The trees planted by the visitors were maintained by conducting ring weeding and replacement of labels and code numbers. Mulching is also applied to the planted trees especially during summer days to keep the moisture at the soil. Cut grasses and weeds served as mulch to the growing trees within the Complex.

## 5. BBC Consortium Activities

The Forest Resource Management (FRM) Sector being the secretariat had conducted one meeting of Bohol Biodiversity Complex (BBC) Consortium Members. The main agenda of the meeting was to review and finalize the draft Memorandum of Agreement for the BBC Consortium.



Another set of meeting was conducted on June 17, 2013, it was participated by SWCF (project proposal proponent) and BISU teachers for the preparation of the concept proposal for the Forestry Academic Research Area (FARA) of BISU to be submitted to the Philippine Tropical Forest Conservation Foundation, (PTFCF Inc.) The concept proposal was approved and the full blown proposal will be submitted on March 2014 for approval.

The BBC (FRM and SWCF field staff) personnel participated the Sandugo Agrifair display last July 22-28, 2013 at the Plaza Rizal to promote BBC products and as a tourist destination.

**Forest Resource Management Program.** Two coordination meetings were conducted by the FRM sector in order to discuss the activity preparation and to set the final date of the Summit. During the second meeting it was agreed that the final schedule is on the fourth quarter of this year (November 7-8, 2013). Unfortunately, the calamity struck the province with a 7.2 magnitude earthquake on October 15, 2013. Several municipalities and barangays were affected especially the western part of Bohol. Most of the PLGU and MLGU officials and personnel were very busy doing rescue and relief operations in their respective areas. The preparation of the Summit was not prioritized and was decided by the secretariat to cancel the said activity mainly because the identified participants are coming from the different affected MLGUs. They might not attend the Summit because of this valid reason.

For the Devolved ISF POs, a total of 35 meetings in 5 ISF-POs (e.g. Cambuac Sur, Sikatuna, Lobgob, Sevilla, Tigbao, Loboc, Villa Garcia, Sierra Bullones, Inaghuban and Lundag Pilar) were attended and participated during their regular monthly meetings. Several issues and concerns were raised, namely: most of their Certificate of Stewardship Contract (CSC) already expired; lack of support from the provincial government in terms of financial support for livelihood; some POs are interested to apply for CBFMA but they do not have enough resources to facilitate the processing of documents; some CSC areas were planted by trees from the National Greening Program (NGP); and their POs are not yet registered by SEC or DOLE in which they could hardly avail the NGP seedling production contract. Of the five vermi-composting facilities, only three projects were functioning. Most of their produce was utilized as fertilizer to their vegetables and rice.



In 2013, 14 seminars, trainings conducted and facilitated, namely: seminar on Growing and Maintaining of Fruit-Bearing Trees held at HNU Campus, Tagb. City, VSO Youth Volunteer Batch 4 In-Country Orientation at Anda Beach, Environmental Awareness seminar to BISU Bilar Campus Graduating education students at FTC, BISU Campus, mangrove nursery establishment & management training to HAMAMADA-PO in Poblacion, Dauis, two batches of training on Tree Care and Management to seven (7) SWCF Assisted POs in Batuan, seminar on Climate Change Mitigation & Adaptation to the coastal community of Tabajan, Guindulman, seminar on Biodiversity Conservation to IIRR visitors (coming from Luzon, Visayas and Mindanao) held at BBC, five (5) batches of trainings on Soil and Water Conservation Measures to Barangays of Poblacion, Baunos, Cansague Norte & Sur, San Isidro, Bantolinao, Antequera and Haguilanan, Catigbian HONGOS groups that were assisted by PROCESS-Bohol, VSO Youth Volunteer Batch 5 In-Country Orientation held at Bohol Coco Farm at Libaong, Panglao. In terms of technical assistance, the FRM staff provided assistance in terms of mangrove species identification in the riparian zone of Abatan River with PROCESS Bohol as the project implementer and with their biodiversity conservation project in the selected barangays within Abatan Watershed, Forester Piollo acted as resource person for the Soil and Water Conservation trainings in several barangays.

The BEMO staff led by the FRM sector was also tasked to spearhead the preparation of the tree planting site and the activity proper in celebration of the Philippine Civil Service

Anniversary on October 14, 2013. The staff together with the staff from Provincial Engineering Office (PEO) conducted the lay-outing and staking, hole digging, hauling and transport of seedlings and facilitated the tree planting activity.

**Networking and Linkaging.** There were several activities like meetings, workshops and including HEAT caravans that was done by the sector including the demand-driven activities that need the assistance and participation from the BEMO-FRM staff. In 2013, a total of 39 different activities (meetings, workshops, caravans, etc) conducted, participated and assisted by the FRM staff. Twenty four (24) meetings, three (3) HEAT caravans and nine (9) workshops attended and participated. These were the following: Coordinative meetings with different partner agencies like 2<sup>nd</sup> SF Batallion at Riverside, Bilar, BEC Steering Committee, ARDMC, Forestry Summit preparation, PADAYON-BMT Biodiversity project, Abatan River project of PROCESS-Bohol, Carood Watershed Model Forest Mgt. Council, Sandugo Agrifair 2013 preparation, BEMO Term Assessment, LGU coordinative meetings, Visitors' Relation Bureau, Concept Proposal preparation for BISU-FARA area, Philippine Civil Service Anniversary preparation (Tree Planting Activity), US Ambassador's visit to Bohol, etc.

There were three (3) caravans attended and participated in LGUs of Clarin and Trinidad and Agri-HEAT caravan in Hanopol, Balilihan. With these activities, the sector provided free seedlings, vermi-casts and brochures to the clientele. Some clients seek technical assistance from the sector in terms of rehabilitation activities. Nine (9) meetings were facilitated/attended and participated, namely: SEEM Cluster Assessment & Work and Financial Plan preparation, Summing-up and Review of the Revenue Generation of PGBh projects, Philippine Tarsier Wildlife Sanctuary Finalization, Consultation and Assessment of the Accomplishments of the Forestry Master Plan for 2003 at Crown Regency Hotel, Cebu City, BEMO Strategic Planning, PES Workshop for Carood Watershed, 2-day Disaster Risk Reduction and Climate Change Adaptation held at Metro Center Hotel and 5-day workshop on Climate Change in the CLUP preparation for LGUs, sponsored by The Climate Change Commission of the Philippines. The FRM staff participated during the Arbor Day celebration (Tree Planting Activity) held at Sikatuna Tree Park together with the selected staff from the Provincial Government, DENR and other agencies. The activity was spearheaded by DENR Office.

**Capacity/Capability Development of FRM Staff.** A total of five (5) major trainings, educational tours and workshops have attended and participated by the FRM Staff (For. Restituto A. Piollo, Jr.), these were the following, namely: four-day training on Visitor Relations' Bureau (VRB) held at Reynas Haven, Tagb. City; cross-visit in Ilo-ilo Watershed (Tigum-Aganan Watershed) with the Carood Watershed Model Forest Management Council; Consultation and Assessment of the Accomplishments of the Forestry Master Plan for 2003 at Crown Regency Hotel, Cebu City; workshop on Climate Change Adaptation and Disaster Risk Reduction at Metro Center Hotel, Tagb. City; and workshop on Climate Change for CLUP Preparation, sponsored by the Philippine Climate Change Commission of the Philippines at Flushing Meadows, Dao, Davao.

Unfortunately, The FRM sector was not able to participate in the Society of Filipino Foresters' Convention held on October 23-25, 2013 at University of the Philippines, Los Banos because of the 7.2 magnitude earthquake that affected the Capitol building in which cash advance transaction for the travel was not released. The trainings, workshops and educational tour attended and participated this year helped a lot in the development of

professional career and developed skills in new technologies and acquiring new information and learning experiences that can be applied to the local community and share this information to other people.

**Issues and Concerns.** There were several issues and concerns met or observed during the implementation of FRM programs projects and activities this year 2013. First was the limited number of working staff assigned at the Bohol Biodiversity Complex (BBC) project. This was due to the following reasons: there was a technical staff transferred to other agency to look for better opportunities. Two (2) staffs were appointed as regular employees of the provincial government but were re-assigned in other department. Secondly, the Complex operation and maintenance need more technical personnel to be hired to effectively implement the project and delivery of basic services to the clients. Thirdly, the Complex budget is dependent on the provincial government especially on the wages of the workers. Fourthly, the effect of the calamities experienced by the Boholanos wherein the FRM field staff are augmented to help in the relief operation to help the victims of the earthquake which lessen the workforce of the sector that resulted to some backlog of the project implementation. The access road from the national highway to the Complex needs repair in order to allow big buses to pass trough. In addition, seasonal flooding especially during rainy days causes the overflowing of water to the land bridge that connects to the Complex and makes it difficult to pass across the road.

## E) MINERAL RESOURCE MANAGEMENT

**RECEIVED/PROCESSED APPLICATIONS FOR SAND, GRAVEL & OTHER QUARRY RESOURCES.** The Mineral Sector received and processed Eighty two (82) applications for Governor's permit for the extraction of Sand, Gravel and Other Quarry Resources in different municipalities in the Province of Bohol.

**SITE VERIFICATION SURVEY.** The Mineral Sector verified and evaluated Eighty two (82) areas for Sand, Gravel and Other Quarry Resources applications in different municipalities of Bohol and recommended to the Provincial Mining Regulatory Board(PMRB)- BOHOL.

### **PERMITTING AND LICENSING OF SAND, GRAVEL AND OTHER QUARRY RESOURCES.**

The Mineral Sector processed only applications for Governor's permit for approval due to some applicants failed to comply the requirements on time. For Government Gratuitous permit= 11 permits approved, Regular Commercial Permit= 18 permits approved, Private Gratuitous permit=1 permit approved and Transport



/Disposal Permit= 25 permits approved from January-December 2013. From January-December 2013, ten (10) Certificate of Quarry Resources Origin (COQRO) issued and released to permittees for the shipment of minerals outside the Province.



**APPREHENSION OF ILLEGAL SAG/OQR OPERATORS.** The Mineral Staff and the Bohol Environmental Management and Enforcement Group (BEMEG) working together in enforcing the Provincial Ordinance No. 2008-025 and apprehended thirty eight (38) illegal operators from January-December, 2013.

**MEETINGS ATTENDED.** The Mineral Staff attended regular monthly meeting of the Provincial Mining Regulatory Board(PMRB)-Bohol. Attended meetings on Quarry Permittees and Mineral Traders from January-December, 2013.

**OTHER ACTIVITY.** The Mineral staff, Ana Luisa S. Estologa, MRM-Geodetic Engineer assisting the Mines and Geo Sciences Bureau – Technical staff from Manila to conduct one (1) month geologic assessment in the aftermath of 7.2 magnitude earthquake on October 15, 2013. Responded on complaints received and submit reports.



**Oath Taking of the Newly Elected Officers of the Bohol Small Mining Association**



**Monitoring and Enforcement of Bohol Mining Ordinance of 2008**



---

<b>Sector</b>	:	<b>ENVIRONMENT MANAGEMENT</b>
<b>Sub-sector</b>	:	<b>Environmental Management System and Climate Change</b>
<b>Office</b>	:	<b>PROVINCIAL PLANNING AND DEVELOPMENT OFFICE ENVIRONMENT MANAGEMENT SECTOR</b>

---

## HIGHLIGHTS OF ACCOMPLISHMENT 2013

### Mainstreaming Disaster Risk Reduction Management in the updating of the PDPFP

Since Bohol is one of the pilot provinces in Region VII fortunately chosen by the National Economic and Development Authority (NEDA) to be a recipient of this project in adopting the guidelines and in formulating the enhanced Provincial Development and Physical Framework Plan (PDPFP) mainstreaming DRR and Climate Change Adaptation (CCA). Several preparatory activities were conducted during the year especially in the preparation of the updating of the PDPFP. Among them were the finalization of the Hazard Profile and Risk Assessment in Bohol.

Bohol, being an island province, is vulnerable to natural disasters. It is prone to earthquake and its related hazards like ground shaking, liquefaction, earthquake-induced landslide and tsunami because of the presence of two faults in Bohol as well as faults located in Cebu, Negros and Leyte. The southernmost part of the province experienced frequent ground shaking due to the presence of the East Bohol Fault and another fault within the sea on the southern part. Due to its topography and presence of eleven major rivers, the province is also prone to hydrometeorological hazards such as floods, rainfall-induced landslides and storm surge.

#### A) Implementation on Building Climate Resilient Ecosystem in Bohol

The Memorandum of Agreement (MOA) made and entered by and between the CLIMATE CHANGE COMMISSION – OFFICE OF THE PRESIDENT, and the PROVINCIAL GOVERNMENT OF BOHOL, by adopting the ECOTOWN Framework in building climate change resilient communities. This project aims to build adaptive capacities of women and men in their communities, increase the resilience of vulnerable sectors and natural ecosystems to climate change and optimize mitigation opportunities towards gender-responsive and rights-based sustainable development.

Republic Act No. 9729, otherwise known as the Climate Change Act of 2009, as amended by Republic Act No. 10174, mandates the CCC to coordinate with local government units (LGUs) to address vulnerability to climate change impacts of regions, provinces, cities and municipalities, and to facilitate capacity building for local adaptation planning, implementation and monitoring of climate change initiatives in vulnerable communities and areas.

It is in this context that the Province of Bohol is one of the pilot provinces to implement the project in the five (5) municipalities within Abatan Watershed, is the third largest of the 11

major watershed networks that support water needs and other requirements of the island province of Bohol, gifted with several tourist attractions and natural endowments that can be tapped for ecotourism purposes. The ECOTOWNS are planning units composed of municipalities or a group of municipalities located within and around boundaries of critical key biodiversity areas, which are at high risk to climate change, and built around protected areas and key biodiversity areas, using ecosystem based approach that will scale up best practices and addresses the adverse impacts of climate change on the ecosystem and its environment as a whole, through adaptation and mitigation measures. Below are the major components of the project and its accomplishment.

#### Major Milestones of the Project in Bohol

Outputs/ Key Activities	Accomplishment
<b>PRE PROJECT MOBILIZATION</b>	
1. Presentation in the Sangguniang Panlalawigan	SP Resolution for Signing Authority secured
2. Draft MOA for review	MOA already signed by both parties
<b>PROJECT TEAM</b>	
1. Organization of project team (multisectoral)	Created PTWG w/ sigend E.O. issued by the Governor
2. MOA Signing with the LGU	Signed agreement
<b>NATURAL RESOURCE ASSESSMENT</b>	
1. Udpating and Consolidating Resource Assessments	Natural Resource Assessment Report
2. Conduct of Green House Gas Inventory	Waiting the advice from CCA-OP
<b>VULNERABILITY AND ADAPTATION ASSESSMENT</b>	
1. Downscaling of Climate Projections (municipal based)	Waiting the advice from CCA-OP
2. Conduct of Vulnerability and Impact Assessment	Waiting the advice from CCA-OP
<b>MAINSTREAMING CC TO PLANS</b>	
Review of comprehensive land use plan/development plan	Ongoing
2. Plan updating/finalization	Waiting the advice from CCA-OP
<b>KNOWLEDGE AND CAPACITY DEVELOPMENT</b>	
1. Documentation of Best Practices	Waiting the advice from CCA-OP
2. Capacity Development	1st Climate Proofing Training conducted
3. Training on Climate Change Adaptation & DRR	Waiting the advice from CCA-OP
4. GHG emissions inventory training	Waiting the advice from CCA-OP
5. Climate proofing for development	Waiting the advice from CCA-OP
6. Cross Visit to Current Ecotown Sites	Waiting the advice from CCA-OP
<b>SUPPORT TO POLICY FORMULATION</b>	
1. Policy recommendations for upscaling	Waiting the advice from CCA-OP

## **B) Implementation AusAid Public Sector Linkages Project (PSLP)-Capacity Strengthening of 5 Provincial Governments & State Universities in Integrating Climate Change Adaptation and Disaster Risk Reduction in the Philippines**

The Provincial Government of Bohol (PGBh) and the Bohol Island State University (BISU) have entered into a Memorandum of Agreement (MOA) with the Australian National University (ANU) and the Climate Change Academy/Centre for Initiatives and Research on Climate Change Adaptation for Local Government Units in the Philippines (CCA/CIRCA) to collaborate and participate in the AusAID Public Sector Linkages Project (PSLP) - Capacity Strengthening of Five (5) Provincial Government and State Universities in Integrating Climate Change Adaptation and Disaster Risk Reduction in the Philippines.

The MOA stipulates the formation of a Technical Working Group (TWG) in the Province of Bohol to serve as the local coordinating body for the successful implementation of the two-year AusAID Project and will be tasked to partner with CCA/CIRCA on project preparation, implementation, and monitoring. And lastly, the MOA further stipulates that the PGBh shall allocate counterpart funding for the TWG operations and for participating personnel including financial support for transport and living expenses during training workshops and holding of necessary project-related activities subject to usual accounting and auditing rules and regulations (Section 3 of the Executive Order No.20 signed on January 20, 2014 by the Governor Edgardo M. Chatto).

The aims of the project are the following:

- To enrich the knowledge content of training materials on climate change adaptation and disaster risk reduction that are used by CCA/CIRCA for teaching disaster practitioners and climate change adaptation strategists at the LGUs in the Philippines.
- To increase the resilience of farming, fishing and urban communities so they can withstand some negative impacts of extreme weather events (EWEs) that will be intensified by changes in global climate trends



### **Objectives of the Project:**

- To further build the capacities of the LGUs of Bohol Province, researchers and faculty members of the State Universities and Colleges (SUCs) and provide them with additional knowledge and good practices on undertaking disaster risk reduction and climate change adaptation in accordance with the goals of the Capacity Strengthening of Five Provincial Governments and State Universities in Integrating Climate Change Adaptation and Disaster Risk Reduction Project.
- To facilitate in the conduct of the two series of provincial and municipal training-workshops and piloting of projects on integration of localizing climate change adaptation and disaster risk reduction in at least two barangays in the province.

## Major Accomplishment for CY 2013

- **First Orientation Meeting of Dr. Doracie Zoleta-Nantes with the Provincial Government of Bohol and the Bohol Island State University (BISU) on April 8-9, 2013 at the PPDO and BISU.**

### Outputs:

- a. Project terms and conditions specified
- b. MOA discussed and later forwarded to Governor Edgardo M. Chatto for signature
- c. List of identified members of the Bohol Technical Working Group

### Facilitating Factors:

- a. Readily available conference room and office equipment for meeting at the PPDO and BISU
- b. DRR-CCA is already included in Bohol's development agenda
- c. BISU President is ready, willing, and committed to DRR-CCA

- **Conducted 1<sup>st</sup> Capacity Development Training at the Provincial Government of Bohol (PGBh) on September 19-20, 2013 at the Metro Centre Hotel, Tagbilaran City**

### Outputs:

- a. Governor Chatto met the team headed by Dr. Doracie Nantes via a courtesy call
- b. 92 participants who attended during the training from the Provincial and Municipal Government Units and Academe [BISU, Holy Name University (HNU), University of Bohol (UB)] enriched the knowledge contents of the training materials on climate change adaptation and disaster risk reduction that are used by the Climate Change Academy.
- c. Formal turn-over of the equipment (4-laptops, 3-MP3 recorder)
- d. Formulated consolidated action plan for Bohol (please see attached)

### Facilitating Factors:

- a. Presence of resource persons from different disciplines (ANU, UP, CCA-CIRCA, ICRAF, etc.)
- b. Support from the PGBh and BISU to provide technical staff to document the 2-day activity
- c. Available funds from ANU-AusAID
- d. All participants actively participated in the module discussions and plenary session until the end of the 2-day training

- **Integrated disaster risk reduction and climate change adaptation in the writing of the Post-Great Bohol Earthquake Rehabilitation Plan**

### Outputs:

- a. DRRM-CCA integrated into the Post-Great Bohol Rehab Plan that was endorsed by the Sangguniang Panlalawigan to the Regional Development Council for favorable endorsement to national government agencies concerned

### Facilitating Factors:

- a. Availability of references on DRR-CCA from trainings attended by the PPDO personnel including that of the ANU-sponsored training




## Foreign Assisted Projects





### Implementation of Realizing DReAMS Project: Funded by European Union


Year three (3) marks an important transition for the Project ending this year 2013 with the partners focusing on three overarching deliverables: First was on the *ecoBUDGET*, second was on the PDMS (Poverty Database Monitoring System), and third, on the interfacing of *ecoBUDGET* and PDMS.

On *ecoBUDGET*, all the Local Authorities have commenced with the implementation of their respective Master Budgets after having them ratified by their respective legislative councils. ICLEI-SA and ICLEI-SEA provided assistance and facilitated the South Asian and Southeast Asian clusters in going through the next steps of the *ecoBUDGET* cycle, with guidance from the Asian cities European links – Vaxjo and Bologna. Remarkably, initial results have been noted by the partners with respect to their short-term environmental targets.

CONSOLIDATED ACCOMPLISHMENT REPORT	
Province of Bohol 2013	
<b>OVERVIEW</b>	<p>The Realising Development of Resources and Access to Municipal Services (DReAMS) for South and Southeast Asian Local Authorities Project is a European Union funded action that seeks to enable and support local authorities to achieve sustainability in their services and urban governance and assist in the attainment of Millennium Development Goals 1 and 7. Launched in 15 January 2010, the DReAMS Project aims to facilitate two tested and accepted innovative tools to the local authorities: the environment and natural resource management system (<i>ecoBudget</i>) and the Poverty Database Monitoring System (PDMS); and the linking of both tools to improve local planning. In the line with its aims, the objectives of the DReAMS Project are to increase awareness among politicians, decision-makers and general public on local and regional environmental and socio-economic issues; capacity building; natural resources management; and poverty reduction. <b>The municipal catalyst projects are the project's ultimate results.</b></p>
<b>BALILIHAN</b>	<p>Balilihan's catalyst project is the improvement of its <b>Central Material Recovery Facility</b>. The aim of the project is to address the problem on solid waste management. Specifically, the project also works to increase the level of awareness of the residents on waste management procedures, and the perfection of the system in carrying out its Ecological Solid Waste Management plan.</p> 



JAGNA	 <p>municipality.</p>	<p>Jagna's catalyst project is its <b>Integrated Solid Waste Management</b>. It served as an intervention to address the problem on waste disposal, which was on top of the list of problems identified in the PDMS. The project's general objective is to reduce the volume of waste generated per day. It also aims to improve the efficiency of waste management and to achieve a clean and healthy environment in the</p>
MARIBOJOC	<p>Maribojoc's catalyst project is the establishment of <b>Farmer's Academy (Natural Farming Technology System)</b>. It was selected from a list of projects and interventions that would address issues common to both poverty reduction and environmental concerns. It involved establishing a three-hectare agricultural demonstration farm, equipped with adequate infrastructure support, where local farmers go through actual application of natural farming technology systems.</p>	
PILAR		<p>After doing a cause and effect matrix, Pilar was able to determine its catalyst project, which is the <b>Small Farm Reservoir (SFR)</b>. The identification of the project was motivated by the intention of the LGU to implement a project that would address the problems identified in the PDMS and the environmental issues prioritized in the environmental master budget. The project's aim is to improve the productivity and income of farming households</p>
TALIBON	<p>Talibon's catalyst project is named <b>Asenso sa Baroto (Prosperity in Paddle Boat)</b>. The concept of the project came from the fisher folks who requested the LGU to provide them with paddle boats. The request presented an opportunity for the LGU to create a project that would address issues and concerns related to poverty reduction and environmental sustainability. The project aimed to provide livelihood, restore abundance of marine resources, and protect coastal lines from illegal fishers, and raise awareness on coastal resource management.</p>	

<p><b>TUBIGON</b></p>	 <p>Tubigon's catalyst project is the construction and rehabilitation of <b>Mini-Diversion Dams</b>. The project was designed to address issues and concerns related to poverty and environment. Specifically, the project aims for optimum utilization of water resources for agricultural production to address the issue on low household income of the farming communities. The project relied on the municipality's environmental asset, particularly the water from its rivers, to provide an irrigation facility for the farmers.</p>
<p><b>OTHER PARTNERS</b></p>	<p>Thimphu's (Bhutan) catalyst project is its <b>Waste Management and Recovery Facility</b> which not only allow the city to address its waste problem but also give its locals income from the products generated from its own garbage. Rajshahi's (Bangladesh) catalyst project is its <b>Community-Based Waste Management Facilities</b> which not develop awareness among its citizens on how they should segregate their garbage but also in controlling the volume of wastes being generated.</p>
<p><b>FINAL CONFERENCE</b></p>	<p>In Septemebr 2013, the DReAMS Project held clustered its final conferences. For Southeast Asia, its cluster conference was held in 12 to 13 September in Panglao Blue Water, Bohol, Philippines. The conference was attended by 106 participants coming from the six pilot municipalities, academe, relevant national and local government agencies and non-government organizations, and funding institutions. The highlights of the activity included the unveiling of municipal exhibits, presentation of project accomplishments, sharing of best practices, replication strategy, and the turn-over of laptops to the pilot municipalities.</p>  <p>Bohol Governor Edgardo Chatto graced the opening while the Program Manager of the European Union Delegation to the Philippines, Mr. Eric Galvin, stayed throughout and took part in the discussions. Partners from the International Council for Local Environment Initiatives Southeast Asia Secretariat and Vaxjo, Sweden also joined and were represented by Mr. Victorio Aquitania and Mr. Anders Franzen respectively.</p>

## THE RELATIONSHIP BETWEEN YOUR ORGANIZATION AND STATE AUTHORITIES IN THE ACTION COUNTRIES? HOW HAS THIS RELATIONSHIP AFFECTED THE ACTION?

Project is built on the premise of support from local authorities and as a support to existing initiatives of local authorities, and regional or national governments. Through measures implementation of master budget, strong liaison is maintained between local, regional and national governments. In the South Asian cities and Southeast Asian municipalities, this has been visible during the development and identification of the indicators of the *ecoBUDGET* Master Budget that are based on local policies and programmes. More of this relationship is expected to be pronounced with the identification of the regional and national stakeholders and the creation of roll out strategies in the different countries in the third year of the project.

### RELATIONSHIP WITH ANY OTHER ORGANISATIONS INVOLVED IN IMPLEMENTING THE ACTION:

The project organization and the Partner Local Authorities have cultivated good relationships with community organizations and associations involved in some key activities related to local-level-planning and implementation. Community volunteers are mobilized with the assistance of people's organizations in most of the participating countries. Through the stakeholders committees, other organizations are involved in the monitoring and evaluation of the project activities. Through partner LAs and NGOs, the project was also able to involve target sectors in identifying interventions or projects relevant to their needs. Since the project is targeted towards the most-deprived members of the community, the activities are focused in the areas where the urban poor are situated, particularly in the slum areas. In Guntur and Rajshahi, a number of communities had been mobilized by forming groups which help in planning, developing, and implementing such activities that provide opportunities for economic and social development.



**RELATIONSHIP WITH THE THIRD PARTIES (including other donors, other government agencies or local government units, NGOs, etc).** For other third parties involved (including other donors, other government agencies or local government units, NGOs, etc): The Bohol Local Development Foundation, an NGO based in Bohol, and Alcanz Consulting, a private consultancy firm composed of retired UN officials and technical officers, have provided technical assistance on pro bono basis. BLDF owns the PDMS software and it is under its auspices that Version 2.3 is being modified to suit the objectives of the project. In Guntur, NGOs have been involved in the local stakeholders group and form part of the external monitoring agencies for the project activities.





## Office Accomplishments by Development Sector

# DEVELOPMENT ADMINISTRATION SECTOR





**Sector : DEVELOPMENT ADMINISTRATION**

**Sub-sector : Local Governance**

**Office/Agency: GOVERNOR'S OFFICE**

## HIGHLIGHTS OF ACCOMPLISHMENTS CY 2013

### SPECIAL PROJECTS SECTION

- **HEAT BOHOL CARAVAN**

Spearheaded the conduct of HEAT Bohol Caravan with the aim of bringing unified Public-Private Partnership development initiatives closer to the people with the following outputs:

#### PARTICIPATING AGENCIES

Participating Agencies					
Date	Municipality	Nat'l Govt. Agency	Provl. Govt. Offices	Private Sector	TOTAL
Aug. 10, 2010	Pres. CPG	17	19	3	39
Oct. 19, 2010	Pilar	16	20	4	40
Dec. 15, 2010	Balilihan, Catigbian, Sevilla, Batuan	23	27	9	59
Feb. 21, 2011	San Isidro	26	22	12	60
April 19, 2011	Mabini	29	27	16	72
June 21, 2011	Alburquerque	31	30	17	78
Sept. 2, 2011	Guindulman	32	28	19	79
Nov. 8, 2011	Talibon	30	29	21	80
Jan. 11, 2012	Antequera	30	30	23	83
March 8, 2012	San Miguel	31	31	30	92
April 24, 2012	Lila	30	29	35	94
June 19, 2012	Sikatuna	31	31	34	96
October 25, 2012	Valencia	34	32	36	102
January 21, 2013	Clarin	34	33	38	105
Mar. 13, 2013	Trinidad	35	33	37	105
Sept. 4, 2013	Ubay	34	36	38	108



### NUMBER OF BENEFICIARIES

Municipality		Number of Beneficiaries/Individuals Served					
	Number of Barangays Benefited	Consultancies/ Licensing/ Cliniquing/ Training & Education	Social Services / Other Services	Agriculture and Fisheries	Environment, Tourism and Infrastructure	Medical, Dental, Circumcision, Haircut, Wellness	TOTAL
Pres. CPG	23 barangays	745	3,839	1,605	31	2,587	<b>8,807</b>
Pilar	21 Barangays	2,917	3,300	1,792	264	2,267	<b>10,540</b>
Balilihan, Catigbian, Sevilla, Batuan	23 barangays [Balilihan (10), Catigbian (7), Sevilla (5), Batuan (1)]	2,256	4,608	4,793	112	1,538	<b>13,307</b>
San Isidro	12 barangays	3,476	3,166	3,487	122	1,327	<b>11,578</b>
Mabini	22 barangays	2,738	4,466	2,280	189	2,122	<b>11,795</b>
Alburquerque	11 barangays	3,033	2,537	1,306	355	1,464	<b>8,695</b>
Guindulman	19 barangays	2,358	4,033	3,534	500	1,063	<b>11,488</b>
Talibon	25 barangays	2,389	5,772	3,275	457	3,214	<b>15,107</b>
Antequera	21 barangays	2,858	4,445	819	97	1,578	9,797
San Miguel	18 barangays	779	2,083	3,402	208	3,133	9,605
Lila	18 barangays	189	3,621	2,396	2,360	2,609	11,175
Sikatuna	10 barangays	680	2,559	1,345	500	963	6,047
Valencia	35 barangays	471	5,006	2,274	371	2,220	10,342
Clarín	24 barangays	1,210	4,687	3,198	117	4,182	13,394
Trinidad	20 barangays	1,883	7,806	1,412	126	3,344	14,571
Ubay	44 barangays	Estimate only					19,000
<b>TOTAL</b>	<b>346 barangays</b>						<b>185,248</b>

- **OUTREACH MISSIONS (“Mini Heat Caravan”)**

Five (5) Outreach Missions were conducted in the following towns/communities.

1. Municipality of Sagbayan ( covering 24 barangays)
2. Municipality of Panglao ( covering 10 barangays )

This outreach activity is similar to HEAT Bohol Caravan but with lesser participating agencies. Other partners call this as “Mini Heat Bohol Caravan”.

- MEDICAL AND DENTAL OUTREACH MISSION**

Date	Area	Number of Beneficiaries	
		Barangays	Individuals
January 12, 2013	Bay-ang, Ubay	1	116
January 14, 2013	Tabalong, Dauis	1	180
February 9, 2013	Pob. Sagbayan	24	862
February 26, 2013	Pob. Panglao	10	1,049
March 2, 2013	Pob. Mabini, Bohol	1	234
March 25, 2013	Guinobata, Trinidad	1	117
May 20, 2013	Hambabauran, Ubay	1	134
May 23, 2013	Cabawan Tagb. ( BDJ)	1	160
June 22, 2013	Ilijan, Ubay	1	269
July 4, 2013	Pob. Sur, Carmen	1	319
July 17, 2013	Cabawan Dist. Tagb.	1	127
August 10, 2013	Pob. III, Tagb.	1	244
August 14, 2013	Salvador Sierra Bullones	1	269
August 23, 2013	Pob. Sierra Bullones	1	295
August 31, 2013	San Pedro, Duero	1	123
Sept. 14, 2013	Habitat Vill. Tagb.	1	256
Sept. 15, 2013	KofC Tagb.	1	90
Sept. 26, 2013	Katipunan, Carmen	1	388
Oct. 31, 2013	Pob. Batuan	1	267
TOTAL		51	5,499



- **ASSISTANCE TO MAJOR MEDICAL AND OUTREACH MISSIONS (INTERNATIONAL AND NATIONAL)** – in partnership with the Philippine Gift of Life and other humanitarian mission groups

Name of Mission Group	Nature of Mission	Date Conducted	Total Number of Beneficiaries
Association of Filipino Physicians of Southern Illinois	Surgical	February 16-23, 2013	146
Aloha Medical Mission (SPS-GO as the main coordinator)	Surgical and Giving of Hand Prosthesis	March 4-9, 2013	1,332
Korea	Surgical	November 4, 2013	1
7 <sup>th</sup> Heart Surgical Mission	Surgical	Nov.30-Dec. 7, 2013	23
TOTAL			1,502



- **Special Events/Visitor's Reception/Conferences/Annual Celebration CY 2013**

- **VIP's /Dignitaries visited**

January 17, 2013	Hon. Teofisto "TG" Guingona Senator, Republic of the Philippines
January 26-29, 2013	Visit of the Ambassador of the People's Republic of China to the Philippines and Party Her Excellency Ma Keqing
February 3, 2013	Visit of the Ambassador of Taiwan to the Philippines and Party
March 4-9, 2013	Aloha Medical Mission Team
March 20, 2013	Hon. Cynthia Villar Former Las Piñas Congresswoman
February 21, 2013	Lt. General Allan Luga
February 26, 2013	Likha Asya Performers
March 21-23, 2013	Visit of the four Ambassadors from Vietnam, Bangladesh, Indonesia and Italy to the Philippines
March 25, 2013	Australian Agency for International Development

	(AusAID) Staff
April 3, 2013	<ul style="list-style-type: none"> <li>• Sen. Edgardo “ Sonny” Angara</li> <li>• Sec. Joel Rocamora, National Anti-Poverty Commission</li> </ul>
April 20, 2013	Hon. Jamby Madrigal and Party Former Senator, Republic of the Philippines
April 14, 2013	Hon. Riza Hontiveros and Party Former Representative, AKBAYAN Party List
April 17, 2013	Dr. Sebek & Hussa
April 18, 2013	Hon. Loren Legarda and Party Senator, Republic of the Philippines
April 21, 2013	Hon. Allan Peter Cayetano and Party Senator, Republic of the Philippines
April 22, 2013	ASEAN Delegation on Cyber Pornography
April 23, 2013	<ul style="list-style-type: none"> <li>• Secretary Joel Villanueva Department of Technical Skills and Development Authority</li> <li>• Hon. Aquilino “Koko” Pimentel Senator, Republic of the Philippines</li> </ul>
April 22-26, 2013	ASEAN Representatives/Delegates 2 <sup>nd</sup> ASEAN Conference on Working Cyber Pornography and Cyber Prostitution-Free Southeast Asia
May 9, 2013	Hon. Benigno “BAM Aquino” Former TAYO President
May 18, 2013	Visit of Vice Admiral Jose Luis Alano
May 22, 2013	Hon. Mariano Del Castillo, Supreme Court Associate Justice
May 19, 2013	Mr. George Lemon of Australian Political Exchange Council and Party
June 3-4, 2013	Sungpa –Gu City Government of South Korea
June 29, 2013	Visit of the following VIPs to Bohol <ul style="list-style-type: none"> <li>• Hon. Carlos Chan – Philippines Special Envoy to China</li> <li>• His Excellency Mohzin Razi – Pakistani Ambassador to the Philippines</li> <li>• His Excellency Panha Tout – Cambodian Ambassador to the Philippines</li> <li>• Hon. Sein Nwe Aye – Charge de Affaires of Myanmar</li> <li>• Madame Zenaida Tacorda Rabago – Former Philippine Ambassador to Bangladesh</li> </ul>
July 4-5, 2013	HE Joseph Rychtar Ambassador of the Czech Republic
July 12-15, 2013	<ul style="list-style-type: none"> <li>• Visit of Marciano Paynor Jr. and Rev. Fr. Arnold Zamora Philippine Consul General of San Francisco, USA</li> <li>• Visit of Rear Admiral and Mike Rodriguez</li> </ul>
July 20, 2013	Visit of Major General John S. Bonafos
July 21, 2013	Arrival of Mr. Takahiro Sasaki, JICA Country Representative as Guest of Honor during the Bohol Day



	Celebration
July 24, 2013	Visit of Ms. Gloria Steele Mission Director, USAID
July 28-30, 2013	Visit of the Ambassador of Singapore to the Philippines HE Hirubalan V P and Party
July 28, 2013	Board of Directors of World Vision Philippines headed by Former Supreme Court Chief Justice Puno
August 15-17, 2013	Chinese Media with Assistant Secretary Raul Hernandez Department of Foreign Affairs
September 5-6, 2013	Visit of the HE Harry Thomas, Jr. US Ambassador to the Philippines with USAID and Peace Corps Heads
September 10-11, 2013	Visit of Vietnam Inspectorate General and office of the Ombudsman Visayas
December 7-8, 2013	Visit of Secretary Proceso J. Alcala Department of Agriculture
December 9, 2013	Visit of Mr. George Beck Deputy Assistant Administrator, USAID
December 12, 2013	Official Visit of HE Phillip Goldberg, Ambassador of the United States to the Philippines and USAID officials



○ **LGU's & other groups that conducted benchmarking activities in Bohol**

April 10-12, 2013	SK and Barangay Officials from Mamatid, Cabuyao City, Laguna
June 5, 2013	Municipality of San Nicolas, Province of Batangas
June 8, 2013	Municipality of Dumangas, Province of Ilo-Ilo
June 12-14, 2013	Province of Pampanga
June 20, 2013	<ul style="list-style-type: none"> <li>Provincial Health Office, Province of Masbate</li> <li>LGU Navotas, Manila</li> </ul>
June 28, 2013	Butuan Day Care Workers Federation, Butuan City
June 29, 2013	Barangay Officials Barangay San Isidro Cabuyao, Laguna

July 8, 2013	Department heads and Officials Cotabato City
July 11, 2013	Plaridel Farmers Association, Plaridel City
July 15, 2013	Department Heads and Officials Zamboanga del Sur
August 23, 2013	<ul style="list-style-type: none"> <li>• Carcar Cebu City Officials, Cebu</li> <li>• Department Heads and Officials, San Fernando, La Union</li> </ul>
September 4, 2013	Department Heads and Officials Municipality of Motiong, Samar
September 6, 2013	Department Heads and Officials Municipality of Calaca, Batangas

○ **Annual Celebrations Facilitated**

February 25, 2013	EDSA People Power Celebration
June 12, 2013	Independence Day
June 14, 2013	42nd Death Anniversary of the Late President, Carlos P. Garcia, Bohol's Most Illustrious Son
July 22, 2013	159 <sup>th</sup> Bohol Foundation Day
November 4, 2013	116 <sup>th</sup> Birth Anniversary of the Late President, Carlos P. Garcia, Bohol's Most Illustrious Son



- **Facilitated the following guests who assisted/turned over financial aid to the Province of Bohol**

November 13-14, 2013	Over of Financial Assistance from the Province of Surigao del Sur thru Vice Governor Arturo Carlos Egay Jr.
November 14, 2013	Turn Over of Financial Assistance from the following: <ul style="list-style-type: none"> <li>• Bishop Bienvenido Abante, Former Congressman of Manila District and daughter Manila City 1<sup>st</sup> Councilor Princess Abante</li> <li>• House Speaker Sonny Belmonte</li> </ul>
November 14-15, 2013	Turn Over of Financial Assistance from Damaguete City Officials
November 20, 2013	Visit of Secretary Rosalina Baldoz Department of Labor and Employment
November 23, 2013	Turn Over of Financial Assistance from Nara, Palawan through Vice Mayor Crispin Lumba
November 28, 2013	Official visit of HE Benigno S. Aquino III President, Republic of the Philippines
December 2-5, 2013	Assisted in the Balik Bohol Integration Program
December 10, 2013	KIPP Branch and Mr. Mark Mosely Assessment of province managed hospitals re: future turn over of medical supplies and equipment from MAP International
December 16, 2013	Turn Over of Financial Assistance from Lucena City through Ms. Rosario Ebron and Ms. Malou Maralit



### **CONSTITUENCY SERVICES SECTION**

- Conduct of People's Day
  - Governor's Office Main - 48
  - Municipality of Talibon - 12
  - Municipality of Carmen - 12
  - Municipality of Jagna - 12
- Provided Aid to Individuals in Crisis Situation
  - A total of 10,408 individuals referred to the OPSWD for appropriate assistance
  - Soft releases amounting to P13.8 Million

- A significant number of clients provided with medical services by the Bohol Medical Care Institute
- Provided Medical Assistance to constituents through the Indigent Fund
  - Gov. Celestino Gallares Memorial Hospital
  - Don Emilio Del Valle Memorial Hospital



### **ADMINISTRATIVE SUPPORT SECTION**

1. Provided administrative general support services to the Provincial Governor and Provincial Administrator including its office divisions/sections as well as the G.O. attached Offices in their activities such as in the form of:

- a. Provision of office supplies
- b. Records management
- c. Provision/facilitation of transport
- d. Reproduction of papers
- e. Processing of financial papers, etc.
- f. Maintenance of office cleanliness and equipment
- g. Messengerial and utility services
- h. Personnel management/benefits
- i. Implementation/compliance of policies and other memoranda including observance of EMS and 5S
- j. Review of drafts and communications

2. Facilitated, acted upon and/or approved the following:

a. Vouchers	-	19,808
b. Payrolls	-	2,176
c. Job Purchase Requests	-	2,520
d. BAC Resolutions	-	2,700
e. Purchase Orders	-	2,100
f. Checks	-	22,102
g. Program of Works	-	210
h. Other Administrational Papers	-	4,102

3. Drafted or facilitated in the issuance and dissemination of directives of the Provincial Governor:

a. Executive Orders	-	26
b. Memorandum Orders/Advisories	-	1,500



c. Memo-circulars	-	100
4. Prepared communications/letters:		
a.Souvenir Messages	-	70
b.Recommendations	-	300
c. Indorsements	-	2,500
5. Provided secretariat and other support services to:		
a.Management Executive Board	-	8 meetings
b.Local Finance Committee	-	70 meetings
c. Peace and Order Council	-	10 meetings
d.Other Special Committees/Bodies		
For Special Events/Programs	-	8 meetings
6. Routed/disposed of communications received	-	10,500



Sector : DEVELOPMENT ADMINISTRATION

Sub-sector : Local Governance

Office/Agency: SANGGUNIANG PANLALAWIGAN (SP)

## HIGHLIGHTS OF ACCOMPLISHMENTS CY 2013

- Passed 25 Ordinances. Among the notable ordinances include:

### *For Health*

- Ordinance No. 2013-005 – Adopting the Health and Sanitation Code of the Province of Bohol
- Ordinance No. 2013-006 – Institutionalizing the Telephone and Radio System Integrated Emergency Response (TaRSIER 117)



### *For Governance*

- Ordinance No. 2013-007 – Adopting and pursuing a Public-Private Partnership (PPP) approach towards development, creating a PPP Regulatory Authority and providing appropriations therefor and for other purposes
- Ordinance No. 2013-019 - Amending Article 4D.01, paragraph (2)(d) of Provincial Ordinance No. 97-001, Carlos P. Garcia Sports Complex facilities as amended by Provincial Ordinance No. 2006-16, rental fee for the use of the Swimming Pool be subject to bidding with a floor price of P20,000.00 per month, otherwise known as the Revised Revenue Code of the Province of Bohol
- Ordinance No. 2013-20 - Amending Section 4D.01, (2) of Provincial Ordinance No. 2006-016, CPG Sports Complex Facilities as amended by Provincial Ordinance No. 2011-015, providing Advertising Rates for Billboards in the CPG Sports Complex for one thousand per month



***For Infrastructure***

- Ordinance No. 2013-001- Appropriating the amount of P3,000,000.00 to be taken from the Performance Challenge Fund (PCF) given by DILG as our incentive being the Regional Winner of the Gawad Pamana ng Lahi. for the implementation of the Concreting of the Bagumbayan-Estaca Road, Pilar (Estaca side)
- **Passed 526 Resolutions. Among the notable resolutions include:**

***For Health***

- Resolution No. 2013-310 - Enjoining all LGUs of the Province of Bohol: Barangays, Municipalities and the City of Tagbilaran to support and adopt the 4 o'clock habit as a strategy against Dengue
- Resolution No. 2013-382 - Authorizing the Honorable Provincial Governor, Atty. Edgar M. Chatto to represent the Provincial Government and sign the Memorandum of Understanding (MOU) by and among the Human Society International, the Local Government Units of Panglao and Dauis and the Provincial Government of Bohol, pertinent to the Dog Management through Spay and Neuter Surgical Procedure and Responsible Pet Ownership Campaign Project in Panglao
- Resolution No. 2013-480 - Favorably endorsing the Bohol Rehabilitation Plan specifically the reconstruction and rehabilitation of province-owned hospitals and other medical facilities damaged during the earthquake of 15 October 2013 and seeking financial assistance from National and International funding agencies with counterpart funds from the provincial government of Bohol, if necessary
- Resolution No. 2013-481 - Favorably endorsing the Bohol Rehabilitation Plan specifically the reconstruction project of the Cong. Natalio P. Castillo Memorial hospital in the municipality of Loon through seeking of financial assistance from National and International funding agencies with counterpart funds from the provincial government of Bohol, if necessary
- Resolution No. 2013-490 - Authorizing the Governor, Atty. Edgar M. Chatto, to sign the Deed of Donation for and in behalf of the Provincial Government as Donee of one (1) unit Portable/Mobile Water Treatment System, amounting to P2,400,000.00. from the Philippine Charity Sweepstakes Office (PCSO), as Donor
- Resolution No. 2013-152 - Authorizing the Honorable Provincial Governor, Atty. Edgar M. Chatto to donate five (5) hectares of land located in Barangay Malayo Sur, Cortes, Bohol to the Governor Celestino Gallares Memorial

Hospital for its construction of a new building relocation project to address the problem of congestion in the hospital with the stipulation...

***For Education***

- Resolution No. 2013-138 - Approving the transfer without cost of the STARS Project Training Materials (Supplies and Equipment) to the recipient municipalities
- Resolution No. 2013-273 - Authorizing the transfer without cost of one (1) unit computer with Edifier speakers each in the efficient implementation of ECCD programs and projects in the municipalities of Baclayon, Cortes, Lila, Alicia, Sagbayan, Garcia Hernandez, Duero, Ubay, Maribojoc, Bien Unido, Panglao, Valencia, Jagna and Anda
- Resolution No. 2013-304 - Authorizing the Honorable Provincial Governor, Atty. Edgar M. Chatto to represent the Province and sign the Memorandum of Agreement (MOA) to be entered into by and between our Provincial Government, DepEd-Bohol and PROCESS-Bohol, regarding the project known as the "Combating Child Labor in Ubay, 2 District of Bohol. The project aims to provide basic education to children with opportunities to develop skills, gain knowledge, develop talents and build a solid foundation for a better future
- Resolution No. 2013-384 - Authorizing the Honorable Provincial Governor, Atty. Edgar M. Chatto to represent the Provincial Government and sign the Memorandum of Understanding (MOU) between the Provincial Government and the NGO, CI-Philippines, Inc. regarding the provision of good quality hardbound used books for the public schools, Municipalities, and barangay libraries in the province
- Resolution No. 2013-452 - Authorizing the Honorable Provincial Governor Edgar M. Chatto to represent the Provincial Government and sign the Memorandum of Agreement (MOA) between the Department of Education, particularly the Holy Name University and the University of Bohol as the delivering institutions, and the Provincial Government of Bohol on Certificate Program for Mathematics and Science Teaching for Teachers in the Grade School

***For Agriculture***

- Resolution No. 2013-026 - Authorizing the Honorable Provincial Governor, Atty. Edgar M. Chatto to represent the Provincial Government of Bohol and sign the Memorandum of Agreement (MOA) to be entered into by and between the National Food Authority (NFA) Bohol Provincial Office

and the Provincial Government of Bohol for the purchase of rice on credit during calamities and emergencies.

- Resolution No. 2013-029 - Declaring every 3rd week of January as official Ube festival week of Bohol
- Resolution No. 2013-089 - Authorizing the Honorable Provincial Governor, Atty. Edgar M. Chatto to represent the Provincial Government of Bohol and sign the Memorandum of Agreement (MOA) between the Provincial Government of Bohol and the International Crops Research Institute for the Semi-Arid Tropics (ICRISAT) for the latter to provide a Tropicutor Machine
- Resolution No. 2013-090 - Expressing our gratitude to the Bureau of Soil, Water and Management of the Department of Agriculture for the cloud seeding operation in the Province of Bohol
- Resolution No. 2013-139 - Authorizing the Honorable Provincial Governor, Atty. Edgar M. Chatto to enter into a Usufruct with construction Agreement with the DAR-Accredited Bohol Federation of Agrarian Reform Communities Cooperatives for the use of the provincial government owned lot for the establishment of Post Harvest Facilities Agrarian Information Marketing Center (PHFAIM C) or Bagsakan Center, subject to the terms and conditions stated therein
- Resolution No. 2013-322 - Authorizing the Honorable Provincial Governor, Atty. Edgar M. Chatto to represent the Provincial Government of Bohol and sign a Memorandum of Agreement (MOA) with the Philippine Coconut Authority (PCA) for the rehabilitation and establishment of the Coconut Agri-industry hub in the Province
- Resolution No. 2013-381 - Authorizing the Honorable Provincial Governor, Atty. Edgar M. Chatto to represent the Provincial Government and sign the Memorandum of Agreement (MOA) by and among the Provincial Government of Bohol, the Municipality of Guindulman, Bohol, the Southeast Asian Fisheries Development Center, Aquaculture Department (SEAFDEC/AQD), and the Philippine Council for Agriculture, Aquatic and Natural Resources Research and Development of the Department of Science and Technology (PCAARRD-DOST) regarding the pilot demonstration for a commercial-scale model Mud Crab Hatchery in Guindulman, Bohol.
- Resolution No. 2013-417 - Authorizing the Honorable Provincial Governor, Atty. Edgar M. Chatto to represent the Provincial Government and sign the Memorandum of Agreement (MOA) with the Department of Agriculture pertaining to the 2013-2016 Agri Pinoy Programs (both Crops and Fishery Sector).

- Resolution No. 2013-459 - Authorizing the transfer without cost of one (1) unit Kubota M – 9000 Tractor presently stationed at Bohol Organic Agricultural Technology (BOATECH) to the Municipality of Ubay, Bohol
- Resolution No. 2013-492 - Authorizing the Honorable Provincial Governor, Atty. Edgar M. Chatto to enter into a Contract of Usufruct with Construction Agreement with the DAR-Accredited Bohol Federation of Agrarian Reform Communities Cooperatives (BFARCCO) for the use of a Provincial Government-owned lot for the establishment of Post-Harvest Facilities Agrarian Information Marketing Center (PHF AIM C) or Bagsakan Center for the term of Fifteen (15) years, subject to the terms and conditions stated therein

#### ***For Tourism***

- Resolution No. 2013-028 - Requesting the Civil Aviation Authority of the Philippines (CAAP) to hold in abeyance any increase of the terminal fee in the Tagbilaran Airport.
- Resolution No. 2013-206 - Authorizing the Honorable Provincial Governor, Atty. Edgar M. Chatto to represent the Provincial Government of Bohol and sign the Memorandum of Agreement (MOA) to be entered by and between the TIEZA, Provincial Government of Bohol, Municipal Government of Panglao, Philippine Navy, AFP, and the Philippine Coastguard on the Management for the Development of Balicasag Island(
- Resolution No. 2013-214 - Declaring April 26-30, 2013 as a Dragon Boat Week in the Province of Bohol.
- Resolution No. 2013-215 - Recognizing Dragon Boat Paddling as a Sport of Bohol in consonance with the Boholano Cultural Heritage
- Resolution No. 2013-247 - Authorizing the Honorable Provincial Governor, Atty. Edgar M. Chatto to represent the Provincial Government and sign the Memorandum of Agreement (MOA) between the Department of Transportation and Communication (DOTC), National Housing Authority (NHA) and the Provincial Government of Bohol (PGBH) for the Relocation Site of the New Bohol Airport Construction and Sustainable Environment Protection Project (NBAC SEPP) in Panglao, Bohol
- Resolution No. 2013-248 - Authorizing the Honorable Provincial Governor, Atty. Edgar M. Chatto to represent the Provincial Government of Bohol and sign the Deed of Donation and Acceptance on a parcel of land to be used as relocation site for the families and settlers affected in the New Bohol Airport Construction and Sustainable Environment Protection Project (NBACSEPP) in Panglao, Bohol, to be entered into by and between the Department of



Transportation and Communication (DOTC) as Donor and our Provincial Government of Bohol as Donee.

- Resolution No. 2013-265 - Inviting Shipping Companies to provide fast craft quality services plying Tagbilaran-Cebu route and vice versa.
- Resolution No. 2013-268 - Authorizing the Honorable Provincial Governor to represent the Province and sign the Memorandum of Agreement between the Provincial Government of Bohol and the Department of Tourism, Regional Office No. 7, regarding the financial assistance of P500,000.00 from DOT to be utilized exclusively for the Monitoring Program for Sustainable Tourism of the Bohol Tourism Office (BTO)
- Resolution No. 2013-438 - Respectfully requesting the Department of Transportation and Communication (DOTC) Central Office and its Sub-Offices, Land Transportation Franchising Regulatory Board (LTFRB) and the Land Transportation Office (LTO) to favorably act on the petitions submitted by the Tourists' Transport Operators in the Province of Bohol

#### ***For Information Technology***

- Resolution No. 2013-323 - Authorizing the Honorable Provincial Governor, Atty. Edgar M. Chatto to represent the Provincial Government of Bohol and sign a Memorandum of Agreement (MOA) with the City Government of Tagbilaran, Department of Science and Technology – Information and Communications Technology Office, and the National ICT Confederation of the Philippines, Inc. and the Bohol ICT Councils, Inc. pertaining to the organization, preparation and conduct of the 6th NICP Summit in the City of Tagbilaran on November 27-29, 2013

#### ***For Governance***

- Resolution No. 2013-087 - Approving the Revised Comprehensive Land Use Plan (CLUP) of the Municipality of Dauis, Bohol, having complied with the existing laws and policies.
- Resolution No. 2013-092 - Approving the Revised Comprehensive Land Use Plan (CLUP) of the Municipality of Jagna, Bohol, having complied with the existing laws and policies per favorable recommendation by the Provincial Land Use Committee (PLUC).
- Resolution No. 2013-134 - Confirming and ratifying the Honorable Governor's authority to represent the Province and sign the Memorandum of Agreement (MOA)/Partnership among the Department of Agrarian Reform (DAR), our Provincial Government of Bohol and the Gawad Kalinga Community Development Foundation, Inc. regarding the program known as the "DAR/LGU BOHOL/GK Partnership"

- Resolution No. 2013-141 - Authorizing the Local Chief Executive to enter into a Memorandum of Agreement (MOA) with the Department of the Interior and Local Government( DILG) through its Regional Director for the Performance Challenge Fund (PCF) Subsidy and Implementation of the PCF Projects
- Resolution No. 2013-216 - Supporting Senate Bill No. 2879, introduced by Honorable Ralph G. Recto, entitled: “An act increasing the ceiling of the 13th month pay, Christmas Bonus and other benefits excluded from the computation of gross income for the purpose of Income Taxation amending for the purpose Section 32 (B) Chapter VI of the National Internal Revenue Code of 1997, as amended”
- Resolution No. 2013-232 - Supporting and favorably endorsing Resolution No. 06, series of 2013 of the Provincial Peace and Order Council (PPOC) requesting Chief Justice Maria Lourdes Sereno of the Supreme Court of the Philippines for the establishment of a Special Drug Court in the Province of Bohol
- Resolution No. 2013-266 - Authorizing the Honorable Provincial Governor, Atty. Edgar M. Chatto, to negotiate and secure a non-interest bearing loan from the National Housing Authority (NHA) through its Resettlement Assistance Program and to appropriate in the Province’s Annual Budget an amount for the loan payment for the construction of housing units for the Resettlement Site Project in Panglao, Bohol under the New Bohol Airport Construction and Sustainable Environment Protection Project (NBACSEPP).
- Resolution No. 2013-299 - Approving the Updated Comprehensive Land Use Plan (CLUP) of the Municipality of Bien Unido, Bohol, having complied with the existing laws and policies of this August Body
- Resolution No. 2013-300 - Approving the Updated Comprehensive Land Use Plan (CLUP) of the Municipality of Tubigon, Bohol, having complied with the existing laws and policies of this August Body
- Resolution No. 2013-306 - Approving PDC Res. Nos. 09-2013, 13-2013, 14-2013 pertaining to the Annual Investment Program, Strategic Financial Management Plan, and the Bohol Information System Strategic Plan
- Resolution No. 2013-313 - Reorganizing the 25 Standing Committees of the Sangguniang Panlalawigan as herein-enumerated

**Committee on Agriculture:**

Chairman	:	Hon. Abeleon R. Damalerio
Vice-Chairman:		Hon. Dionisio D. Balite
Member	:	Hon. Elpidio M. Jala

**Committee on Finance, Budget and Appropriations:**

Chairperson : Vice-Gov. Concepcion O. Lim  
Vice-Chairman: Hon. Cesar Tomas M. Lopez.  
Members : Hon. Godofreda O. Tirol  
Hon. Abeleon R. Damalerio  
Hon. Jovanna C. Jumamoy

**Committee on Health and Public Sanitation:**

Chairman : Hon. Cesar Tomas M. Lopez  
Vice-Chairperson: Hon. Godofreda O. Tirol  
Member : Hon. Jovanna C. Jumamoy

**Committee on Rules:**

Chairman : Hon. Dionisio D. Balite  
Vice-Chairman: Hon. Gerardo C. Garcia  
Member : Hon. Cesar Tomas M. Lopez

**Com. Good Government, Justice and Human Rights:**

Chairman : Hon. Tomas D. Abapo, Jr.  
Vice-Chairman: Hon. Brigido Z. Imboy  
Member : Hon. Gerardo C. Garcia

**Com. on Natural Resources & Environmental Protection:**

Chairman : Hon. Abeleon R. Damalerio  
Vice-Chairman: Hon. Gerardo C. Garcia  
Member : Hon. Elpidio M. Jala

**Com. on Tourism:**

Chairman : Hon. Venzencio B. Arcamo  
Vice-Chairman: Hon. Abeleon R. Damalerio  
Member : Hon. Godofreda O. Tirol

**Com. on Zoning Urban & Rural Development:**

Chairman : Hon. Tomas D. Abapo, Jr.  
Vice-Chairman: Hon. Cesar Tomas M. Lopez  
Member : Hon. Jovanna C. Jumamoy

**Com. on Culture and Arts, NGOs & Civil Society:**

Chairperson : Hon. Godofreda O. Tirol  
Vice-Chairman: Hon. Ramonito A. Torrefranca  
Member : Hon. Venzencio B. Arcamo

**Com. on Gen. Resolutions and Ordinances:**

Chairman : Hon. Elpidio M. Jala  
Vice-Chairman: Hon. Dionisio D. Balite  
Member : Hon. Venzencio B. Arcamo

**Com. on Public Works, Highways and Related Infrastructure:**

Chairman : Hon. Dionisio D. Balite  
Vice-Chairman: Hon. Venzencio B. Arcamo  
Member : Hon. Gerardo C. Garcia

**Com. on Personnel & Related Policies:**

Chairperson : Vice-Gov. Concepcion O. Lim  
Vice-Chairman: Hon. Abeleon R. Damalerio  
Member : Hon. Godofreda O. Tirol

**Com. on Education:**

Chairman : Hon. Cesar Tomas M. Lopez  
Vice-Chairperson: Hon. Godofreda O. Tirol  
Member : Hon. Elpidio M. Jala

**Committee on Women & Family Welfare:**

Chairperson : Hon. Godofreda O. Tirol  
Vice-Chairperson: Hon. Jovanna C. Jumamoy  
Member : Hon. Madelone Y. Rengel

**Com. on Youth and Sports:**

Chairman : Hon. Jethro Nathaniel L. Imboy  
Vice-Chairman: Hon. Venzencio B. Arcamo  
Member : Hon. Gerardo C. Garcia

**Com. on Labor, Employment and Social Services:**

Chairperson : Hon. Jovanna C. Jumamoy  
Vice-Chairman: Hon. Madelone Y. Rengel  
Member : Hon. Dionisio D. Balite

**Com. on Government Properties, Enterprises & Related Undertakings:**

Chairman : Hon. Ramonito R. Torre Franca  
Vice-Chairman: Hon. Elpidio M. Jala  
Member : Hon. Dionisio D. Balite

**Com. on Review of Municipal Ordinances & Related Issuances:**

Chairperson : Hon. Godofreda O. Tirol,  
Vice-Chairman: Hon. Ramonito A. Torrefranca  
Member : Hon. Jovanna C. Jumamoy

**Com. on Ways and Means:**

Chairman : Hon. Abeleon R. Damalerio  
Vice-Chairman: Hon. Tomas D. Abapo, Jr.  
Member : Hon. Cesar Tomas M. Lopez

**Com. on Public Utilities & Franchises:**

Chairman : Hon. Elpidio M. Jala  
Vice-Chairman: Hon. Abeleon R. Damalerio  
Member : Hon. Brigido Z. Imboy

**Com. on Peace & Order and Public Safety:**

Chairman : Hon. Brigido Z. Imboy  
Vice-Chairman: Hon. Cesar Tomas M. Lopez  
Member : Hon. Jovanna C. Jumamoy

**Com. on Cooperative:**

Chairman : Hon. Venzencio B. Arcamo  
Vice-Chairman: Hon. Elpidio M. Jala  
Member : Hon. Jethro Nathaniel L. Imboy

**Com. on Barangay Affairs:**

Chairman : Hon. Madelone Y. Rengel  
Vice-Chairman: Hon. Gerardo C. Garcia  
Member : Hon. Ramonito A. Torrefranca

**Com. on Public Accountability:**

Chairman : Hon. Gerardo C. Garcia  
Vice-Chairman: Hon. Dionisio D. Balite  
Member : Hon. Abeleon R. Damalerio

**Com. on Trade and Industry:**

Chairperson : Hon. Jovanna C. Jumamoy  
Vice-Chairman: Hon. Venzencio B. Arcamo  
Member : Hon. Dionisio D. Balite.

- Resolution No. 2013-316 - Calling all Non-Government Organizations (NGOs), People's Organizations (POs) other Civil Society Aggrupations, Cooperatives Business Sector Groups to apply/renew their accreditation with the



Sangguniang Panlalawigan for membership in the Local Special Bodies of the Province of Bohol

- Resolution No. 2013-316 2013-380 - Declaring the Last Week of September of every year as the Civil Society Week” in the Province of Bohol
- Resolution No. 2013-412 - Approving the Comprehensive Land Use Plan (CLUP) of the Municipality of Maribojoc, Bohol, having complied with the existing laws and policies, as favorably recommended by the Provincial Land Use Committee (PLUC)
- Resolution No. 2013-413 - Approving the Comprehensive Land Use Plan (CLUP) of the Municipality of Duero, Bohol, having complied with the existing laws and policies, as favorably recommended by the Provincial Land Use Committee (PLUC)
- Resolution No. 2013-435 - Accrediting the following Non-Government Organizations, duly registered by the Cooperative Development Authority and the Securities Exchange Commission, having met all the necessary requirements and criteria for accreditation, as herein-enumerated
  - Note: The following are the NGOs:
    1. Bol-anon United Sectors Working for the Advancement of Community Concerns, Inc. (BUSWACC)
    2. Association of Writers and Radio Announcers Foundation, Inc.
    3. Center for Local Governance from Holy Name University, as Non-Government Organization
    4. Bohol Federation of Women Cooperatives (BFWC)
    5. Bohol Association of Women in Government Service (BAWIGS)
    6. Bohol Island Operators and Drivers Multi-Purpose Cooperative
    7. Community Awareness and Services for Ecological Concern, Inc. (CASEC)
    8. Participatory Research, Organization of Communities and Education towards Struggle for Self-reliance (PROCESS-Bohol), Inc., Community Resource Development Center
    9. Bohol Integrated Development Foundation, Inc. (BIDEF)
    10. Totolan Multi-Purpose Cooperative
    11. University of Bohol Community Development Foundation, Inc. (UBCDFI)
    12. Soil and Water Conservation Foundation, Inc. (SWCFI)
    13. United Families for Transformational Development, Inc., Ibabao, Canmaya Centro, Sagbayan, Bohol
    14. Women’s Organization for Progress and Development Inc. (WOPD), Sawang, Guindulman, Bohol
    15. Bohol Island Tour Guides Association of the Philippines, Inc. (BITGAP.)
    16. FCB Foundation, Inc.
    17. Women’s Development Center, Inc, 45 Burgos St., Tagbilaran City
    18. Bohol Provincial Employees Multi-Purpose Cooperative (BOPE-MPC)
- Resolution No. 2013-450 - Urging/requesting the office of the President or the Cooperative Development Authority to reconsider/revisit its Implementing Rules and Regulations, implementing Republic Act 9520 to

classify cooperatives that maybe required to undergo trainings of its officers as a requirement for registration, if possible to make it only optional or exempt poor cooperatives to the said requirement

- Resolution No. 2013-451 - Adopting the Administrative Rules of Procedures of the office of the Ombudsman as far as it is applicable as Rules of Procedures in conducting hearings and resolutions of cases filed to this August Body pertaining to elected officials, and in cases of the absence of any provision of procedure of the Ombudsman on this particular case, that the Rules of Court will have a suppletory effect
- Resolution No. 2013-453 - Declaring a State of Calamity in the entire Province of Bohol
- Resolution No. 2013-455 - Earnestly requesting and appealing to the Commission and Election to postpone the holding of barangay election in the Province of Bohol to a later date.
- Resolution No. 2013-458 - Expressing the Body's unfathomable gratitude to all who have donated, volunteered, prayer, and helped in one way or the other in the search and rescue operations and the distributions of relief goods to the hardest-hit areas in the Province of Bohol devastated by the October 15 earthquake
- Resolution No. 2013-488 - Approving the Annual Investment Program (AIP) of the Provincial Government of Bohol for CY 2014 in the total amount of P1,957,063,712.00, particularly the programs and projects for funding under the 20% Development Fund, in the total amount of Two Hundred Forty Seven Million Nine Hundred Sixty Three Thousand Three Hundred Fifty Nine Pesos (247,963,359.00)
- Resolution No. 2013-491 - Confirming and concurring with the proposal for the expansion of the USAID-Advancing Philippine Competitiveness (COMPETE) Project Assistance to the Province of Bohol.
- Resolution No. 2013-525 - Authorizing the closure of the following funds and be treated as Income for Year 2013, viz: a) Accountable Forms Revolving Fund (PTO), b) Medicines/Drug Revolving Funds (Hospitals), and c) Retention of Hospital Income Balances, and the collections from the said revolving funds will be treated as Income starting January 2014.

#### ***For Environment***

- Resolution No. 2013-143 - Approving the 10-year Integrated Solid Waste Management Plan (ISWMP) of Bohol Province as favorably endorsed by the Provincial Development Council Executive Committee per its Resolution No. 02-2013

- Resolution No. 2013-383 - Authorizing the Honorable Provincial Governor, Atty. Edgar M. Chatto to represent the Provincial Government and sign the Memorandum Agreement by and between the Provincial Government of Bohol and the Climate Change Commission – Climate Change Office (CCC-CCO) on the case study on Building Climate Resilient Ecosystem in Bohol
- Resolution No. 2013-414 - Authorizing the Honorable Provincial Governor, Atty. Edgar M. Chatto to represent the Provincial Government and sign the Memorandum of Agreement (MOA) to be entered by and among the Australian University, the Climate Change Academy/Centre for Initiatives and Research on Climate Change Adaptation for Local Government Units in the Philippines (CCA/CIRCA), the Bohol Island State University (BISU) and the Provincial Government of Bohol
- Resolution No. 2013-479 - Authorizing the Honorable Provincial Governor, Atty. Edgar M. Chatto, to enter into a Memorandum of Understanding (MOU) with the Energy Tech Consulting and Investment, Inc. for the conduct of a feasibility study on the proposed solar power project

#### ***For Infrastructure***

- Resolution No. 2013-086 - Authorizing the Honorable Provincial Governor, Atty. Edgar M. Chatto to represent the Provincial Government of Bohol and sign the Memorandum of Agreement (MOA) between the Provincial Government of Bohol and the Department of Public Works and Highways Region 7 regarding the implementation of the Asphalt Overlay of Jct. (LIR) Quinoguitan project in Sevilla-Hanopol road
  - Resolution No. 2013-449 - Favorably endorsing the conduct of the feasibility study by Prime Water Infrastructure Corporation for its proposed Bulk Water Supply project at no cost or obligation on the part of the Provincial Government, and authorizing the Honorable Governor, Atty. Edgar M. Chatto to enter into a Memorandum of Understanding (MOU) for the purpose
  - Resolution No. 2013-475 - Reminding all concern to implement and monitor the Building Code strictly
  - Resolution No. 2013-498 - Authorizing the Honorable Provincial Governor, Atty. Edgar M. Chatto, to accept the Deed of Donation Inter vivos of the two (2) lots affected by the PGBHs project- Construction of Concrete Bridge at Jct. (LIR)-Mahayag-Danao Road, Barangay Poblacion and Brgy. Remedios, Danao side
- 
- **No. of Committee Meetings held in 2013 = 71**
  - **No. of Budget Hearings and Investigations = 19**

Sector : DEVELOPMENT ADMINISTRATION

Sub-sector : Local Governance

Office/Agency: PROVINCIAL LIBRARY AND INFORMATION CENTER

## HIGHLIGHTS OF ACCOMPLISHMENTS CY 2013

### A. ADMINISTRATIVE SECTION

#### 1. *Developmental / Capability Building*

- **Twelve (12)** regular employees attended various trainings and seminars
- **Four (4)** Librarians attended Librarian's training in Manila and Tagbilaran City
- **Thirteen (13)** regular employees joined SP assessment in Valencia, Bohol
- **Six (6)** staff meetings conducted

#### 2. *Routinary*

- a.) Supervision and monitoring of personnel
  - **Thirteen (13)** regular employees supervised and monitored
  - **Eight (8)** job order employees
- b.) Preparation of PR's and job order request
  - **Four (4)** PR's prepared, For Vacuum cleaner, Fax machine, Xerox copier and HP printer ; As Revenue Generation of the library we have procured a photocopier machine
- c.) Procurement of office supplies
  - **Twelve (12)** purchases procured
- d.) Preparation of petty cash/replenishment report
  - **Twelve (12)** replenishment prepared
  - **Six (6)** liquidation reports
- e.) Preparation of Vouchers and OBRs
  - **Ninety six (96)** vouchers and OBRs prepared
- f.) Review of PES
  - **Thirteen (13)** PES reviewed
- g.) Submission of Reports
  - **Twenty six(26)** PES submitted
  - **Twelve (12)** attendance report
  - **Fifteen (15)** library services
  - **Three (3)** HEAT Caravan
  - **One hundred thirty six (136)** EMS report

- h.) Preparation and Processing of pertinent papers, payrolls of library job order employees and leave applications of personnel
  - **Fifty (50)** payrolls for job order employees and bonus, representation expenses, and overtime claims of BPLIC personnel
  - **Ninety six (96)** vouchers
  - **Two hundred ninety seven (297)** Petty cash vouchers
  - **One hundred one (101)** leave applications
  - **One hundred ninety two (192)** generated DTRs for **eight (8)** job order employees
  - **One hundred sixty eight (168)** generated DTRs for regular employees

## B. READER'S SERVICES

- a.) Identify customer by listing titles of books and records in statistics
  - **Sixty (60)** titles identified
  - **Twenty three thousand two hundred ninety nine (23,299)** reading room attendance from January to December 2013
  - **Thirty five (35)** new library card holders/borrowers registered from January-December 2013
  - **Twenty eight thousand six hundred fifty (28,650)** books, information research from January-December 2013
  - **One hundred ninety six thousand four hundred ninety (196,490)** magazines, and newspapers readers
  - **Two hundred forty three (243)** students being oriented in the use of the library
  - **Three (3)** times joined the HEAT CARAVAN , a project of the Provincial Government launched by Gov. Edgar M. Chatto

## C. TECHNICAL AND INTERNET SERVICES

- a.) Classified and catalogued books and other informative materials
  - **Nineteen thousand eight hundred fifty nine (19,859)** total book holdings as of December 2012
  - **Eight thousand six hundred fifty seven (8,657)** copies/volumes encoded into KOHA Integrated Library System
  - **Seven (7)** books purchased from local fund
  - **Five hundred nine (509)** books donated by Children's International and some local residents in Bohol
  - **One hundred eight (108)** books allocation from The National Library of the Philippines
  - **Six (6)** additional DVD's from The National Library of the Philippines
  - **Six (6)** additional CDs from different donors
  - **One (1)** unit Samsung LED TV, donated from Thomas Jefferson Library, US Embassy in Manila
  - **One (1)** unit Computer with complete accessories from Thomas Jefferson Library
  - **One(1)** unit Samsung Digital camera from Thomas Jefferson Library



- **One (1)** Prima printer from Thomas Jefferson Library
- **One thousand forty eight (1,048)** local histories, Bohol biographies, Bohol literature, were given subject index and compiled for research purposes
- **Seven hundred thirty four (734)** news in pictures displayed in bulletin board for current awareness services
- **Seven hundred seventy seven (777)** indexed articles from Official Gazette, periodicals, and other printed materials that have useful subjects for research purposes
- **Seventeen (17)** computers maintained
- **Two thousand nine hundred seventy three (2,973)** internet researchers assisted
- **Three thousand eight hundred ninety (3,890)** amount generated from internet print outs
- **Thirty three thousand six hundred twenty (33,620.00)** total amount generated from internet use and was collected and remitted to PTO office ; from November 2012 to end of June 2013 due to mezzanine construction, internet services was cut.off.
- Mezzanine construction is finished and fully operated for the Internet Services, On June 14, 2013 was the blessing by Father James Darunday, it was attended by Prov'l Board Members Abeleon Damalerio and Cesar Tomas M. Lopez together with some municipal librarians and prov'l library personnel & staff.

#### **D. MUNICIPAL LIBRARIES COORDINATION**

- a.) Coordinated with the National Library of the Philippines (NLP) in establishing municipal and barangay libraries' in relation to RA 7743
  - Twenty three (23) municipal libraries
  - Eight (8) consultative meetings conducted to municipal librarians in-charge every 1<sup>st</sup> Friday of the month
- b.) Libraries affected by the 7.2 magnitude earthquake last October 15, 2013
  - Tubigon Municipal Library
  - Loon Municipal Library
  - Balilihan Municipal Library
  - Antequera Community Library
  - Balilihan Congressional Library

#### **E. PROGRAMS AND PROJECTS 2014**

- Upgrading of computer specs, purchase of ten (10) computer units
- Procurement of 2 (units) air conditioning units
- Procurement of heavy duty UPS



Sector : DEVELOPMENT ADMINISTRATION

Sub-sector : Local Governance

Office/Agency: HUMAN RESOURCE MANAGEMENT AND DEVELOPMENT OFFICE (HRMDO)

## I. HIGHLIGHTS OF ACCOMPLISHMENTS CY 2013

### 1. Career & Organizational Development (Codd)

- Reviewed training designs and training reports of 18 offices and 8 hospitals
- 100% Accomplishment of Year 3 PRMF Incentive target
- Facilitated Strategic , Operation & Assessment Planning of the Offices/Departments and Hospitals
- Conducts capacity development programs (see attached)

### 2. Performance Review and Recognition Division (PRRD)

- Formulated SPMS and submitted to Civil Service Commission including supporting documents (consolidated Success Indicators, SPMS calendar, etc.) which was approved by the Civil Service Commission Region VII on June 13, 2013
- Updated monthly the Monitoring Records of Employees on their compliance to PGBh policies, CSC rules and regulations
- Conducted awards and recognition activities to 114 recipients of Gov. Edgar M. Chatto Model Employee Award
- Facilitated the immersion of 134 On-the-Job Trainees to different offices in line with their respective courses.
- Submitted the following required reports, such as:
  - EMS reports
  - BP monitoring reports
  - Employees' rating report to CSC
  - Report on violation of tardiness, absences and under times

### 3. Recruitment, Selection and Placement Division

- Processes and issued 79 Appointments
- Prepared 269 Contract of Services
  - 139 – January to June
  - 130 – July December
- Released 133 Plantilla of Casual Appointment
  - 57 – January – June
  - 54 – July - December



- - September 6 – December (Tarsier)
- Released 432 SEF Plantilla of Casual Appointment
  - 228 – January – June
  - 204 – July – December
- Prepared 33 VGO/SP Contract of PLANTILLA for January to June and July – December, 2013
- Prepared monthly reports on Appointment issued and submitted to CSC for validation

#### **4. Personnel Welfare Employees Relation Management Division (PWERMD)**

- Prepared payrolls of the PGBh employees which includes salaries, withdrawals, step increment, bonuses, loyalty awards and other incentives
- Prepared and processed leave applications to all employees of the PGBh
- Prepared/reviewed Terminal leave Evaluation Worksheets such as separation of employees by retirement, resignation and death
- Issued certifications such as certificate of employment, no pending case and among others
- Issued Service records
- Prepared communications either technical or simple
- Facilitated the implementation of Recognition and Awards for the different offices ( Model Employee – January – October)
- Facilitated in the implementation of Health and Wellness Program, for the Provincial Employees, like:
  - Annual Medical and Dental Check-up
  - Conduct Hataw Activities
- Facilitated in the enhancement of Human Resource Management Information System (HRIS) – featuring modules of HRIS to enhanced to be more responsive system

## **II. PLANS, PROGAMS AND ACTIVITIES FOR CY 2014**

### **For the CODD Activities**

- Conduct of Capacity Development Program
  - CD-PIT Briefing/Orientation on HRD Plan Updating Competency-Based
  - HRD Plan Updating Competency –Based for RRDs (REAP)
  - Follow through Workshop for RRDs HRD Plan Updating
  - Job Description Updating Competency Based for Non- RRDs (REAP)
  - In-house IELTS Review
  - Writing Training Documentation Workshop
  - Competency-Based Recruitment
  - Career Pathing
  - Succession Planning Management

- Retirement Planning Seminar (RePlan)
- Developing Training Program Design
- Enhancing Technical Writing Skills

**For the Performance Management Division Activities:**

- SPMS Implementation
  - Conduct of SPMS Seminar workshop
  - Follow-up activities
  - Conduct Cascading
  - Office Performance Commitment and Review (OPCR) and Individual Performance Commitment and Review (IPCR) formulation
- Performance Review

**For the PWERD Activities:**

- The same activities for 2013

**For the RSPD Activities:**

- Publication of vacant positions
- Conduct of Examination
- Preparation of Appointments
  - Regular Appointment
  - Plantilla Appointment including SEF
  - Contract of Services
  - Job Orders ( for Governor's Office)





**Sector : DEVELOPMENT ADMINISTRATION**

**Sub-sector : Local Governance**

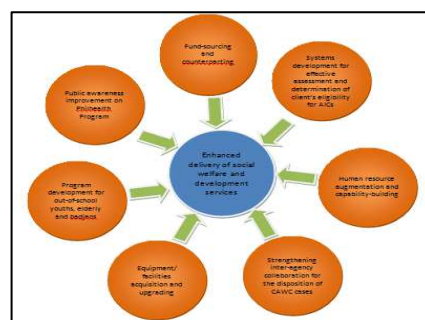
**Office/Agency: PROVINCIAL PLANNING AND DEVELOPMENT OFFICE**

## I. HIGHLIGHTS OF ACCOMPLISHMENTS CY 2013

- **Preparation of the 2011 Provincial Annual Report**
- **Preparation of the cy 2014 Provincial Annual Development/ Investment Plan**



- **Operationalization of the Provincial Monitoring and Evaluation System (ProMES)**
  - Development of the Monitoring and Evaluation (M&E) Information Management System
  - Community Monitoring Evaluation
  - Preparation of Semi-Annual M&E Report with Sectoral report
  - Preparation of the 2013 M&E Report
  - Submission of M&E Reports to Provincial management
  - M&E Report for the 20% Development Fund Utilization for the Full Disclosure directive
  - Submission of quarterly reports to NEDA on the status of PRMF-funded Infrastructure Projects
  - Submission to PPP Center on the accomplishments of BLCI and BWUI
  - Gawad Pamana ng Lahi Project Monitoring
  - PRMF Untied Fund Project Monitorin
- **Technical Assistance to Provincial Government Offices, Municipalities, National Government Agencies, and Civil Society Organizations (CSOs)**
  - Assistance to MEB Term Assessment

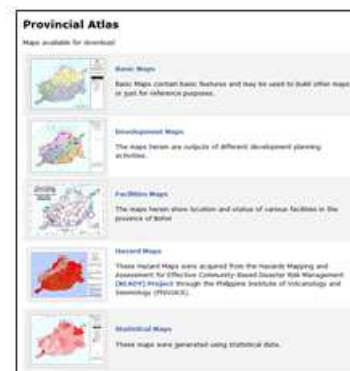


- Crafting and Cascading of the Bohol Updated Development Framework and Priority Projects
- Assistance in Updating of the Comprehensive Land Use Plan for Municipalities ( Alicia, Calape, Corella, Cortes, Danao, Dimiao, Guindulman, Loay, Loboc, Catigbian, San Isidro, Sikatuna, San Miguel)
- Assistance in the updating of Comprehensive Development Plan (CDP) of the municipality of Duero
- Facilities Mapping and preparation of Thematic Maps
- Hazard Profile and Vulnerability Assessment Report for Bohol
- Technical assistance to Bohol water supply system:
  - ✓ Basic design of water supply system for the New Bohol Airport Construction Project
  - ✓ Site investigation for the proposed source of potable water in Loboc, Bohol
  - ✓ Formulation of waterworks development and improvement plan for LGUs
  - ✓ Georesistivity Surveys in various barangays of Balilihan, Maribojoc, Baclayan and Catigbian
  - ✓ Technical assistance to the municipality of Duero on the review of existing waterworks system of the municipality and rehabilitation of wells in barangay Mawi and Lutao
  - ✓ Single well constant discharge test
  - ✓ Reviewed proposals of Bulk Water Supply of Bohol as presented by various investors such as Santa Clara Corporation, Maynilad Incorporated, and Prime Water Corporation
  - ✓ Prepared documents and facilitated the application of water rights of the Provincial Government of Bohol at the National Water Resource Board
  - ✓ Representation on Bohol Water Situationer to various groups such as the UP Professors
  - ✓ Conduct of water quality monitoring
  - ✓ Preparation of Balilihan Waterworks Development and Improvement Plan
  - ✓ Feasibility Study for the Lila Waterworks System
- Preparation of Feasibility Study on Drug Rehabilitation Center
- Assessment and Planning Workshop of the Purok Power Movement
- Barangay Development Planning of barangays of the 2<sup>nd</sup> District of Bohol
- Assistance to the Barangay Financial Management and Revenue Codification Seminar for Barangay LGUs



- **Updating and maintenance of integrated database on Socio-Economic Profile of the Province**

- Bohol Socio-economic Profile
- Sectoral Socio-economic Profile
- BIAD Socio-economic Profile
- Municipal Socio-economic Profile
- Economic Facts and Figures
- Quarterly Economic Situationer
- Maintenance of PPDO Website including the Bohol Atlas and Bohol Data Directory
- Online Interactive mapping using Google Maps
- Maintenance of PPDO database platform
- PDMS Data and Software
- Map layouts for the 12 indicators per municipality



• **Strengthening Operation of the Geographic Information System and Maintenance/ Administration of Local Area Network**

- Map Generation
- Facilities Mapping
- Local area network, computers and servers maintained and in optimal condition
- Assistance in Network Administration for DReAMS and PRMF

• **Extension of technical/ secretariat support to the Provincial Development Council (PDC)**

- ✓ 1 PDC Full Council Meeting and 4 Executive Committee Meetings
- ✓ PDC Resolutions
  - 21 Execom Resolutions
  - 2 Full Council Resolutions
- ✓ Comprehensive Project Profiles
- ✓ Deliberations on:
  - Annual and Supplemental Investment Programs
  - Bulk Water Supply
  - Solar Power
  - Integrated Solid Waste Management
  - Infrastructure Projects
  - Plans: PRNDP, SFMP, Road Safety Plan, Integrated Transport Plan Framework, BISSP, Bohol Earthquake Rehabilitation Plan
- ✓ Preparation of PDC Brochure



• **Coordination and assistance relative to the implementation of Special Programs/ Projects/ Activities in Support of the Provincial Development Thrust**

- Provincial Roads Management Facility (PRMF)

- ✓ Preparation of Plans
  - ✓ Preparation of the Road Safety Plan
  - ✓ Preparation of the Integrated Transport Plan Framework
  - ✓ Updating of the Provincial Road Network Development Plan (PRNDP)
  - ✓ Updating of the Strategic Financial Management Plan (SFMP)
  - ✓ Preparation of the Bohol Information System Strategic Plan (BISSP)
- ✓ Monitoring and Evaluation
  - ✓ Provincial Monitoring and Evaluation Information System (ProME-IS)
- ✓ Project Coordination
  - ✓ Road Sector Committee
  - ✓ Incentive Criteria Task Force
- Realizing DREAMS Project
- Climate Change Adaptation (CCA) – Disaster Risk Reduction (DRR) Capacity Strengthening Project (NEDA-WB-AusAid)
  - ✓ Drafted the Hazard Profile and Vulnerability Assessment Report for Bohol
  - ✓ Assisted in the preparation of the risk assessment and mapping
  - ✓ Capacity training in the preparation of the Enhance PDPFP by mainstreaming DRR/CCA
- Climate Change Adaptation (CCA) – Disaster Risk Reduction (DRR) with the Australian National University – AusAID
  - ✓ Conducted 1st and 2nd level training-workshops to further build the capacities of Bohol LGUs, academe and other stakeholders
  - ✓ Prepared Executive Order for the Bohol Technical Working Group (TWG) composed of BISU, HNU, UB that will serve as the local coordinating body for the successful facilitation of the two-year project
  - ✓ Facilitated in the process of translating the training modules to local dialect “Mother Tongue” to be used by the local practitioners, LGUs in disseminating and integrating DRR/CCA to local development plans
- Assistance to New Bohol Airport Construction and Sustainable Environment Protection Project (NBACSEPP)
  - ✓ Technical and secretariat services in the implementation of the SEPP component of the project
    - ✓ Facilitated series of sectoral workshops
    - ✓ Scoping activities of the Solid Waste Management within the barangays affected (relocation site) in Panglao
- Bohol Integrated Water Resource Management Project
- Great Women Project
- Ecotown-CCC-OP





- Ecosystems Improved for Sustainable Fisheries or (ECOFISH)
- Local Governance Support Program (LGSP)-Local Economic Development (LED)
- Promotion of Green Economic Development (ProGED)
- Philippine Rural Development Program (PRDP)
- Waterless Municipalities Project
- Bohol PPP Code Formulation
- USAID-COMPETE Project
  - ✓ Feasibility Study of the Bohol Water and Sanitation Project
  - ✓ Bohol Island Energy Development Plan
- Visit of two US Ambassadors
- Visit of Australian Ambassador and AusAID Minister Counselor
- RED STEER Program
- Activities of the Philippine-Australian Alumni Association (PA3i)
- Preparation of the Provincial Integrated Solid Waste Management Plan
- Accomplishment of the Local Governance Performance Monitoring System (LGPMS)
- Accomplishment of DILG MDG Forms
- Ten Outstanding Barangay Officials (TOBOY)
- Preparation of various presentations for different groups and stakeholders



• **Representation to various committees, bodies and councils**

- ✓ Management Executive Board (MEB)
- ✓ Protected Area Management Board (PAMB)
- ✓ Provincial Land Use Committee (PLUC)
- ✓ Ecological Solid Waste Management Board (ESWMB)
- ✓ Local Finance Committee (LFC)
- ✓ Human Resource Development Committee (HRDC)
- ✓ SMED Council
- ✓ Panglao Island Tourism Development Review and Devt. Committee (PITE REDCOM),
- ✓ Provincial Nutrition Council, Child Friendly Evaluation TTWG,
- ✓ Road Sector Committee, Incentive Criteria Task Force
- ✓ Bohol Road Investments Board (BRIB)
- ✓ Provincial Monitoring Evaluation Committee (PMEC)
- ✓ Water Quality Monitoring Team, Planning Team,
- ✓ Public-Private Partnership (PPP TWG)
- ✓ New Bohol Airport Construction and Sustainable Environment Protection Project (NBACSEPP)
- ✓ NBACSEPP Resettlement Unit
- ✓ NBACSEPP Social Development Unit – Employment Sub Unit






- ✓ Water TWG
- ✓ 4Ps Provincial Advisory Council
- ✓ Bohol Arts, Culture and Heritage (BACH) Council
- ✓ Regional Level
  - ✓ Regional Development Council (RDC)
  - ✓ RDC - Sectoral Committees
  - ✓ Regional Project Monitoring Committee
  - ✓ Regional Statistical Coordination Committee
  - ✓ RDC Regional KALAHI Convergence Group

• **Post-Great Bohol Earthquake of October 15: Assistance to the Provincial Disaster Risk Reduction Management Council (PDRRMC)**

- ✓ Lead agency in Early Recovery Cluster of PDRRMC
- ✓ Consolidation of Earthquake Damage Reports
- ✓ Preparation of the Post-Great Bohol Earthquake Rehabilitation Plan (PGBERP)
- ✓ Presentation of the PGBERP and recovery efforts to the following:
  - ✓ Pres. Benigno S. Aquino III
  - ✓ House Speaker Sonny Belmonte
  - ✓ NDRRMC & PDRRMC
  - ✓ Mayors, MPDCs, Social Welfare Officers
  - ✓ Sangguniang Panlalawigan
  - ✓ PDC and RDC
  - ✓ US Ambassador Goldberg & USAID Officials
  - ✓ NCCA
- ✓ Preparation of Comprehensive Project Profiles for priority projects
  - ✓ Establishment of the Bohol Museum of Arts and Peace cum Theater
  - ✓ Bohol Youth Center
  - ✓ New Bohol Provincial Capitol Government Center
- ✓ Preparation of Project Proposals
  - Health Facilities
    - Reconstruction of Maribojoc Community Hospital, Maribojoc, Bohol
    - Reconstruction of Cong. Natalio P. Castillo Memorial Hospital, Loon, Bohol
    - Rehabilitation of Cong. Simeon G. Toribio Memorial Hospital, Carmen, Bohol
  - Heritage Structures
    - Restoration Project of Bohol's Heritage Sites Bohol Watchtowers (Maribojoc, Dauis, Panglao, Pamilacan, Loay and Balilihan)



- Heritage Churches (Baclayon, Loon, Maribojoc, Dimiao, Loboc and Dauis
- Restoration of Immaculata Concepcion Parish Church, Baclayon, Bohol
- Housing
  - Shelter Assistance for Housing Construction and Repair

- **Service Delivery Enhancement Initiatives**

- Facilitated the conduct of Management Committee meetings and General Assembly
- Year round implementation of Client Feedback System
- Conducted Mid-Year Assessment, Review of Strategic Plan and Operational Planning for CY 2014
- Implementation of Employee Awards System
- Continuing professional education/training and facilities/ equipment upgrading

- **Supply, Asset and Property Management, Maintenance and Upgrading**

- Office policies, procedures, guidelines and fees on utilization of data, maps, reports, and equipment/vehicles implemented
- Inventory of consumables, equipment and soft resources conducted
- Office facilities/ structure/ transport services upgraded
- Office equipment maintained and upgraded
- Office receipts and disbursements properly recorded/ reported
- Official records properly received, routed/filed/retrieved/archived

- **Performance and Management of Administrative Functions**

- Prepared letters, memos, endorsements and other communications for the PDC, technical sectors and other units
- Official communications properly disseminated/announced and posted at the PPDO Post/Notice Board
- Office cleanliness and orderliness well-maintained
- Driving services to department head, personnel, and guests provided
- Documents processing and messengerial services provided

- **Implementation of the Environment Management System (EMS)**

- Conducted EMS Internal Audit
- Implemented proper waste disposal
- Implemented energy and water conservation
- Supplies reduced, recycled, reused
- Blood pressure monitored weekly and as need arises
- Usage of office utilities conserved
- First aid cabinet supplies replenished
- Safety warnings posted
- Monthly EMS report on human resource usage submitted

- Laughing sessions conducted daily
- Secretariat support to the EMS

## **II. PRIORITY PROGRAMS, PROJECTS AND ACTIVITIES IN 2014**

- Preparation of the 2013 Provincial Annual Report
- Preparation of the CY 2015 Provincial Annual Development/ Investment Plan
- Monitoring and Evaluation of Development Programs and Projects through ProMES
  - ✓ Full implementation of the M&E Information System (MEIS)
  - ✓ Preparation of Semi –Annual Monitoring and Evaluation Reports
  - ✓ Re-orientation and Information dissemination on PGBs ProMES
- Technical Assistance to PGBh Departments/ Office, Municipalities and Other Development Partners
- Updating and maintenance of integrated database on Socio-Economic Profile of the Province
- Updating of the Provincial Development and Physical Framework Plan (PDPFP)
- Continued Operation of the Geographic Information System
- Coordination and assistance relative to the implementation of Special Programs/ Projects/ Activities in Support of the Provincial Development Thrust
  - ✓ Provincial Roads Management Facility (PRMF)
  - ✓ Climate Change Adaptation (CCA) – Disaster Risk Reduction (DRR) (with the Australian National University – AusAID/ NEDA-WB-AusAid)
  - ✓ Philippine Rural Development Program (PRDP)
  - ✓ New Bohol Airport Construction and Sustainable Environment Protection Project (NBACSEPP)
  - ✓ USAID-COMPETE Project
    - Feasibility Study of the Bohol Water and Sanitation Project
    - Bohol Island Energy Development Plan
  - ✓ Bohol Integrated Water Resource Management Project
  - ✓ Great Women Project
  - ✓ Ecotown-CCC-OP
  - ✓ Ecosystems Improved for Sustainable Fisheries or (ECOFISH)
  - ✓ Promotion of Green Economic Development (ProGED)

**Sector : DEVELOPMENT ADMINISTRATION**

**Sub-sector : Local Governance**

**Office/Agency: BOHOL CENTER FOR DEVELOPMENT STUDIES (BCDS)**

## **I. HIGHLIGHTS OF ACCOMPLISHMENTS CY 2013**

- DATA ANALYSIS  
Exit Survey of Tourists in the Province
- DATA CONSOLIDATION  
Drug-related cases in all the courts
- QUERIES/OTHER RESEARCH OUTPUTS – 10
- REVIEW OF PROVINCIAL CODES/IRR – 3
  - Revised Provincial Environment Code
  - Revised Provincial Investment Code
  - Implementing Rules and Regulations of the BACH Code
- DRAFTING OF ORDINANCES - 7  
Including:
  - Tarsier 117 Ordinance
  - Incentive Mechanism on Loose Firearms Ordinance
  - Common Visual Identifying Mark for Water Vessels Ordinance
- ENHANCING/EDITING OF ORDINANCES – 5  
Including:
  - Food Safety Ordinance
  - Conservation, Protection and Promotion of Giant Clams Ordinance
  - BICTU Institutionalization Ordinance
- DRAFTING/EDITING OF RESOLUTIONS – 4  
Including:
  - Declaration of CSO Week Celebration
  - Declaration of Ubi Festival Week
- DRAFTING/ENHANCING OF MOA, MOU, ADMINISTRATIVE ORDER, APPOINTMENT ORDER, DEPUTIZATION ORDER - 6
- MEMORANDUM ORDERS - 7
- NOTICES OF MEETING - 4
- REPORTS - 12

• LETTERS/COMMUNICATIONS	-	51
• DRAFTING/ENHANCING OF EXECUTIVE ORDERS- 18		
Including:		
• Provincial Core Team for the Climate Case Study		
• People's Law Enforcement Board		
• Provincial Board of Assessment Appeals		
• Provincial Committee on Consignment Program for Health		
• Chocolate Hills Management Board		
• Provincial Road Safety and Traffic Management Coordination Board		
• Bohol International Choir Festival Management Committee		
• SPEECHES	-	9
• LECTURE MATERIALS WITH POWERPOINT	-	2
• TRAINING PROPOSALS/DESIGNS	-	4
• WORK/FINANCIAL PLANS	-	3
• OTHERS		
• Court Appearances	-	8
• Consolidation of Outputs	-	4 Summits
• Review of CDP-PPM Manual		
• Translation of Ordinance		
• Trainings		
(Barangays and CAFGU Detachments)	-	32
• Encoding of E.O. database	-	ongoing
• Editing of Other Legislative Documents (P.O.T.)	-	38



**Sector : DEVELOPMENT ADMINISTRATION**

**Sub-sector : Local Governance**

**Office/Agency: BOHOL INFORMATION, COMMUNICATION AND TECHNOLOGY UNIT**

## HIGHLIGHTS OF ACCOMPLISHMENTS IN CY 2013

### Geographic Information System

- ▶ Updating of GIS Bohol base maps (topographic map, roads and bridges and slope map)

Bohol base maps has been updated regularly with the data coming from the Provincial Engineering Office with regards to roads, bridges and with the data coming from the national agencies and the web.



- ▶ GIS Data Conversion (Bohol base map, RPTIS parcel based map)

GIS based maps has also been converted into PRS92 standard with regards to the parcellary based maps from the national agencies that have been shared to the province.

- ▶ Generation of GIS based Tourism Map, ETRACS Map, NAMRIA Reference point map, provide Technical Data for Bohol Atlas, Slope and Elevation based map

The Office has been updating the Bohol Tourism Map with the new tourist attractions here in the province. ETRACS map has also been created with regards to the project implementation from its pilot LGUs to the rest of the remaining municipalities. The office also provided technical data to other LGUS with the NAMRIA Reference points map and data with slope and elevations based maps.



- ▶ Does Technical support to PGBh offices and National Agencies

BICTU also provides technical support to other NGOs, National Agencies and LGUs by providing them training on the Geographic Information System and trainings on the use of the Global Positioning System.

## Web-based GIS Information System (Bohol Tourism Information System, Animal Kingdom and PrEMIS)

- ▶ Updating of the Bohol Tourism Information System (BTIS)

The Tourism Information System has been updated with then data coming from the BTO with its new and emerging tourism attractions in Bohol.



- ▶ Creation of Animal Kingdom System of the Office of the Prov'l. Veterinarian (OPV)

Animal Kingdom has also been created based on maps with the facilities like slaughter houses, markets and others. It is also the web page of the Provincial Veterinarian's Office with its office mandates and activities.

- ▶ Creation of Prov'l. Environment & Management Information System (PrEMIS)

The system and web portal is map based in which the user can freely create, download and export maps that are thematically layered to suit the needs of the user.

## Development, Maintenance and Updating of the Bohol.gov.ph and it's sub-domain

- ▶ Updating of the bohool.gov.ph website

The site has been regularly updated with new data, news and information about Bohol with links of the frontline offices of the province.

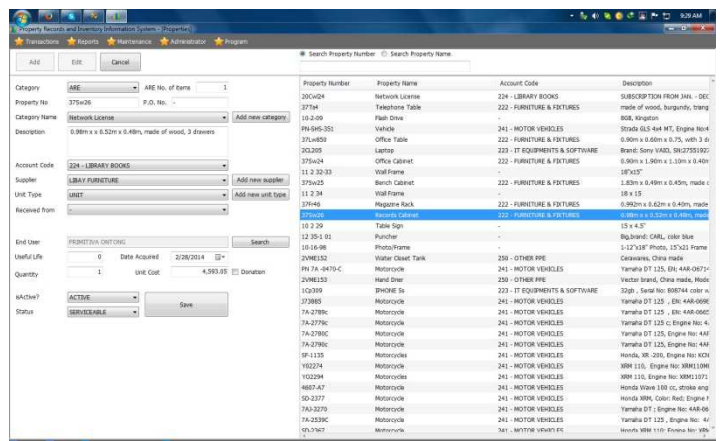
- ▶ Development of BAC webpage (uploading of relevant data)

This web page has the data with the procurement and bidding processes in the province.

- ▶ Development of PIAO webpage (posting of DILG disclosure compliance data)

## Development of Property Records and Inventory Information System

- ▶ Installation and maintenance of the system to PGSO



The system is developed to guide and help the inventory of provincial government's assets and properties ranging from office equipments, vehicles and other properties. The system is designed to trace the current user of each of the equipments and assets of the province.

### **Updating of HR Information System**

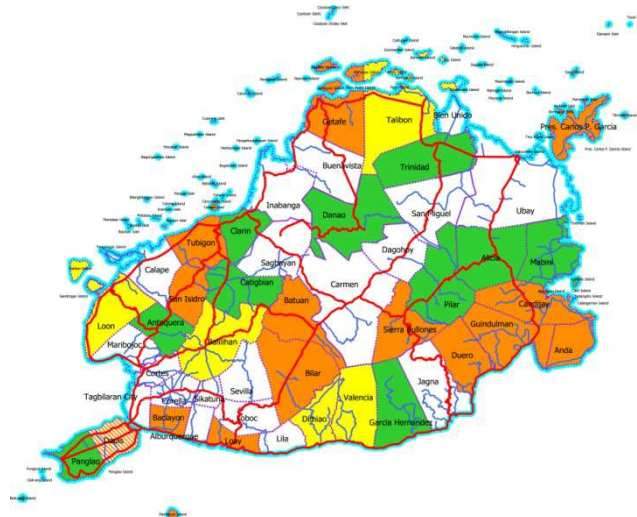
- ▶ Updating of Payroll module
- ▶ Development of PES module
- ▶ Enhancement of PDS module
- ▶ Enhancement of Leave module
- ▶ Enhancement of Timekeeping module (DTR Development and enhancements)
- ▶ HRIS Personnel Scheduling (for installation of module to hospital personnel, guards and other personnel)

### **Installation, Rehabilitation, Maintenance and Updating of Wireless Backbone Connection, Office Computer Networks and Repair of Office Equipments**

- ▶ Installation and updating of wireless backhaul interconnection (PEO, OPA, People's Mansion, Bohol Cultural Center, OPSWD)
- ▶ Formulation of office Network Layout and Cost Estimates
- ▶ Updating of office computer network (PGBH Wide)
- ▶ Repair and Maintenance of office computer units and equipments
- ▶ Updating of office computer network (PGBH Wide)
- ▶ Repair and Maintenance of office computer units and equipments
- ▶ Configuration and installation of routers, switches and biometrics machines
- ▶ Installation of Information Kiosks

### **Installation, Implementation and Maintenance of ETRACS Project**

- ▶ Conducted orientation "Buy In" re: eTRACS to municipal LCEs
- ▶ Installation and implementation of ETRACS System to municipalities targeted for 2013
- ▶ Conducted Server Administration and eTRACS User's Training to the 17 LGUs to be implemented with eTRACS for the year 2013
- ▶ Installed and implemented the ETRACS System to 5 LGUs



Sector : DEVELOPMENT ADMINISTRATION

Sub-sector : Local Governance

Office/Agency: DEPARTMENT OF THE INTERIOR AND LOCAL GOVERNMENT (DILG)

## HIGHLIGHTS OF ACCOMPLISHMENTS IN CY 2013

### OUTCOME 1: BUSINESS-FRIENDLY AND COMPETITIVE LGUs

#### Enhancing Economic Growth and Competitiveness of Local Governments

##### *Technical Assistance on Local Revenue Code*

The DILG-Bohol codification team rendered technical assistance to LGU Lila in the updating of its Local Revenue Code (LRC). The assistance include facilitating and guiding the local functionaries and officials on the steps and fundamentals of the updating process. As to date, LGU Lila is consolidating outputs from its re-examination of existing tax ordinances and identification of which among these need to be improved. On the other hand, out of 21 LGUs that have updated LRC, 3 LGUs namely Alburquerque, Danao and Pres. Carlos P. Garcia have successfully adopted its updated LRC this year particularly on June 27, 2013, April 12, 2013 and May 2, 2013, respectively.

##### *Technical Assistance on Local Investments and Incentives Code (LIIC)*

The Local Investments and Incentives Code (LIIC) is a document that articulates the local government investment policies and programs, Investments Priority Areas, local incentives available to domestic and foreign investors and the mechanics for availing them. This is an essential document for economic development of the local government units which is a priority program of the department. Presently, twenty-one (21) LGUs in Bohol have LIICs.

##### *Technical Assistance on Comprehensive Development Plan and Comprehensive Land Use Plan Development Formulation*

Based on the Local Government Code, Local Government Units (LGUs) are mandated to come up with two major plans, the Comprehensive Land Use Plan (CLUP) and the Comprehensive Development Plan (CDP). Field Officers lobbied for the updating of the expired Plans and assisted in the formulation and updating of the said plans. All the LGUs of the province were able to submit the report entitled Inventory of Plans, which reflected the status of the LGUs' two major plans.



### ***Benchmarking of Good Practices and Business Expert Engagement***

In line with LED initiative to establish the PaDaYon workforce development program, DILG-Bohol Focal Person together with the Local Chief Executives of the PaDaYon area and partners from National and Provincial Government Agencies and representatives from private sectors went for a Benchmarking Mission in selected establishments of Metro Manila and in the LGU of Carmona, Cavite on September 11-13, 2013. The three-day activity was aimed at providing the participants with learning experiences on programs, services and systems of both private sectors and local government units on matching human resource supply to industry requirements. Thus, it has resulted to the development of a concept paper on Online Job-Skills Matching Systems.



### ***Technical Assistance in Business Plan Development***

The Bureau of Local Government Development (BLGD) with the Local Governance Support Program for Local Economic Development (LGSP-LED) is undertaking the development of a Business Plan Guide for LGUs. Although initial steps were already done, further enrichment of the guide is still needed. Hence, the Local Investment Promotions Officers (LEIPOs), Municipal Planning and Development Coordinators (MPDCs) and Municipal Local Government Operations Officers (MLGOOs) of the PaDaYon LGUs and Tagbilaran City, representatives from the private sectors, academe and DILG-Bohol Alternate Focal Person were invited on September 26, 2013 for a Focus Group Discussion (FGD) with Canadian Consultant, Mr. Patrick Marshall to gather direct inputs. Feedbacks from the participants were vital in refining the tools for LGU Business Planning.



### ***LGUs with LED Innovations***

In support to the institutionalization of sharing and replication of good practices, the Bureau of Local Government Development in coordination with DILG Regional Office and DILG-Province of Bohol conducted a Coaches Training for Replicable Good Practices last August 27-29, 2013 at Reyna's Garden Haven, Tagbilaran City. The activity aims to embark on establishing LGU alliance that will showcase good practices on Local Economic Development activities bringing a remarkable contribution to the local economic growth of the local community. The training was participated by the local functionaries of the eight LED LGUs which are members of the PADAYON Alliance and BIAD V Alliance. Below are the municipalities with their



LGU	GOOD PRACTICE
Batuan (BIAD Alliance)	Stimulation and Therapeutic Activity Center (STAC)
Pilar (BIAD Alliance)	Productivity Improvement thru Landcare and Agricultural Resources Development And Management (Pillar DAM Program)
Carmen (BIAD Alliance)	Community-Based Participatory Action Research on Corn-Based Farming System (CPAR on Corn-Based Farming)
Sagbayan (BIAD Alliance)	Establishment of Sagbayan Waterworks System
Danao (BIAD Alliance)	Experience Danao Adventure Park with Eco/Extreme/ Educational Adventure Tour (EAT) Danao
Panglao, Dauis, Baclayon (PADAYON Alliance)	Inter LGU Alliance of Panglao, Dauis, Baclayon, Bohol in Mainstreaming the Local Labor Force in the Tourism Industry of BMT-PADAYON Area



best practices.

### ***LGU Alliance Building for Local Economic Development***

Bohol is renowned as a prime tourist destination with a special brand of tourism which melds culture, to include its people, environment and agriculture. But somehow, much of the province's areas have yet to directly benefit or even enjoy from the blessings that tourism has endowed to a few municipalities. The Local Regional Economic Development (LRED) purposely intends to build up economic capacity of a local/regional area to improve its economy and the quality of life for all. LGSP-LED and DILG-Bohol in partnership with DTI and the Bohol Association of Hotels, Restaurants and Resorts (BAHRR) work collectively to create better conditions for economic growth and generation of employment through several skills and enhancement trainings.



BAHRR underwent a Workforce Development Planning Workshop last May 10, 2013, to prioritize training requirements of its member establishments in Bohol. The workshop was supported by the PADAYON Bohol Marine Triangle Management Council and LGSP-LED in partnership with the Provincial Economic Transformation Team (PETT), where DILG sits as member. The objective of the workshop was to improve local human resource knowledge, skills and increase awareness on job placement and self-employment. It also aimed to develop and implement pilot programs for matching the immediate skills requirements of tourism establishments in the PADAYON cluster (Panglao, Dauis, Baclayon) and in other neighboring tourism areas in Bohol.

The partnership between LGSP and BAHRR was developed with the assistance of DILG-Bohol and DTI to put together the various upgrading strategies in the different functions across the Tourism Value Chain. Under this Workforce Development Program, BAHRR will be LGSP-LEDs lead institutional partner who will implement the training component with support from DTI, DILG and other PETT member agencies. In attendance during the workshop were BAHRR member establishments and representatives from the Bohol Employment Placement Office (BEPO), Bohol Investment Promotions Center (BIPC), Bohol Tourism Office (BTO), Baclayon Environmental Association (BEA), the Provincial Tourism Council, DOLE, DOT, DILG and DTI.

### **Basic Capacity Development Program on LED**

Local Governance Support Program for Local Economic Development (LGSP-LED) forged partnership with the Bohol Association of Hotels, Resorts and Restaurants (BAHRR) to conduct trainings on tourism/hospitality-related courses/hard trades for skills enhancement and employment in Bohol Tourism establishments particularly in PaDaYon. As of September 2013, out of 249 graduates from 9 training programs conducted, 143 were already employed. For market-supply linkages, the Baclayon Entrepreneur Association (BEA) members participated in the Sandugo Regional Trade Fair and Speedmatching Event in July 2013 to have an opportunity for market-linkage expansion.

On the other hand, the 7.2 magnitude Earthquake followed by an inadequate supply of power and water due to Super Typhoon Yolanda has adversely affected the tourism industry of the province. Decreased tourist arrivals and cancellation of bookings are just few of its effect. Thus, PETT Members (DILG, DTI and BTO) collaborated with development organizations in conducting a Tourism Stakeholders Consultation Meeting on November 19, 2013 to discuss issues, ways of coping and recommendations on Bohol's crises. Consequently, actions steps were firmed up

A wide-angle photograph of a large group of people seated at round tables in a banquet hall. The tables are covered with white cloths and have orange napkins or placemats. The room has high ceilings with chandeliers and large windows with curtains. The atmosphere appears formal and organized.

It can be remembered that the streamlining of Business Permit and Licensing System (BPLS) is a priority project of DTI, GIZ-SMEDSEP and DILG which started in 2010 and is now in monitoring phase and institutionalization of LGU reforms. Based on the quarterly submission of LGU Baseline Data Capture Form, all the 47 municipalities and one city have complied the BPLS standards gauged through the reduction of steps, processing time and signatories.

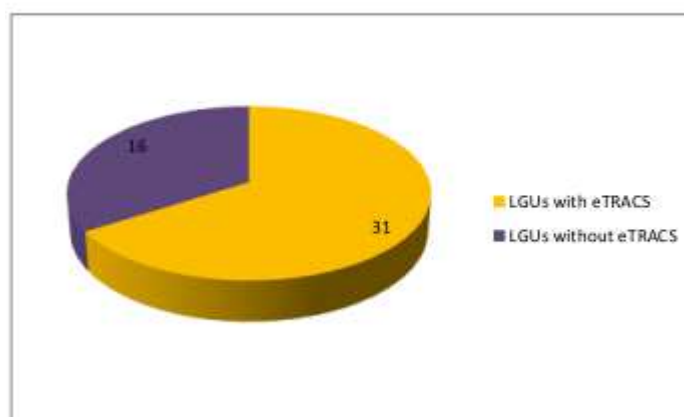
[illegible]

### Enhanced Tax Revenue Assessment and Collection System (eTRACS)

The Bohol Information and Communications Technology Unit (BICTU) launched the Enhanced Tax Revenue Assessment and Collection System (eTRACS) in 35 municipalities that started in 2010 and supposed to be completed in 2013 if not for the 7.2 magnitude earthquake that hit the province. eTRACS is an automated system geared towards the efficient collection of real property tax resulting in better LGU revenues which in turn facilitates better service delivery.

Realizing its potential for revenue generation and the positive outcome it brings to communities, Gov. Edgar M. Chatto has declared his intent to eventually be able to implement eTRACS throughout the province.

Figure 2: Status of LGU eTRACS Implementation



### Organization and Strengthening of Local Economic Development and Investment Promotion Office

In order to identify the efficacy of the Local Economic Development and Investment Promotions (LEDIP) Structure as an intervention to local economic development, an

Table 4. LEDIPO Accomplishment				
LGUs	Assessment Questionnaire on the Efficacy of LEDIP		National Survey for LEIPO	
	Target	% of Accomplishment	Target	% of Accomplishment
Province	1	100%	1	100%
City	1	100%	1	100%
Municipality	47	100%	47	100%

assessment was conducted to all the 49 LGUs of Bohol through the data capture forms that were accomplished either by the Local Economic Development and Investment Promotion Officer (LEIPO) or the local planning officer and submitted online via the link provided by BLGD. The table below shows this accomplishment.

### Access to Financing for Basic Infrastructure (Provincial Road Management Facility)

The Province of Bohol is one of the ten (10) provinces nationwide that implements the Provincial Road Management Facility (PRMF), a roads management and governance reform program that aims to increase economic growth and improve access to public infrastructure and services in selected areas. DILG-Bohol PRMF Focal Person, Jeffrey Bernasor

participated the Training and Mentoring PLGU in the Formulation and Implementation of Environmental Management Plans (EMP) Involving Local Communities in Environment Management Plan Compliance Monitoring held last March 20-22, 2013 at High School Educational Media Center, Holy Name University, Janssen Heights Campus, Dampas Dist., Tagbilaran City. Highlights of the activity were the orientation on the conduct of EMP monitoring involving the communities of Year 2 roads including

the safety, traffic and environmental provisions in the civil works contract; and the orientation on EMP Compliance Monitoring checklist and report. Members of the Special Bids and Award



Committee (SBAC) and Technical Working Group of the DILG VII attended the Orientation for DILG and Provincial Government Officials on PRMF Works, Procurement and Contract Management held last November 13-14, 2013 at Crown Regency Hotel, Makati City. The activity was conducted to enhance the capability of DILG Regional and Provincial Government Officials to procure PRMF Physical Works Projects in accordance with the Memorandum of Subsidiary Arrangement (MSA), which is an arrangement between the Government of the Philippines and Government of Australia.

Meanwhile, members of the DILG Bohol Project Development Management Unit (PDMU) actively participated in the PRMF activities duly called by the Provincial Government which included the regular Road Sector Meeting on PRMF Status Implementation and the Monitoring and Evaluation of the Provincial Roads of the Provincial Government.

### **Special Local Road Fund**

The DILG facilitated the accomplishment and submission of the inventory of roads. 42 LGUs already accomplished it in 2012 while 5 LGUs did it in 2013. Meanwhile, the city of Tagbilaran received a Statement of Allotment Release Order (SARO) amounting to P2.6 M from the SLRF from the Motor Vehicle Users Charge for CY 2012. The required memorandum of agreement and the corresponding program of work for project implementation has been completed and submitted to DPWH Region VII during the 1st quarter of 2013. The identified road section for rehabilitation is M.Torralba Street located at the back of the St. Joseph's Cathedral going to sitio Ubos of Poblacion I, Tagbilaran City. The area is where the early Tagbilaranons settled.





## LG Performance Oversight

In line with the DILG's supervisory and oversight function over LGUs, all LGUs of the province were monitored and assessed. Assessment was on the LGU's action/compliance to laws and executive directives. This is captured in the Policy Audit Compliance Tracking System (PACTS) reports accomplished and submitted by Field Officers. Some of the laws/issuances monitored are the following:

- Updated Local Revenue Code based on JMC2012-01
- Local Committee Against Squatting and or Similar Bodies against Squatting Syndicates and Profession Squatters based on MC 2012-04
- Katarungang Pambarangay based on MC 2007-129
- Accreditation of POs, NGOs and Similar Aggregations and Selection of Representatives of Local Special Bodies based on DILG MC 2010-73 as amended.

## Profiling of LGU Business Competitiveness

DILG Bohol through the field officers have administered the Business Competitive Survey in their respective municipalities. The said survey included the financial profile of the LGU, public finance and transparency and accountability. As of reporting period, all the LGUs have completed and submitted the survey forms.

## Barangay Micro-Business Enterprise

A total of one thousand nine hundred seven (1, 907) Barangay Micro Business Enterprises (BMBE) have registered this year from the municipalities of Albuquerque, Baclayon, Calape, Jagna, Loboc, Loon, San Miguel and Sevilla.

## **OUTCOME 2: ENVIRONMENT-PROTECTIVE, CLIMATE CHANGE ADAPTIVE AND DISASTER RESILIENT LGUs**

### ***Seal of Disaster Preparedness***

The Seal of Disaster Preparedness (SDP) is conferred to LGUs which demonstrates an acceptable level of disaster preparedness and disaster preparedness response before and during calamities as an official symbol of excellence. There are two levels of assessment, wherein the first level looks into disaster preparedness before a calamity occurs while the second level focuses on disaster preparedness response during a calamity.

In CY 2013, the SDP first level assessment focusing on flood was conducted in all 49 LGUs of Bohol, specifically from March-May. This involved the accomplishment of the Data Capture Form (DCF) by the DRRM Officer and the generation of the rating sheet. Although, only 33 LGUs are flood prone based on the data of the DENR-Mines and Geosciences Bureau (MGB), still all LGUs were administered with the SDP.



### Technical Assistance in Local Government CCA-DRRM

Technical assistance was provided by the DILG to LGUs in order to build their capacities on DRRM/CCA. Twenty eight (28) DRRM Trainings were responded and assisted by Field Officers in 2013.



Field officers also facilitated the attendance of the Punong Barangays in the Seminar-Workshop on Barangay Disaster Risk Reduction Alarm and Communication Protocols on January 22, 2013 spearheaded by the Provincial Government in coordination with the Liga ng mga Barangay and the DILG. Facilitation was also extended for the attendance of Barangay Tanods in the province-wide Capacity Building for Barangay Tanods on DRRM. Field officers also acted as Resource Speakers in the said activity.

Furthermore, field officers also facilitated the attendance of the Mayors and DRRM Officers in the Regional DRRM Summit conducted last July 31-August 2, 2013 at Cebu International Convention Center, Mandaue City, Cebu.



### Compliance to DRRM/CCA Policies

Aside from the technical assistance extended to LGUs for them to comply with the provisions of the Disaster Risk Reduction and Management (DRRM) Act, the Climate Change Act and the Calamity Response Protocols of the DILG, monitoring was also conducted to ensure compliance and sustainability of adherence to said policies.

Quarterly monitoring reports were submitted on these. Below are the indicators of compliance which were all complied by the 49 LGUs of the province except for DRRM Plans wherein Plans are mostly the annual Work and Financial Plan. CCA Plan is also incorporated in the DRRM Plan.

#### Clean Air Act (RA 8479)

In keeping with the National Government's efforts to promote and protect the environment and to

Table 5 : INDICATORS OF COMPLIANCE OF THE DRRM/CCA ACT & THE CALAMITY RESPONSE PROTOCOLS		
POLICY	INDICATORS OF COMPLIANCE	NO. OF COMPLIANT LGUs
Calamity Response Protocols based on DILG Memorandum	- Operations Center establishment	49
	- Emergency Response Rescue and Medical Teams organization & functionality	49
	- Evacuation Center identification and preparedness	49
	- Warning and Alarm Systems	49
DRRM & Climate Change Act	- Organized DRRM Councils	49
	- Established DRRM Office	49
	- Designated DRRM Officer	49
	- Formulated Local DRRM Plans	49
	- Formulated Local CCA Plans	49

TABLE 6. Activities and Accomplishments on Clean Air Act	
ACTIVITY	ACCOMPLISHMENT(s)
1. Billion Trees Project/ Arbor Day (June 2013)	• Planted a total of 870,352 seedlings in all 48 LGUs
2. National Greening Program/ 2013 OPLAN Broadcastreeing: The Urban Greening Project (September 2013)	• Planted a total of 70,868 seedlings in all 48 LGUs
3. 28th International Coastal Clean Up Day (September 2013)	• Collected approximately 5kls of mixed wastes from Maribojoc Pier by DILG-Bohol Provincial Staff

combat the peril of Global Warming, DILG-Bohol through its Field Officers did its share by conducting a wide information and education campaign on RA No. 8749 otherwise known as Clean Air Act. Among the activities which were sustained by the 48 LGUs in relation to this law are the following:

- (1) Enforcement of “No Smoking in Public Places” rules
- (2) Conduct of Tree Planting Activities
- (3) Conduct of Coastal/In-land Clean-up Drives
- (4) Implementation of “No Burning” policy

Correlated to this Act also are the Republic Act 9003 (Ecological Solid Waste Management Act) and the National Greening Program/Billion Trees Project. DILG-Bohol also played a vital role in ensuring the success of respective related activities by coordinating with stakeholders and partners.



## **REGIONAL INITIATIVE**

### ***DRRM Preparedness Audit for the Barangays***

The DRRM Preparedness Audit for the Barangays was administered in the month of September to October 2013 in all the 1,109 barangays of the province. As of this writing, a good number of barangays have accomplished and submitted the document which is an output of the said preparedness audit.

## **ACTIVITIES CONDUCTED DUE TO THE 7.2 EARTHQUAKE & TYPHOON YOLANDA**

With the occurrence of the 7.2 magnitude earthquake heavily affecting the 17 LGUs of Bohol namely, Loon, Maribojoc, Antequera, Sagbayan, Catigbian, Tubigon, San Isidro, Calape, Clarin, Balilihan, Inabanga, Buenavista, Carmen, Cortes, Loboc, Tagbilaran City and Sevilla, DILG Bohol assisted the Provincial, City and Municipal Governments through the following:

- DILG Bohol acted as secretariat in the daily meetings conducted by the PDRPMC (OPSWD and DRRM Office are occupied with the relief, rescue & retrieval operations thus, couldn't act as Secretariat)
- Coordinated with different offices/agencies/private organizations for the attendance to meetings, timely provision of data/information for disaster response
- Field Officers coordinated and assisted LGUs in their disaster response
- Field officers gathered the following data/information:



- Data on Infrastructure Assessment of the damaged public buildings;
- Data on the number of totally and partially damaged residential houses;
- Water Assessment;
- Distribution of Relief Goods; and
- No. of affected families.

Reporting on the update of the PDRRMC Meeting was also sent to the DILG Regional and Central Offices for information and reference.

While for typhoon Yolanda, Field Officers assisted the LGUs in preparation for the said super typhoon. P/C/MDRRMCs were convened, barangays were alerted, advisories were issued to the community, people living in flood prone & danger areas were evacuated and LGUs prepared relief goods, communication equipment and transport vehicles. During the onset of the typhoon, all field officers were stationed in their respective municipalities to assist the Mayor and the C/MDRRMC members. Monitoring and reporting were also done on the following aspects:

- Pre-emptive and forced evacuation conducted by LGUs;
- Condition of landslide and flood-prone areas.

#### **PDRRMC MEETINGS**

<b>DATES</b>	<b>VENUE</b>	<b>TIME</b>
October 15, 2013	Governor's Mansion, Tagbilaran City	Just minutes after the earthquake
October 16, 2013	Governor's Mansion, Tagbilaran City	10:30 am
October 17, 2013	Governor's Mansion, Tagbilaran City	7:00 PM
October 18, 2013	Governor's Mansion, Tagbilaran City	7:00 PM
October 19, 2013	Governor's Mansion, Tagbilaran City	10:00 PM
October 20, 2013	Governor's Mansion, Tagbilaran City	7:00 PM
October 21, 2013	Governor's Mansion, Tagbilaran City	3:00 PM
October 22, 2013	Governor's Mansion, Tagbilaran City	3:00 PM
October 24, 2013	Governor's Mansion, Tagbilaran City	4:00 PM
October 25, 2013	Governor's Mansion, Tagbilaran City	4:00 PM
October 26, 2013	Governor's Mansion, Tagbilaran City	4:00 PM
October 28, 2013	JJs Seafood Village, Tagbilaran City	9:00 AM
October 29, 2013	Governor's Mansion, Tagbilaran City	4:00 PM
October 30, 2013	Reyna's Garden, Tagbilaran City	4:00 PM
November 4, 2013	Governor's Mansion, Tagbilaran City	4:00 PM
November 5, 2013	Governor's Mansion, Tagbilaran City	4:00 PM
November 6, 2013	Governor's Mansion, Tagbilaran City	4:00 PM
November 7, 2013	Governor's Mansion, Tagbilaran City	4:00 PM
November 9, 2013	Governor's Mansion, Tagbilaran City	5:00 PM
November 11, 2013	Governor's Mansion, Tagbilaran City	3:00 PM
November 12, 2013	Governor's Mansion, Tagbilaran City	4:00 PM
November 13, 2013	Governor's Mansion, Tagbilaran City	4:00 PM
November 20, 2013	Crab House, Mansasa, Tagbilaran City	10:00 AM
November 25, 2013	Governor's Mansion, Tagbilaran City	1:30 PM
November 28, 2013	Bohol Tropics Resort, Tagbilaran City	11:00 AM

In response to the call of the Governor, DILG Bohol acted as Chairperson of the Information and Coordination Management & Secretariat during the PDRRMC meetings daily from October 15, 2013 until November 13, 2013. The succeeding meetings were done weekly. Table 7 shows the



dates and venues of PDRRMC meeting.



## HIGHLIGHTS OF VISIT OF PRES. AQUINO AND SILG ROXAS IN BOHOL

**Table 8. Visit Schedule of Pres. Aquino and SILG Roxas**

Dates	Activities Conducted
October 16, 2013 w/ Pres. and SILG	<ul style="list-style-type: none"> <li>• Pres. Aquino, SILG Roxas and other cabinet secretaries distributed relief goods to the affected families at the Cultural Center, Tagbilaran City</li> <li>• Meeting w/ Gov Chatto at the Governor's Mansion</li> </ul>
October 17-21, 2013 SILG	<ul style="list-style-type: none"> <li>• SILG Roxas conducted aerial survey on the damage of the earthquake</li> <li>• PDRRMC Meetings were conducted daily in which updates on the assessment of each agency concerned were presented</li> <li>• SILG personally drove the car and visited the hardest hit towns</li> <li>• SILG met with DILG Field Officers and instructed the data to be collected from the LGU</li> </ul>
October 23, 2013 w/ Pres. and SILG	<ul style="list-style-type: none"> <li>• Pres. Aquino, SILG Roxas and other Cabinet Secretaries slept in Loon (one of the hardest hit towns) to assure the people that Bohol is already a safe place to stay</li> </ul>
October 28, 2013 W/ Pres. and SILG	<ul style="list-style-type: none"> <li>• Joint NDRRMC and PDRRMC Meeting and Presentation of Bohol Rehabilitation Plan</li> </ul>



## OUTCOME 3: SOCIALLY-PROTECTIVE AND SAFE LGUs

### Mainstreaming Peace and Development in Local Governance

#### *Monitoring the Functionality of POCs*

DILG Bohol through PD Ma. Loisella E. Lucino actively provides secretariat support services during the monthly Provincial Peace and Order Council (PPOC) Meetings. Notice of meetings was properly communicated, minutes and attendance were prepared and drafting of resolutions were done. For the whole year, the provincial government was able to conduct 10 PPOC meetings with 15 resolutions passed.





Meanwhile, DILG Bohol successfully facilitated the formulation of the Integrated Area Community Public Safety Plan (IAC/PSP) for CY 2013 of the PPOC

on February 26, 2013 @ Crab House, Mansasa,

Tagbilaran City.

The output was presented to the Business Sector on March 19, 2013 @ JJs Seafood Village, Tagbilaran City. The presentation of the output garnered full support from the participants.

All DILG Field Officers of the 48 LGUs were able to facilitate the re organization of the Municipal Peace and Order Council (MPOC) on September, 2013. Municipalities have active MPOCs in which meetings were regularly conducted and minutes of meetings were properly documented as reflected in the monthly submission of minutes of the field officers to the provincial level.

Highlights of MPOC minutes were also submitted to the Committee Chair on Peace and Order at the provincial government for their information and inclusion to the PPOC concerns.

LGUs	Functionality
Province	100%
City	100%
Municipality	100%
Barangay	85%

DILG Field Officers regularly monitor the functionality of Barangay Based Institutions to include the Barangay Peace and Order Council, Barangay Anti-Drug Abuse Committee and Barangay Development Council through submission of reports. Every now and then, field

Figure 3: Functionality of Barangay Development Council (BDC)



Figure 4: Functionality of Barangay Peace and Order Council (BPOC)



officers attend meetings of the council while some field officers conduct regular evaluation to keep track of the efficiency of the councils.



### ***HEAT Caravan***

The promotion of peace and order and public safety in local communities is further strengthened through the conduct of meetings out of town. This is best manifested in the conduct of “Bohol HEAT Caravan” spearheaded by the PPOC. This is the convergence of PPOC members composed of five national government agencies and twenty seven provincial offices and seven private organizations delivering basic services to the people in a pre-determined LGU and its neighboring towns. Among the services delivered were medical, social and training services. Some livelihood programs of NGAs and offices were also delivered.

For CY 2013, out of town meetings were conducted in the municipalities of Clarin, Trinidad and Ubay.

### ***Capacity Development on Peace and Order***



To capacitate the newly minted Mayors and to refresh the knowledge of the re-elected ones, PD Loisella Lucino presented the roles and responsibilities of LCEs over PNP units during the consultative meeting initiated by the provincial government on August 12, 2013 at JJs Seafood Village, Tagbilaran City.



Aside from capacitating the Mayors, the meeting was also conducted to make Bohol always ready and vigilant in terms of terrorism, criminalities, illegal drugs and illegal gambling.

At the end of the meeting, LCEs and 48 COPs signed the Pledge of Commitment showing their full support for peacekeeping concern in the entire province. PDEA Regional Director, PNP Provincial Director, Commanding Officer of the 2nd SFBn and other provincial officials also showed support.

### ***Bayanihan at Work: Purok Power Movement***



The much talked about Countryside Development Program: Purok Power Movement is a multi-agency, multi-sectoral program aimed at empowering communities so that local armed groups can no longer threaten the stability of their state. It is a comprehensive approach to service delivery that brings development initiatives at the purok level.

The Purok Power Movement is truly a bayanihan

work in local government that allows the participation of stakeholders coming from the different sectors of society. Said participatory concept has DILG-Bohol sitting as member of the Prosperity Team Monitoring and Evaluation in hope of bringing more meaning and success to the program that would be fully appreciated by the Boholano people.

DILG Bohol actively participated the activities of the Country Side Development Program - Purok Power Movement (CDP - PPM) spearheaded by the Provincial Government on August 8, 2013 at Casa Rey Francis, Tagbilaran City and on March 11, 2013 at Camp Raja Sikatuna, Katipunan, Carmen, Bohol. CDP-PPM is one of the partnerships of the provincial government with the Philippine Army to win a paradigm shift with a transformation and governance program, capitalizing on non-combat operations in order to win the peace, and further allowing the participation of stakeholders in the society. It recognizes peace and security efforts that are shared by all.

### ***Bohol Reintegration Program on Former Rebels***

The Provincial Government of Bohol through the Committee on the Integration of Former Rebel (CRFR) has strengthened its effort on the Bohol Social Reintegration Program for Former Rebels. This program is designed to assist those rebel returnees in legal means. This program has four phases which include Pre-Surrender, Actual Surrender, Post Surrender and Disengagement Phase.

### **Empowering LGUs in the Delivery of Social Service**

#### ***Sagana at Ligtas na Tubig sa Lahat***

The Sagana at Ligtas na Tubig sa Lahat Program is designed to provide water supply systems for the waterless municipalities, barangays, health centers, and resettlement sites. It further aims to enhance the capacity of the LGUs and water service providers in the planning, implementation, and operation of water supply facilities. The Department is tasked to capacitate the LGUs through Program Orientation, Feasibility Study Preparation, Procurement, Fund Management, Construction Supervision, Water Governance, among others. The office ensured the attendance of the focal persons to the series of trainings.



Bohol Province is fortunate to have 13 of its municipalities as recipients of the grant in 2013. There are already 11 LGUs in Bohol with completed projects for waterless municipalities. At present, five (5) LGUs have on-going implementation of the program. On the otherhand, for waterless barangays, two (2) LGUs have completed projects. While five (5) LGUs have on-going projects.



Also, all pilot LGU WATSAN Team attended the Human Rights-Based Watsan Governance Training for Salintubig Program on September 24-27, 2013 at Castle Peak Hotel, Mabolo,

Cebu City while the second batch of training was held last November 19-22, 2013 at Northwinds Hotel, Lahug, Cebu City. The said training involved the implementors to abide by the principles of good governance in governing the system emphasizing on the human rights to use the water.

### ***Bottom Up Planning and Budgeting***

In pursuit of attaining the country's goal of inclusive growth and poverty reduction, the Bottom-Up Budgeting (BuB) is implemented. It is an approach to preparing the budget proposals of agencies, taking into consideration the development needs of cities and municipalities as identified in their respective Local poverty reduction action plans (LPRAPs) that shall be formulated with strong participation of basic sector organizations and other civil society organizations.

**Table 10. BUB Preparatory Activities**

Activity	Bottom-Up Budgeting 2014		Grassroots Budgeting 2015	
	Target (# of focus LGUs)	% of Accomplishment	Target (# of focus LGUs)	% of Accomplishment
Conduct of CSO assembly	42	100%	48	100%
Creation of LPRAT	42	100%	48	100%
LPRAP Formulation thru LPRAT Workshop	42	100%	48	100%
LPRAP submission to RPRAT	42	100%	48	100%

For BuB 2014, all the 42 focus LGUs of the Province of Bohol has complied with the required processes and guidelines and on time submission of LPRAPs to the RPRAT. On the other hand, the same preparatory activities were undertaken by the 48 focus LGUs for the Grassroots Participatory Budgeting Process for 2015, as presented in the table below

### ***MDG- Family Based Actions for Children and Their Environs in the Slums (MDG-FACES)***

The selection of Tagbilaran to be among the 45 cities nationwide as a recipient of the LGA program on the Millennium Development Goal – Family Based Actions for Children in the Slums (MDG-FACES) gives the basic services sector of the city a new perspective of providing interventions to the most needy families in the city.

Service providers can now directly interact with the households in giving assistance to the family members. To date, the city core team of MDG-FACES has identified the baseline data and targets of the children beneficiaries. It has also developed the Family Quick Action Guide and Quick Response Mechanism for household beneficiaries.

### ***Enhancing Capacities of Local Governments to address HIV/AIDS***

Pursuant to the Philippine AIDS Prevention and Control Act of 1998, DILG-Bohol has urged LGUs to keep their Local AIDS Council (LACs) active and functional through regular meetings, presence of plans and programs and conduct of activities on HIV and AIDS prevention and control to mitigate its negative impact in the locality.

In CY 2013, all the 47 municipalities and Tagbilaran City have functional Local AIDs Councils whose programs and activities are spearheaded by the Rural Health Units of their respective LGUs.

### ***Strengthening Local Councils for the Protection of Children***

The Department of the Interior and Local Government and the Department of Social Welfare and Development, this province in partnership with the World Vision and other local and national line agencies joined efforts to strengthen the campaign against child labor.

No. of LGUs	No. of LGUs with Organized and Functional LCPC		Levels of Functionality			
	Target	Accomplishment	Basic	Progressive	Mature	Ideal
P/C/M	49	49	1	9	24	15
Barangays	1,109	1,109	117	495	392	125

One of the strategies adopted by these advocates is strengthening the Local Council for the Protection of Children (LCPC) through organization/reorganization, orientation/reorientation, activation/reactivation and training on capability building aimed at institutionalizing the program in the grassroots level, that is in the community and in the barangay.

As one of the top tourist destinations in the country, Bohol Province launched the Child Wise Tourism Programme of the Department of Tourism (DOT) on April 11-12, 2013 at Alona Kew Beach, Panglao Island, Bohol facilitated by the DOT-OTSR, ECPAT, DOT 7 and Bohol Provincial Tourism Office (BPTO) in partnership with DILG-Bohol.

In recognition of the universal declaration of the United Nations Convention on the Rights of the Child, the tourism stakeholders in Bohol including various tourism-related establishments and organizations have affirmed support to the child Wise Tourism Programme by asserting vehement opposition to the commercial sexual exploitation of children in the tourism industry.



On the other hand, LGU Tubigon won the Presidential Award for Child-Friendly Municipality 1st to 3rd class category. MLGOO Jogepons Ruloma received the national finalist award. DSWD Sec. Dinky Soliman, DepEd Sec Bro. Armin Luistro and SILG Mar Roxas conferred the distinction.

### ***Localization Project of Juvenile Justice and Welfare Act***

RA 9344 is the country's first specific legal measure to promote juvenile justice and welfare, exempting youth offenders from criminal liability. It mandates the creation of a welfare council that will coordinate with various agencies and oversee its implementation.



At the local level, the LCPCs serve as the primary agency to coordinate with and assist the LGU for the adoption of a comprehensive plan on delinquency prevention and to oversee its proper implementation. It also

advocates the allocation of at least 1% of the Internal Revenue Allotment (IRA) for the implementation of programs identified by the LCPC and the designation/appointment of a licensed Social Welfare Development Localization Project of Juvenile Justice and Welfare Act

**Table 12. Monitoring on the Compliance to RA 9344**

No. of LGUs	Compliance to RA 9344 (No. of Complying LGUs)							
	Allocation of 1% for LCPC		Licensed LSW-DO		With CICL		Youth Homes for CICL	
	Target	Accom.	Target	Accom.	Target	Accom.	Target	Accom.
49 P/C/Ms		36		35		24		3
1,109 brgy.s.		651		0		236		0

### Technical Assistance for the GAD Focal Point System

Republic Act 7192 or the Women in Development and Nation Building Act and Republic Act 9710 or the Magna Carta of Women recognize the role of women in nation-building and promote the fundamental equality before the law of women and men.

As one of the oversight agencies, DILG enjoins LGUs to mainstream GAD in planning, budgeting and other systems of the LGU. DILG also monitors the compliance of LGUs to the provisions of the Magna Carta of Women. Table 13 reflects the GAD indicators with the number of complying LGUs.

**Table 13: COMPLIANCE OF LGUs to GENDER AND DEVELOPMENT (GAD)**

GAD COMPLIANCE INDICATORS	NO. OF COMPLYING LGUs
Enactment of GAD Code	34
Formulation of GAD Plan	49
Organization of GAD Focal Point	49
Maintenance of GAD Database	24
40% of MDC/BDC composed of women	15
5% of total LGU appropriation allocated for GAD	46
Organization of VAW Desk	48 (not applicable to the Provl. Govt.)

### Anti-Violence Against Women and Children (AVAWC)

The state values the dignity of women and children and guarantees full respect for human rights. It also recognizes the need to protect the family and its members particularly women and children from violence and threats to their personal safety and security. Thus, Republic Act 9262 or the Anti-Violence Against Women and their Children (AVAWC) Act of 2004 penalizes acts of violence against women and their children as a public crime.

DILG Bohol coordinated and monitored the implementation of RA 9262. It monitored the sustainability of the Local Committee on Anti Trafficking and Violence Against Women and their Children (LCAT-VAWC) organized in provinces/cities and municipalities. Likewise it monitored the sustainability of the VAW Desk establishment in the barangay through submission of quarterly reports.

Per monitoring conducted, 593 VAWC cases were reported in 2013. Out of 593 cases, only 56 were issued Barangay Protection Order (BPO). The rest were referred to the Court, Municipal Social Welfare and Development Office (MSWDO), Local PNP Station and to Medico Legal.



### ***Kasambahay Law***

Following the approval of RA 10361 or the “Batas Kasambahay”, DILG MC No. 2013-61 provided the guidelines on the barangay registration of kasambahay. DILG-Bohol Officers caused the widest dissemination of this circular as well as assisted the barangay front liners in creating its Kasambahay Desk and in the organization of a Start-Up Registration in respective LGUs. DILG-Bohol Province achieved 100% accomplishment in creating Kasambahay Desks and in organizing the start-up registration.

TABLE 14. PROVINCIAL CONSOLIDATED KASAMBAHAY REPORT			
PROVINCE	TOTAL NO. OF BARANGAYS	TOTAL NO. OF BARANGAYS WITH REGISTERED KASAMBAHAY	TOTAL NO. OF KASAMBAHAY
Bohol	1,109	104	535

### ***Anti-Rabies Program***

Compliance to DILG MC No. 2011-30 re: Strict Implementation of the Anti-Rabies Act of 2007 (RA 9482) is manifested in the highlight of accomplishments under the Bohol Rabies Prevention and Elimination Program and quarterly submission of Anti-Rabies Report.

One hundred percent (100%) of the LGUs in Bohol have established the national rabies prevention and control program and created corresponding multi-sectoral committee to undertake such program. Although none of the LGUs have created a veterinary office and appointed a veterinary officer, all LGUs have successfully accomplished activities on anti-rabies prevention such as dog vaccination, castration, population survey, elimination, vaccination and registration, information education campaigns, impounding and medication, etc.

Table 15. Strict compliance to RA 9482					
No. of LGUs	Presence of National Rabies Prevention and Control Program	Creation of Multi-Sectoral Committee to undertake such Program	Appointment of a Veterinary Officer	Creation of a Veterinary Office	Establishment/ Maintenance of a Dog Pound
48 P/C/Ms	48	48	1	1	25

### ***Adoption of the Philippine Plan of Action for Nutrition (PPAN)***

PPAN 2011-2016 is the country’s national framework plan on nutrition. Its overall goal is to contribute to the improvement of the quality of human resource in the country and the reduction of child and maternal mortality.

The PPAN contributes to the attainment of the Millennium Development Goals (MDGs) specifically in addressing extreme poverty, hunger and malnutrition.

Through proper advocacy and good work relations of the 52 field officers, all LGUs have organized and strengthened functional local nutrition committees who are able to translate the priorities for action of PPAN into specific programs, projects and activities covered by adequate funding to achieve the scale of desired outcome. More so, LCEs are able to designate a nutrition action officer with adequate office and support staff.

## REGIONAL INITIATIVES

### *Strengthening the Management Coordinating Committees (MCCs)*

In line with the Civil Service Month Celebration and to constantly foster solidarity and to strengthen the bonds among the Provincial Management Coordinating Committee (PMCC), another sports match was held on September 19, 2013 at Pres. Carlos P. Garcia Sports Complex, Tagbilaran City. The activity was participated by provincial DILG Family, Armed Forces of the Philippines and the Provincial Government of Bohol.



The C/MLGOOs likewise organized their respective MCCs with the conduct of meetings and other peace and order related activities. DILG-Bohol regularly partners with the PNP, BFP and BJMP in the implementation of peace and order and public safety programs at the LGUs.

### Crime Prevention Week Celebration

DILG Bohol actively participated the Motorcade and Opening Program of the National Crime Prevention Week Celebration on September 2, 2013 at Camp Francisco Dagohoy, Tagbilaran City, Bohol. D' One Cluster Head Jose Jeffrey Bernansor was the Guest of Honor and Speaker during the Flag Raising and Opening Ceremony.



NCPW is a yearly celebration under Presidential Proclamation No. 461 declaring the first week of September of every year as the NCPW Week to ensure an intensified implementation of programs, projects and activities.

### **OUTCOME 4: ACCOUNTABLE, TRANSPARENT, PARTICIPATIVE AND EFFECTIVE LOCAL GOVERNANCE**

Table 16: 2013 LGPMS IMPLEMENTATION ACTIVITIES		
ACTIVITY	SCHEDULE	NO. OF COMPLYING LGUs
Data Gathering (accomplishment of the Data Capture Form), Data Proofing and Certification	3rd week of February - 1st week of April	49
Online Data Entry & Monitoring	4th week of February to 2nd week of April	49
State of Local Governance Report (SLGR) preparation	April-May, 2013	49
LGPMS Communication <ul style="list-style-type: none"> <li>State of Province, City, Municipality Address (SOPA, SOCA, SOMA)</li> <li>Fora with the Barangays</li> <li>Turn-over to newly elected Mayors &amp; off.</li> <li>PGBh &amp; CSO 4th General Assembly</li> </ul>	April-June, 2013	49
LGPMS Utilization <ul style="list-style-type: none"> <li>LGPMS Utilization Conference</li> <li>LGPMS/SLGR Presentation included in the Executive-Legislative Agenda (ELA) &amp; Capacity Development (CapDev) Formulation Workshops</li> </ul>	June-September, 2013	49

### ***Local Governance Performance Management System***

The LGPMS is a self-assessment and web-based performance and development management tool being developed by DILG for LGUs to know their capacities and limitations in the delivery of public services. Knowledge of which, guide them in determining appropriate executive and legislative actions. Since its inception until at present, the LGPMS has been institutionalized in all the 49 LGUs of Bohol.

Bohol's CY 2013 LGPMS implementation is indicated in Memorandum dated February 7, 2013 issued by the DILG Provincial Director. Prior to the issuance of the Memorandum, a meeting was called among stakeholders to ensure smooth LGPMS implementation. Table 16 shows the different activities involved in the LGPMS 2013 implementation starting from data gathering to LGPMS utilization.

On the otherhand, the LGU Scorecard on Health which is a subsystem of the LGPMS was implemented in the months of February-May, 2013. Implementation involved data gathering, data review and on-line data entry made by the LGPMS Provincial Focal Person. Successful implementation was made possible with the coordination of the DILG provincial and municipal offices, the Department of Health (DOH) and the Provincial Health Office (PHO).



### ***Barangay Governance Performance Management System (BGPMS)***

The Barangay Governance Performance Management System (BGPMS) is an assessment tool for barangays that measures the effective delivery of services and accomplishments in the performance of their functions as mandated in RA 7160 and other related issuances. The BGPMS is being implemented for three (3) years now. Implementation processes consist of giving guidelines and Data Capture Forms (DCF), accomplishment of DCF, formulation of State of Barangay Governance Report (SBGR), conduct of utilization conference and communication to the public. Technical assistance was extended by field officers from the organization of the BGPMS Committee which facilitated the DCF accomplishment to the formulation of the SBGR and the conduct of the Utilization Conference. All the 1,109 barangays implemented the BGPMS.

### ***Seal of Good Housekeeping***

44 LGUs of the Province of Bohol have been conferred with the Seal of Good Housekeeping (SGH). Nevertheless, LGUs of the Province of Bohol continue their efforts to be conferred with the SGH. Among the activities continuously conducted is the compliance to the Full Disclosure Policy (FDP), the compliance to the Anti-Red Tape Act (ARTA) and the good financial management which will result to the qualified and unqualified COA Annual Audit Report.

### Anti-Red Tape Act

In response to the urgent need to eliminate red tape and improve frontline service delivery in government agencies, Republic Act No. 9485, otherwise known as the “Anti-Red Tape Act of 2007” was enacted. It aims to promote transparency in the government, re-engineering the systems and procedures of each office or agency with regard to the manner of transacting with the public. Thus, each agency is required to simplify frontline service procedures, formulate service standards for clients to observe or follow in every transaction and make these standards known to public.

As a partner of the Civil Service Commission (CSC) in enjoining LGUs to strictly implement ARTA and to equally comply with the same, the Office of the Provincial Director of DILG-Bohol complied the guidelines for its implementation through 1) Posting the Citizen’s Charter at the entrance of the office; 2) Wearing of the prescribed IDs during working days, from 8:00 AM to 5:00 PM; 3) Installing a Public Assistance and Complaints Desk (PACD) at the office’s entrance; 4) Following the NO NOON BREAK Policy; and 5) Observing and complying the 5S policy.

Moreover, in its pursuit of a transparent and red-tape free administration, Anti- Red tape Act of 2007 (ARTA) or ARTA-RCS results were communicated by the field officers to the local chief executives. The results of findings of the data collection supported with the ARTA RCS reports of findings of the data collection were communicated in various modes: some were done during the regular weekly department heads meetings, others during meetings of councils and committees and some were done during the regular sessions of the local sanggunians with the presence of the local chief executives.

### Full Disclosure Policy

In furtherance of MC 2010-83, as amended, DILG Central Office in partnership with the World Bank, developed the Full Disclosure Policy Portal (FDPP) to help the provinces, cities and municipalities in posting their financial documents online. The portal, aside from the conspicuous places, LGU website and print media opened another venue to keep the public informed of how funds are managed, disbursed and used.



TABLE 17. MONITORING COMPLIANCE TO FULL DISCLOSURE POLICY (as of December 5, 2013)			
LGUs	FULL DISCLOSURE POLICY COMPLIANCE (No. of LGUs Posting in different modes)		
	Conspicuous Places	FDP Portal	Print Media
Prov'l Gov't of Bohol	Fully Posted – 1 PLGU	Highly Posted – 1 PLGU	-
City of Tagbilaran	Fully Posted – 1 CLGU	Highly Posted – 1 CLGU	-
Municipal Gov't - 47	Fully Posted – 47 LGUs	Fully Posted – 5 LGUs Highly Posted - 31 LGUs Lowly Posted - 10 LGUs	-

DILG-Bohol Officers provided technical assistance to facilitate LGU’s compliance to FDP as well as monitored their compliance on quarterly basis.

### ***Performance Challenge Fund***

The Performance Challenge Fund (PCF) is an incentive given to LGUs which were conferred with the Seal of Good Housekeeping and the Gawad Pamana ng Lahi (GPL). LGUs were awarded with P1M which they will use as additional fund for their development project. Eight (8) LGUs which were granted PCF in 2011 namely Loboc, Pres. CP Garcia, San Miguel, Balilihan, Clarin, Dauis, Maribojoc and Panglao. While three (3) LGUs were PCF recipients in 2012 namely Ubay, Jagna and the Provincial Government of Bohol. These LGUs already completed their PCF assisted projects.

While in 2012, the municipality of Jagna and the Province of Bohol was once again awarded with the PCF because it was adjudged as the Gawad Pamana ng Lahi (GPL) winner in Region 7, municipality and provincial category, respectively. The project funded by the PCF was already completed as of 3rd quarter, this year.

### ***Gawad Pamana ng Lahi***

The Gawad Pamana ng Lahi (GPL) is a total award concept which aims to accord recognition to provinces, cities and municipalities for their exemplary performance in governance. For 2013, no GPL Assessment was conducted. However, the national GPL assessment for 2012 was continued in the early part of 2013. The Municipality of Jagna which was adjudged as GPL Regional Winner in 2012 was picked as one the national finalists of the GPL.

Aside from Jagna, the provincial government of Bohol was also the GPL regional winner for 2012, province's category. Since the two LGUs were GPL winners, they were awarded with the Performance Challenge Fund (PCF) to finance their priority development projects. The P3M PCF of the Bohol Provincial Government was used to finance the improvement of Bagumbayan-Estaca Road in the municipality of Pilar. While Jagna's P1M PCF was used to rehabilitate and improve the Jagna Waterworks System. Both projects were implemented in the 1st quarter of 2013 and completed as to PCF fund disbursement in the 3rd quarter of this year.

### ***Millennium Development Goal (MDG) Tracking Systems in LGUs***

This is a monitoring system that allows LGUs to track their contribution to the attainment of the Millennium Development Goals (MDGs). For CY 2013, the LGUs are required to accomplish the Enhanced MDG M & E Tracking Forms using the CY 2011 and 2012 data. In addition to these forms, they were also made to submit a one-page Survey Questionnaire Form on the Qualitative Assessment of the LGU Responsiveness to the MDG.

Table 18. MDG Accomplishment				
LGUs	Enhanced M & E Tracking Forms LGUs		Survey Questionnaire on the Qualitative Assessment of the LGU Responsiveness LGUs	
	Target	% of Accomplishment	Target	% of Accomplishment
Province	1	100%	1	100%
City	1	100%	1	100%
Municipalities	47	100%	47	100%



The Bohol Provincial Government, Tagbilaran City and 47 municipalities, with the intervention of the Field Officers, were able to comply with these directives as shown in the table below:

### ***Galing Pook Award***

The Galing Pook Award is a pioneering program that receives innovation and excellence in local governance. The winning programs are selected based on positive results and impact, promotion of people's participation and empowerment, innovation, replicability and sustainability, and efficiency of program service delivery.

The Municipality of Loboc was conferred the prestigious Galing Pook Award on March 18, 2013. Loboc was awarded for its program of improving lives through tourism. Due to its tourism projects, the LGUs local revenue was enhanced even exceeding its Internal Revenue Allotment (IRA). This translated to the increased and improved service to the constituents or the improved quality of life of the people.

### ***Newly Elected Officials Program***

Given the importance of enhancing the competencies of local government officials as managers for local development, the NEO Program aims to capacitate the elected officials of 2013, both newly-minted and re-elected, to be able to translate their own vision and agenda for their local government units (LGUs) into a feasible plan that they can implement over the course of their term.

After the May 13, 2013 National and Local Elections, all the LGUs of the province had a smooth local governance transition to the newly-elected or re-elected local officials on June 30, 2013. During the transition period, the LGUs conducted the mandatory activities which include the inventory of their properties; accumulation of all pertinent documents or records; turning-over of accountabilities using prescribed forms and organized turn-over ceremony from the outgoing officials to the incoming set of leaders. The creation of Local Governance Transition Teams prior to the elections made possible the realization of these activities.

On the other hand, twenty newly minted Local Chief Executives of Bohol were oriented on the NEO Webinar Program held last July 17-19, 2013 at Crown Regency Hotel, Cebu City. The activity was initiated by the Local Government Academy (LGA) and the DILG Regional Office. After the activity, the Mayors had themselves enrolled in a webinar or seminar on the web series type of course. DILG field officers followed up the enrollment, compliance and completion of the LCEs in the mandatory modules set by the NEO webinar program

### ***Executive-Legislative Agenda***

The Executive-Legislative Agenda (ELA) is one of the outputs under component 1 of the NEO Program. It is mutually developed and agreed upon by both the executive and legislative departments of an LGU which will guide the executive and the legislative branches towards a unified vision,



mission, goals and objectives. With the necessity of the ELA, workshops were conducted in all the 49 LGUs for its formulation. The workshops were conducted from July to September, 2013 and were mostly facilitated by the DILG Officers.

Prior to the conduct of the workshop, a Roll Out Training was conducted to all field officers for the ELA/ Capacity Development (CapDev) Formulation on July 16, 2013 at JJ's Seafood Village Tagbilaran City. The roll out ensured the uniformity of the steps, materials and process employed for the workshop. With the workshops conducted, all 49 LGUs have the ELA document.



### ***Lupong Tagapamayapa Incentives and Awards***

The search of the Lupong Tagapamaya Incentive Awards (LTIA) commenced on February, 2013 with the submission of a total of sixteen (16) entries province-wide. Members of the Lupong Tagapamayapa Provincial Awards Committee conducted table assessment of the entries to come up with the top three finalists each for the first to third and fourth to sixth class municipality categories. On-site validation ensued that focused on the actual interview of the lupon chairpersons and members and the inspection of lupon records. The Lupong Tagapamayapa of Poblacion Talibon emerged as the provincial winner for the first to third class municipality category while the Lupong Tagapamayapa of Gotozon, Loboc for the fourth to sixth class category, which made them as Bohol's official entries to the regional search.

As regional finalists, the lupos of Poblacion, Talibon and Gotozon, Loboc, Bohol were subjected to another on-site validation and interview by the members of the Lupong Tagapamayapa Regional Awards Committee on April 10, 2013. Considering their competence, dedication and high record of settlement which contributed to the peaceful situation of the barangay, the lupon of Gotozon, Loboc was adjudged as the Regional LTIA Winner for the fourth to sixth class municipality category and is Region VII's entry to the national search.

### ***Policy Audit Compliance Tracking System (PACTS)***

Policy Audit Compliance Tracking System (PACTS) is aimed at generating baseline and continuing information on local government action to legislative and executive directives in support of over-all government efforts to further social development, economic development and environmental health. Under this project, the Department prioritizes tracking LGU compliance to certain laws and policies issued by the Department through various Memorandum Circulars and similar directives and laws promulgated by Congress and signed by the President. These policies cover the four outcome areas of the Department, all of which are meant to determine whether LGUs comply with them or not.

### ***LGUs with formal representation of Indigenous Cultural Communities/Indigenous People (IC/IPP) in the Local Legislative Councils and other Policy Making Bodies***

Except for the Municipalities of Guindulman and Pilar who have an IP representation in their Municipal Development Council, the rest of the LGUs in the Province of Bohol have no indigenous cultural communities or indigenous people inhabiting in their localities.

***Local Committee or Similar Body Against Squatting Syndicates and Professional Squatters (LCASSPS)***

DILG MC No. 2012-04 mandates the creation of Local Committee or similar body against Squatting Syndicates and Professional Squatters (LCASSPS). One of the functions of the said committee is the adoption and implementation of necessary measures to identify and effectively curtail the activities of professional squatters and squatting syndicates.

In 2012, all LGUs organized their LCASSPS through an Executive Order of the Mayor. This was done despite the absence of professional squatters and syndicates in the province. For CY 2013, all 41 LGUs have reconstituted their LCASSPS.

***Mobilization of CSOs Service Providers***

Recognizing the important role of Civil Society Organizations' (CSOs) in promoting empowerment and participation in governance, DILG Bohol has once again renewed and strengthened its partnership with the Bohol Association of Non-Government Organizations (BANGON) through the signing of a Memorandum of Agreement (MOA). This event happened during the opening of the Civil Society Week 2013 Celebration initiated by the Provincial Government of Bohol when the covenant signing between the provincial government and different CSOs was also materialized.



***CSO Orientation***

DILG-Bohol recognizes that the involvement and participation of civil society groups can greatly help in the effective implementation of its latest initiatives such as Seal of Good Housekeeping, Full Disclosure Policy/Performance Audit and Compliance Tracking System, Seal of Disaster Preparedness, Performance Challenge Fund, LGSP-LED and Vigilance to Volunteerism. To put a match to partnerships and strengthen relationships, 48 CSO Representatives were oriented on DILG's priority programs.



***Volunteerism in Local Governments (Vigilance to Volunteerism: Program Intensifying People's Engagement in Local Governance) (V2V-PIPELOG)***

True to the objectives of the program to strengthen relations, ignite volunteerism and promote citizen participation in all aspects of local governance, the 47 field officers of this province caused widest information dissemination on Memorandum Circular 2013-070 to provide guidelines for the accreditation of Local Special Bodies (LSBs) in LGUs. Local

sanggunians conducted inventory of Civil Society Organizations, i.e., cooperative, non-governmental organizations, people's organizations, social movement, and professional/industry association, operating in the local governments which was the basis in the issuance of notice of accreditation.

DILG-Bohol field officers successfully called accredited CSOs for proper selection of representatives to sit as members in the Local Special Bodies (LSBs). Component II of the V2V

is the Training Program for LSBs Strengthening. Thus, LSBs in Bohol are provided with necessary technical assistance and equipped with basic and complex knowledge on their duties and functions to make them effective partners in local governance. For CY 2013, local special bodies were reorganized and reconstituted in the month of September as reflected in the table below.

**Table 19. CSO Indicative Major Activities**

LGUs	Inventory of CSOs	Call for Accreditation	Accreditation Proper	Selection of Reps to the LSBs	Reconstitution & Convening of LSBs
Province	1	1	1	1	1
City	1	1	1	1	1
Municipality	47	47	47	47	47

### ***Partnership of Barangays and Faith-based Organizations (UBAS)***

The Ugnayan ng Barangay at Simbahan (UBAS) is a project of the department that encourages barangays to forge partnerships with interfaith organizations. It aims to have a constant and active participation between the church and barangays in the implementation of development projects and delivery of service to the public.

**Table 20. Ugnayan ng Barangay at Simbahan Program Status of Implementation**

TOTAL NO. BARANGAYS IN THE PROVINCE	Total No. of Target Brgys.	Percentage	Total No. of Brgys. Implementing UBAS	Percentage
1,109	111	10%	498	45%

Four hundred Ninety Eight (498) barangays in the Province of Bohol had forged partnership with Inter-faith/Faith Based Organization through membership in the different Barangay-Based Institutions (BBIs), cooperation and coordination in the implementation of programs, projects and activities as reflected below:

## **REGIONAL INITIATIVES**

### ***May 2013 Elections Monitoring Task Force***

The conduct of clean honest, accountable and peaceful elections (CHAMP) was secured in the LGUs of the province of Bohol following advocacies conducted in coordination with the COMELEC, PNP, PPCRV. The advocacies take the form of covenant signing, unity walk among candidates from all parties, candidates' forum and debate among candidates.

Field Officers reported to their respective station two days before the actual election to monitor the situation of the locality, while the DILG Provincial Director issued a Provincial Order creating a task force composed of DILG provincial staff who would be responsible in

ensuring an effective supervision with the conduct of election as well as respond to queries in the field as well as in the provincial level.

### ***2013 Barangay Elections***

With reference to DILG MC 2013-04-F-1413 dated October 4, 2013, the following activities were undertaken by the local government units in connection with the 2013 Barangay Election, to wit: voter's education on the value and importance of the political exercise for the constituents; preparation of communication plan, IEC guide in choosing the right leaders under clean and honest election and making themselves available for radio interviews including queries from candidates.

### ***Technical Assistance on Demand Driven Activities***

Component III of the NEO Program caters to Specialized Courses aimed to build on the specific competency needs identified by the LGUs as defined in their Capacity Development Agenda. Moreover, it also pertains to demand driven trainings conducted in the local government units with the assistance of the DILG Field Officers.



For CY 2013, a total of 276 demand-driven trainings were conducted by all the LGUs of Bohol. These demand driven activities pertains to Administrative Governance, Social Governance, Economic Governance, Environmental Governance and Valuing Fundamentals of Governance.



### ***Central Office Directives***

Dissemination of issuances is by means of furnishing copies to the provincial government through personal delivery while field officers are being furnished of hard copies of important issuances during conferences and soft copies through email and in turn relays information to their respective local chief executives, local officials and leagues.

### ***Scholarship***

All C/MLGOOs of the 47 municipalities and 1 city communicated 17 invitations for scholarship programs to all their LGU assignment. These scholarship grants came from national government agencies (NGAs) and even from other countries.



### ***Provision of Legal Opinions***

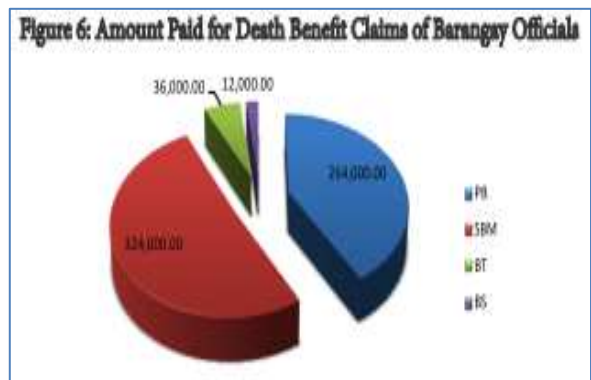
Per record, the provincial office staff rendered a total of sixteen (16) legal opinions relative to local governance to office callers, walk-in clients and written queries. Complicated situations that need a legal mind are indorsed to the DILG VII legal officer for prompt action.

### ***Provision of Fact Finding Investigations***

To respond to referrals from the Office of the Ombudsman (Visayas) and from the DILG Central Office, four (4) on-site fact finding investigations were conducted by a team covered by DILG-Bohol Provincial Order Nos. 2013- 2, 12, 25, and 84. These involve local governance issues and government project implementations in the towns of Dauis, Buenavista, Getafe and Danao, Bohol.

### ***Processing of Death Benefit Claims of Barangay Officials***

In accordance with Section 393 (b) (2) of the Local Government Code and Executive Order No. 115 entitled “Authorizing Payment of Death Benefits to Barangay Officials Who Die During Their Term of Office”, DILG-Bohol processed and submitted 43 death benefit claims to the National Barangay Operations Office (NBOO) through the DILG VII Regional Office for the period covered.



Field officers assisted the concerned beneficiaries for the compliance of the required documents for the processing of the death assistance in order to fast track its release. For the year under review, PhP 636,000.00 of checks issued to beneficiaries for the period January to October, 2013.

### ***Leagues/Agencies/Institutions Assistance***

Coordination with the different leagues in the province is a customary undertaking of this office. Assistance to the local leagues and Local Government

Units is provided especially during the conduct of trainings, seminars; the granting of authority, provision of resource persons and reference materials



### ***Conduct of Barangay Assembly***

Guided by Sec. 397 of RA 7160 and Presidential Proclamations No. 342 and 260, which mandate the conduct of Synchronized Barangay Assembly every year on a semestral basis, all the 1,109 barangays, this province were able to conduct their assemblies within schedule. Through proper coordination and information dissemination, all city and municipal mayors have gained maximum participation of all barangays resulting to 100% compliance throughout the province.



### ***Upscaling Community-Based monitoring System (CBMS)***

For a more improved governance and greater transparency and accountability in resource allocation, the League of Municipal Planning and Development Coordinators-Bohol Chapter in partnership with the Provincial Planning and Development Office (PPDO) and DILG-Bohol initiated the conduct of CBMS Orientation to the 47 Municipal Planning and Development Coordinators (MPDCs) of Bohol on March 22, 2013 at Saya's Restaurant, Tagbilaran City with no less than the regional focal person on CBMS, LGOO V Ammie Marie Genale and provincial focal person, LGOOV Mary Ann L. Aparece-Verga, as resource persons.

The general orientation was an introduction to the conduct of CBMS particularly in data gathering with the use of rapid technology. To realize the CBMS general objective which is to diagnose the extent of poverty and determine the causes of poverty at the local level, the MPDC and PPDO committed to implement the CBMS in Bohol province by supporting three module-based trainings with different set of participants per module. The enumerators who will participate in the data collection will be the participants for the first module; the LGU personnel who will be in-charge with data processing and analysis for the second module; and the MPDCs together with punong barangays and selected civil society representatives for the third module.

### ***Public-Private Partnership***

As part of the advocacy campaign in the countryside, the National Competitiveness Council (NCC), together with DTI 7 and in coordination with DILG-Bohol conducted NCC Road Show billed "Boosting Regional/Local Competitiveness through Public Private Partnership on July 26, 2013 at the Bluewater Resort, Panglao Island, Bohol.



## **OUTCOME 5: STRENGTHENED INTERNAL ORGANIZATIONAL CAPACITY**

### ***Establishment of Public Assistance Center in the Office of the Provincial Director***

The Public Assistance and Complaints Desk (PACD) is located at



the main entrance of the Office of the Provincial Director to promptly attend to clients requesting assistance from any of the staff of the provincial office.

### ***Functional Local Governance Resource Center***

Under the management of the Chief of the Capacity Development Section Josie M. Montes, the Local Governance Resource Center of the Office of the Provincial Director is currently a presentable and conducive place for research and meetings. Reading materials are readily available to field officers and



clients who need additional knowledge on governance. Major add-ons in the LGRC include the “Off-line Data Base on DILG Legal Opinions” which can be accessed by any researcher and the “Legislative Tracking Program” which is already utilized by the Sangguniang Bayan of Jagna and is open to all interested sanggunians.

## **REGIONAL INITIATIVES**

### ***Capacitating the DILG 7 Information and Planning Officers***

DILG-Bohol Information Officer Jessie Mary Buctolan attended a two-day seminar and training workshop on Effective News Writing and Strengthening Media Relations on August 22-23, 2013 at the regional offices of the National Development Authority and Civil Service Commission to enhance the technical know-how in capturing and documenting current events.



Mid-year planning on the DILG VII Revised Operations Plans and Budget was attended by Planning Officer Jocelyn Bandala at the Northwinds Hotel, Cebu City on July 23, 2013. Operations Plans and Budget for Bohol was customized and presented to the Cluster Heads and Field Officers for corresponding adjustments.



### ***The Outstanding Barangay Officials of the Year (TOBOY)***

A total of 51 entries consisting of punong barangays, sangguniang barangay members, barangay secretaries, barangay treasurers and SK Chairpersons were submitted to the Office of the Provincial Director on May 31, 2013.

The Provincial TOBOY Screening and Selection Committee conducted on site validation of 3 finalists per category on June 24 to July 5, 2013 after the table assessment and shortlisting of nominees. The determination of the



provincial winners was made on July 8-12, 2103 and submission to the DILG VII Regional Office on July 15, 2013.

### ***Institutionalization of HRM-related activities/projects***

The Provincial Selection Board conducted meetings on August 29, 2013 as regards the ranking of applicants for the position of LGOO II for submission and consideration by the Regional Selection Board. Performance Evaluation Review Committee (PERC) meetings were also done to check on and approve the Performance Evaluation System (PES) of the DILG-Bohol personnel for the two semesters of the year.

### ***Integrity Development***

Recollection as spiritual preparation for the Holy Week was attended by the personnel of DILG-Bohol on March 26, 2013 at Café Lawis/Acacia, Dauis, Bohol. It was facilitated by Fr. Lito Geangan who employed work-related reflective activities.

Integrity development activities with team building, bonding and camaraderie moments were spent by the personnel of DILG-Bohol at Balicasag Island Resort, Panglao, Bohol on June 13-14, 2013. Outreach program was held on the first day



### ***Planning/Budgeting/Office Operations Enhancement Project***

DILG VII Management Committee Meetings are constantly attended by Provincial Director Ma. Loisella E. Lucino at the DILG VII Regional Office to thresh out issues and concerns at the different sub-regional offices.

The Midyear Evaluation and Planning Conference held at Cebu Northwinds Hotel on July 23, 2013 was attended by PD Lucino, Planning Officer Jocelyn Bandala, Cluster Heads Jose Jeffrey Bernasor and Ma. Reina Quilas and Program Manager Regina Gina G. Bastes. It was during this meeting that some items of the operations, plans and budget (OPB) were scrapped and new applicable programs were added resulting to the realigned OPB.

### ***Field Operations Enhancement Project***

Conferences are regularly conducted twice a month to ensure updated knowledge and information of field officers on matters directed by the office and affecting their respective areas of responsibility. These are usually





held at the DILG Provincial Office so that field officers can readily submit hard copies of reports and attend to fiscal requirements.

### ***Competency Build-Up of Officers and Staff***

#### **SCALOG Training**

LGOO VI Ma. Reina A. Quilas and CDS Chief Josie Montes attended a Coaches Training on the Enhanced Systems on SCALOG and CapDev Agenda Formulation on July 1-3, 2013 at Castle Peak, Cebu City. This was re-echoed to the field officers during a Roll-Out Training on July 16, 2013 at JJs seafoods village, Tagbilaran City.

#### **Induction Training for Local Government Operations Officer**



The twelve (12) DILG-Bohol 47th Batch LGOO trainees were conferred Certificates of Accomplishment at the Local Government Academy, Los Banos, Laguna during the national graduation ceremonies on May 21, 2013

### ***Competency-Based Training for non-LGOO Personnel***

Administrative Assistant II Leonor Salaguste, the disbursing officer of DILG-Bohol attended four-day seminar on Laws and Rules on Government Expenditures on October 19-22, 2013 at the Commission on Audit regional office to update on policies regarding rates of claims and traveling expenses. Administrative Aide Rachel Salomon joined the one day Seminar on Basic Records Management and the National Inventory of Records and Archives. The output of this seminar was the submission of the inventory of records of the DILG provincial office to the national archives.

## **PERFORMANCE BASED AWARD AND INCENTIVES AND HEALTH PROGRAM**

### ***Cluster Teams, Best in Annual Report***

ILG-Bohol awarded D' One Cluster as the best performing cluster and Cluster M & M with the best annual report during a simple ceremony during the Fieldmen's Conference at



Crabhaus Restaurant, Tagbilaran City on December 13, 2013. Special recognition were also presented to field officers who participated in the Lupon and TOBOY Search.

## INTERAGENCY COLLABORATION

DILG Bohol actively engaged in programs and projects spearheaded and implemented by various National Government Agencies (NGAs). Realization of these programs and projects would not be possible without the technical expertise/assistance or supervision of varied NGAs thus, the need for collaboration among these NGAs.

DILG participated in trainings, seminars, and other capability building activities or even meetings for the planning, implementation and monitoring of these programs and projects.

Programs and projects with DILG involvement:

- 4 Ps - Pantawid Familyang Pilipino Program
- Tripartite Industrial Development Council (TIPC)
- Ecosystems Improved for Sustainable Fisheries (ECOFISH) Project, a five-year technical assistance project designed to protect and manage eight Marine Key Biodiversity Areas (MKBAs) in the countryfunded by USAID
- Children's Tourism Program
- Renal Health Project
- Strengthening and Sustaining Local Councils for the Protection of Children with DSWD & Feed the Children (Regional Training of Trainors – Cascading Multi-level Capacity Building
- DReAMS (Developing Resources and Access to Municipal Services) Project for South and Southeast Asian Local Authorities
- CoastalClean Up with DENR
- Explosive Ordnance and Reconnaissance Agent with the Philippine Army



## **INNOVATIONS AND TEAM DYNAMICS**

DILG Bohol have developed team dynamics in getting things done especially on program implementation. The Office has conceptualized several innovations to pave an easier and practical method with regards to the implementation of numerous programs of the department. Indeed, the innovations were found to be of good and positive effect. Among the innovations are on:



- LGPMS IMPLEMENTATION
  - For LGPMS Communication
  - For LGPMS Utilization
- SDP IMPLEMENTATION
- MDG IMPLEMENTATION
- CREATION OF POOL OF COACHES FOR THE ELA/CAPDEV FORMULATION
- LPRAP WORKSHOP UNIFORM FLOW
- CUSTOMIZED LEGISLATIVE TRACKING
- CLUSTER PLANNING WORKSHOP
- CLUSTER SHARING OF UPDATES
- UNANNOUNCED SUPERVISORY VISIT
- CUSTOMER COMPLAINTS DESK
- KAPIHAN SA PIA
- FACEBOOK ACCOUNT
- RECOLLECTION
- RESOURCEFULNESS OF DILG-OPD DURING THE AFTERMATH OF YOLANDA



**Sector : DEVELOPMENT ADMINISTRATION**

**Sub-sector : Public Finance**

**Office/Agency: PROVINCIAL BUDGET MANAGEMENT OFFICE (PBMO)**

## **HIGHLIGHTS OF ACCOMPLISHMENTS IN CY 2013**

### **Budgeting and Financial Management Services**

- Finalized and submitted to the Department of Budget & Management Regional Office the CY 2013 Annual Budget and obtained approval.
- Assisted the Governor on the preparation of 3 Supplemental Budgets for CY 2013 and obtained its approval.
- Issued 62 Advice of Allotments to all serviced Department/Satellite Offices/Hospitals
- Prepared 35 Realignment/Augmentation and 369 Reversion of Funds for all offices of the Provincial Government of Bohol
- Enhanced Public Financial Management practices, thru the conduct of 2-day seminar/ workshop on PFMAT as a tool for Good Governance with emphasis on Transparency Accountability and Value for Money principles and was able to convene 184 participants from PGBh offices and participating CSO's.



**June 6 – 7, 2013  
JJ's Seafoods Village**





### PGBh Annual Budget Preparation CY 2014

- Prepared a Budget Call dated July 10, 2013 which was duly approved by the Local Chief Executive and disseminated to all PGBh offices and hospitals which signals the start of the budget preparation phase basing on the approved Annual Investment Plan (AIP);
- Reviewed and consolidated all the CY 2014 62 budget proposals from all the PGBh offices, hospitals and government funded CSOs for submission to the LFC to be presented in the Executive Budget Hearings.



Conducted Executive Budget Hearings and evaluated offices' & hospitals' budget proposals for CY 2014 with the Local Finance Committee, from September 16 to October 1, 2013 at the Governor's Mansion.



Participated in the Legislative Panlalawigan Members on December 10 & 19, 2013 with a proposed Annual Budget of the PGBh for Budget Year 2014 in the total amount of P1,515,262,712.00 covering the various expenditures for the operation of the Provincial government for Fiscal Year 2014 and appropriating the necessary funds for the purpose.



- Received 28,245 Obligation Requests for various claims, payrolls, vouchers



- Earmarked 8,637 PRs/Job Orders, Job Requests, etc. and entered into the e-Budget system for obligation



- Reported to the Governor, Sangguniang Panlalawigan, LFC and other officials the updates of the CY 2013 Budgetary Operation
- Prepared and submitted to the Governor, Sangguniang Panlalawigan, LFC & COA the following reports:

- 8 Monthly Report of Appropriations, Balances & Expenditures





- 8 Monthly Report on the Financial Status of the Provincial Government's Budgetary Operation inclusion of SEF & Trust Funds
- 12 LDRRM fund utilization reports
  - Full implementation of the e-NGAS Budget System
  - Linkage of e-budget system to five (5) PGBh offices
  - PBO, PACCO, PTO, GO, BICTU



**100% Support to EMS Programs implementation**



- Assisted the Sangguniang Panlalawigan in the review of Annual & Supplemental Budgets for CY 2013 of 47 municipalities and the City of Tagbilaran
- 59 Annual Budgets & 148 Supplemental Budgets reviewed
- Technical Assistance/ Budgetary opinions rendered;
  - 30 SB Ordinance not subject to budgeting indorsed back to SP
  - Answered 26 written queries and 739 verbal queries on budgetary issues and concerns
  - Prepared one (1) Consolidated Report of Income and Expenditures of City & Municipalities for Submission to the DBM Regional Office
  - Prepared and submitted 4 M & E Reports for consolidation to the PPDO



#### **PROGRAM/ACTIVITIES/PROJECTS :**

##### **Breakthrough on Administrative Activities Management**

- Oversee in the implementation of the Medicare Para sa Masa Program of the Province of Bohol as its counter parting agency on the insurance premium of the barangay officials throughout the Province of Bohol elected and appointed.



- Lead/Focal Agency in the implementation of the Special Universal Coverage Program on PHILHEALTH sponsored by the Provincial Government of Bohol
  - Barangay Officials elected and appointed from the 47 LGU's and 1 component city throughout the Province of Bohol are the recipients of Philhealth Insurance Premium paid in full by the PGBh being a sponsoring agency



- Facilitated 1,188 enrollment of additional 33,893 renewal of membership of beneficiaries of "Medicare Para sa Masa " Program of the PGBh"

### 100% Participation to HEAT- IT BOHOL CARAVAN



Sector : DEVELOPMENT ADMINISTRATION

Sub-sector : Public Finance

Office/Agency: PROVINCIAL ACCOUNTANT'S OFFICE (PACCO)

# **HIGHLIGHTS OF ACCOMPLISHMENTS IN CY 2013**

## *Office Mandate:*

Take charge of both **ACCOUNTING** and **AUDIT OF DISBURSEMENTS SERVICES** of the Provincial Government of Bohol.

## **ACTUAL OUTPUTS/ACCOMPLISHMENTS:**

Total Number of JEVs Prepared and Generated			
	Jan to Jun 2013	Jul to Dec 2013	TOTAL
GENERAL FUND	19,855	19,395	39,250
SPECIAL EDUC. Fund	671	949	1,620
TRUST	1,212	848	2,060
Total Number of Financial Statements/ Reports Prepared and Submitted			
	Jan to Jun 2013	Jul to Dec 2013	TOTAL
BANK RECONCILIATION STATEMENTS	96	91	187
FUND UTILIZATION REPORTS	102	102	204
FINANCIAL REPORTS	110	91	201
Total Number of Claims Received/Audited and Released			
	Jan to Jun 2013	Jul to Dec 2013	TOTAL
CLAIMS RECEIVED	18,244	13,960	34,264
AVERAGE NO. OF CLAIMS RECEIVED PER DAY	~	~	130
CLAIMS RELEASED	17,700	14,176	31,876
AVERAGE NO. OF CLAIMS RELEASED PER DAY	~	~	120
Total Number of Certifications and Remittances Prepared/ Submitted			
	Jan to Jun 2013	Jul to Dec 2013	TOTAL
GSIS Loans Remittance	6	6	12
GSIS Premiums Remittance	19	17	36
GSIS Certifications	69	54	159
HDMF Premiums Remittance	28	34	62
HDMF Certifications	42	35	77
BIR Remittances	7	6	13
BIR Forms 2316	n/a	1,439	1,439

**OTHER MAJOR ACCOMPLISHMENTS (2013):**

- I. Spearheaded and conducted the Cascading Activity of the Enhanced Audit Steps to all Offices and Hospitals on June 24-25, 2013** – as a culmination of the four-phase training on “Enhancing Internal Audit Transactions for Improved Financial Systems” under the Provincial Review and Enhancement of Expenditure Management (**PREEM**) Project jointly funded and assisted by the Provincial Roads Management Facility (PRMF) and the Provincial Government of Bohol, attended by Administrative Officers, Supply Officers, Payroll-makers, Liaison Officers and other concerned personnel involved in the preparation of different types of claims. On the same occasion, PAccO commended five (5) departments as “Most PAAS Compliant”. These represent departments who have fully complied the pre-screening of claims before its final submission to PAccO for auditing/processing. Five offices were identified and given plaques, namely::

- Provincial Assessor’s Office
- Provincial Treasurer’s Office
- Provincial Budget Office
- Office of the Provincial Social Welfare and Development
- Pitogo Municipal Hospital

Full implementation of the Enhanced Audit Steps finally took effect on August 2013.

**II. SUPPORTED AND PARTICIPATED VARIOUS TRAININGS AND RELATED ACTIVITIES:**

- PRMF Trainings and Activities - to strengthen Public Finance Management reinforcing management strategies in establishing targets for revenue generation.
- PGBh Trainings and activities - to enhance or develop capacities of employees and officials of the Provincial Government of Bohol as well as improve public service delivery.

**III. ONGOING IMPLEMENTATION OF ELECTRONIC SYSTEMS AT PACCO:**

- ❖ **e-NGAS – Electronic New Government Accounting System** - software provided by the Commission on Audit (COA) for the preparation and generation of Journal Entry Vouchers (JEVs) as well as updating the submission of Financial Reports to COA. System Enhancements include the following:

- Archiving of systems’ database to enhance efficiency resulting to more effective user-system environment yielding to considerable productivity increase.
- Network infrastructure upgrade to address the demand of increasing network traffic caused by underway computerization efforts like additional modules of FiTTSys.
- Workstation upgrade as part of maintenance operation and preventive maintenance procedure.
- Server upgrade as preventive maintenance process to address the wear and tear of robust server operation.

- ❖ **FiTTSys – Financial Transaction Tracking System** – has been recently upgraded and expanded to **FiTTSys Version 3** with additional features on indexing of



claims and remittance sub-system with additional modules to include the following:

- **Computerized Cash Advance Control** - statements of outstanding balances have been regularly furnished to all concerned personnel/offices. Deductions of refundables from claims of employees have been strictly implemented
- **Remittance Information Tracking System** - implementation of the improved/enhanced **Remittance Information Tracking System** with import and export features to facilitate the recording and tracking of GSIS, HDMF and BIR remittances.
- **Document Tracking System** – provides a new system to locate and track office documents.
- **Network Infrastructure upgrade** to address the demand of increasing network traffic caused by underway computerization efforts like additional modules of FiTTSys.
- **Workstation upgrade** as part of maintenance operation and preventive maintenance procedure.
- **Server upgrade** as preventive maintenance process to address the wear and tear of the robust server operation.

**IV. CONDUCT OF MID-YEAR ASSESSMENT AND STRATEGIC PLANNING ON JULY 31 to AUGUST 1, 2013 highlighted with the following inputs and activities:**

- ❖ Cascading of Bohol's Updated Development Framework and Priority Infrastructure Projects for 2013-2016 – “HEAT IT Bohol – HELPS LIFE” (by Atty. John Titus Vistal)
  - Inputs on Public Finance Management (by Atty. John Titus Vistal)
  - Presentation of Accomplishments by Division (by PAccO Division Heads)
- ❖ PACCO'S Assessment and Strategic Planning Workshop
  - Presentation of Accomplishments by Division (by PAccO Division Heads)
  - Presentation of Strategic Plans (2014-2016) aligned with Bohol's Updated Development Framework (by PAccO Division Heads) -
- ❖ Team Building and Fellowship
  - 19<sup>th</sup> year Foundation Anniversary Celebration
  - Selection and coronation of the 2013 PAccO King Oliver and Queen Annabel with Provincial Administrator Alfonso R. Damalerio II as Honored Guest.

**V. NOMINATION OF 12 DESERVING EMPLOYEES to the Gov. Edgar M. Chatto Model Employee Award for the Months of January to December 2013, namely:**

- Virginia Cresencio - January 2013
- Gilbert Arocha - February 2013
- Susan Datahan - March 2013
- Jeline Butalid - April 2013
- Dionisia Mares - May 2013
- Leila Cabarubias - June 2013

- Sotera Dolanas - July 2013
- Ceferina Panto - August 2013
- Dennis Bautista - September 2013

**VI. ANNUAL REWARDS AND RECOGNITION EVERY DECEMBER** – Plaques and Cash Tokens were given to all awardees last December 20, 2013, namely:

- Dennis Bautista - Outstanding PACCO Employee of the Year
- Marcela Ramos - Outstanding Casual Employee of the Year
- Judith Gamayao - Most Punctual Employee
- Imelda Lapez - Most Customer-Friendly Employee

**VII. DEPARTMENT and EQUIPMENT IMPROVEMENT PROGRAM:**

- ❖ Purchase of 3 units 5-tons aircon for the entire Provincial Accountant's Office
- ❖ Purchase of new computer units, printers and other IT equipments for e-NGAS and FiTTSys enhancements and expansion.
- ❖ Purchase of Hardwares for e-NGAS Server upgrading

**Sector : DEVELOPMENT ADMINISTRATION**

**Sub-sector : Public Finance**

**Office/Agency: PROVINCIAL TREASURER'S OFFICE (PTO)**

---

## **I. HIGHLIGHTS OF ACCOMPLISHMENTS IN CY 2013**

### **LOCAL REVENUE GENERATION:**

- None Tax information and education campaign conducted in the year 2013 due to the National and Local election conducted
- Notice of delinquency on real property tax published only in Ubay – 646
- Warrant of levy issued:

<u>Municipalities</u>	<u>No. of copies of levys</u>
Alburquerque	147
Bilar	176
San Miguel	143
Talibon	211
Ubay	66
<b>Total</b>	<b>743</b>

- Conducted transfer of office of the following municipalities:

1. Danao
2. Ballilihan
3. Balilihan
4. Cortes
5. Pres. Carlos P. Garcia
6. Sagbayan

- Notice of sale for delinquent Real Property published:

<u>Municipalities</u>	<u>No. of Notice Sale</u>
Alburquerque	97
Bilar	137
San Miguel	81
Talibon	142
Ubay	54
Smart & Globe	41
<b>Total</b>	<b>552</b>

- Auction sale conducted to the following municipalities:

<u>Municipality</u>	<u>No. of Property Auctioned</u>
Antequera	153
Bilar	86
Buena Vista	326
San Miguel	45
Talibon	84
Ubay	44
Smart and Globe	6
<b>Total</b>	<b>740</b>

- Total amount collected on Real Property Tax-Basic from January to December 2013.

	<b>Current Year</b>	<b>Prior Years</b>	<b>Penalties</b>	<b>TOTAL</b>
January	603,264.24	446,647.05	272,223.00	1,322,134.29
February	5,522,536.68	624,933.41	329,754.99	6,477,225.08
March	4,174,100.57	930,454.41	454,172.25	5,558,727.23
April	3,068,243.43	828,657.94	366,070.24	4,262,971.61
May	1,066,239.39	724,303.89	378,285.73	2,168,829.01
June	911,978.68	814,984.56	446,018.04	2,172,981.28
July	422,822.61	432,661.31	244,601.98	1,099,975.90
August	332,746.02	356,370.29	237,578.68	926,694.99
September	576,092.91	481,389.83	374,791.66	1,432,274.40
October	599,495.28	486,002.57	286,862.98	1,372,360.83
November	254,307.76	388,052.98	233,009.26	875,370.00
December	318,400.82	425,212.34	268,434.81	1,012,047.97
<b>TOTAL</b>	<b>17,850,228.39</b>	<b>6,939,560.58</b>	<b>3,891,803.62</b>	<b>26,681,592.59</b>

- Total amount collected on Real Property Tax-SEF from January to December 2013.

	<b>Current Year</b>	<b>Prior Years</b>	<b>Penalties</b>	<b>TOTAL</b>
January	865,258.65	640,377.73	389,763.85	1,895,400.23
February	7,774,552.83	887,220.98	465,884.90	9,127,658.71
March	5,962,829.28	1,334,840.37	644,674.56	7,942,344.21
April	4,382,635.04	1,185,468.69	521,074.91	6,089,178.64
May	1,488,142.88	1,007,988.60	523,206.38	3,019,337.86
June	1,335,819.94	1,162,816.56	625,066.31	3,123,702.81
July	568,212.57	589,715.18	333,265.77	1,491,193.52
August	512,467.79	565,904.75	380,297.45	1,458,669.99
September	816,835.16	638,251.48	507,315.74	1,962,402.38
October	860,393.70	736,120.50	429,203.67	2,025,717.87
November	352,577.64	542,625.91	327,501.89	1,222,705.44
December	468,712.48	625,351.26	392,174.05	1,486,237.79
<b>TOTAL</b>	<b>25,388,437.96</b>	<b>9,916,682.01</b>	<b>5,539,429.48</b>	<b>40,844,549.45</b>

- Conduct Revenue Audit to the following municipalities

1. Dauis
2. Sierra Bullones
3. Cong. Teodoro B. Galagar Dist. Hosp.

**CHECK & VERIFY CASHIER'S REPORT OF DAILY COLLECTIONS & DEPOSIT OF THE FOLLOWING DEVOLVED HOSPITAL**

1. Candijay Community Hospital
2. Catigbian District Hospital
3. Clarin Community Hospital
4. Cong. Natalio P. Castillo Sr. Memorial Hospital
5. Cong. Simeon G. Toribio Memorial Hospital
6. Francisco Dagohoy Municipal Hospital
7. Garcia Memorial Provincial Hospital
8. Maribojoc Community Hospital
9. Pres. Carlos P. Garcia Memorial Hospital
10. Cong. Teodoro B. Galagar District Hospital

**COMPLETED PROJECTS/PROGRAMS AND ACTIVITIES**

- Implementation of 33% or 15 municipalities fully implemented the ETRACS
- Innovation of ETRACS implemented in the remaining municipalities
- Roll out to the remaining municipalities Computerization Program on Revenue Assessment and Collection thru Enhance Tax Revenue Assessment and Collection System (e-TRACS) to increase locally generated revenues.
- Intensify Tax campaign/ strategy to improve collection efficiency on locally generated revenues
- Conducted Year End Evaluation for 2013 and Planning for 2014
- Salaries and wages for contractual, plantilla-casual and job-order casual employees collected thru PITAKard at the First Consolidated Bank (FCB)
- Innovation of processes of all financial claims for SRE purposes
- Completion in the replacement of flooring from wood tiles to ceramic tiles in the Office of the Provincial Treasurer and for conference room.
- Completion of the Collection Division using the main door as entrance and reconstruction of the existing stairs



## **II. PLANS, PROGRAMS AND ACTIVITIES FOR 2014**

- Conduct tax campaign specially on low performing municipalities and giving of awards (Plaque of Appreciation) to first ten performing municipalities
- Conduct in the collection of tax on Delivery Trucks/Vans in the different barangays in the province to maximize the collection efficiency of this revenue account
- Conduct checking and inspection of cockpit operations and other amusement places in the municipalities during Saturdays, Sundays and regular days
- Roll out to the remaining municipalities Computerization Program on Revenue Assessment and Collection thru Enhance Tax Revenue Assessment and Collection System (e-TRACS) to increase locally generated revenues.
- Full implementation of ETRACS be completed by year 2015
- Monitor payment of entrance fee at CPG Sports complex and other fees that has been implemented
- Construction of Booth for safety of Collectors assigned in the CPG Sports Complex
- Replacement of wooden doors to glass swing door at the PTO main entrance
- Conduct of Yearly Team Building
- Conduct of Mid-Year Evaluation and Planning Seminar Workshop to assess the performance of each employee
- Purchase of counting machine for priority number at the collection division
- Purchase of Surveillance Camera for office safety and for employees monitoring

Sector : DEVELOPMENT ADMINISTRATION

Sub-sector : Public Finance

Office/Agency: PROVINCIAL ASSESSOR'S OFFICE (PASSO)

## HIGHLIGHTS OF ACCOMPLISHMENTS IN CY 2013

### 1. Issued Certifications and Tax Declarations

In 2013, this office have raised more revenues from secretary's from the Issuances of 14,439 certifications and 9,832 tax declarations for newly discovered, subdivided, consolidated real properties and transfers of declared owners.

### 2. Conducted monitoring on public land titling applications thru PLIO

In close coordination with the DENR, this office ensures the proper implementation of the Provincial Land Titling Program. Regular monthly meeting with the Municipal Assessors and DENR officials was acted to provide updated information on its progress and to resolve issues and concerns.

As of December 31, 2013, the 20 Municipal Land Information Units (MLIUs) have submitted 1,894 Free Patent Applications for systematic adjudication for approval at the PENRO.

In addition, PASSO with the assistance of DENR personnel have initiated training encoders of 10 MLIUs on basic GIS using manifold program for Consolidated Cadastral Map preparation

### 3. Assisted in the ETRACS implementation

The migration of Real Property Tax Information System (RPTIS) data to ETRACs in 12 Municipal LGUs were completed by PassO. All ETRACs encoders and users were then trained on ETRACS assessment module.

### 4. RPHIS and eRPTIS Update

The imagings of old records and data storage activity of the Real Property History Information System (RPHIS) were completed in 4 municipalities, namely: Panglao, Baclayon, Alburquerque and Corella. However, partial accomplishments were done in the following LGUs namely: Dauis (4 out of 12 barangays) and Loboc (4 out of barangays). Factor contributing the snail paced process is the non-continuous service of OJTs from IT schools.

PassO also accommodated additional 25 on-the-job students from various IT schools of Bohol.

Re-designing of the eRPTIS/PassO Information System was also afforded on the following manner:

- All PassO systems in 1 web interface
  - Real Property History Information System (RPHIS)
  - Enhanced Real Property Tax Information System (eRPTIS)
  - Property Holdings Information System (PHIS)
  - Administrative Division Information System (ADIS)
    - Appearance
    - Budget
    - Petty Cash
  - Records Archival Management System (RAMS)
  - Field Sheet Tracking System (FSTS)
- More user-friendly User Interface (UI)
- Enhanced security features
- Enhanced the property holdings module to accommodate property owners with up to 100 declared properties
- Real-time recording and posting of approved transactions to the system

**5. Cancelled/Revised Tax Decs of buildings totally/partially damaged**

PassO also acted on massive requests of cancellation/revision of 366 tax declarations for buildings which were totally/partially damaged by the 7.2 magnitude earthquake in pursuant to Section 221, Title II of RA 7160.

Thus, the real property assessments for buildings are expected to fall in the first quarterly assessment report of 2014.

**6. Conducted Repairs on the Records Store Rooms**

This office also conducted repairs on the records storerooms which were badly damaged by the 7.2 magnitude earthquake on October 15, 2013. Twisted/broken iron bars and destroyed file boxes were then replaced and re-filed at the recuperated racks.

**Sector** : **DEVELOPMENT ADMINISTRATION**

**Sub-sector** : **Public Finance**

**Office/Agency:** **PROVINCIAL INTERNAL AUDIT OFFICE (PIAO)**

---

## **HIGHLIGHTS OF ACCOMPLISHMENTS IN CY 2013**

### **Audits Conducted:**

- Chocolate Hills Complex Audit on its Revenue Streams and its presentation to the Municipality of Carmen and the SAngguniang Panlalawigan of Bohol
- Baseline Assessment of Internal Control System for PEO, PMPO, BAC, PTO, PAccO, and PBMO
- Risk Assessment for PEO, PMPO, BAC, PTO, PAccO and PBMO
- PAccO Audit of Disbursement Assessment
- COA-AOM Compliance Monitoring and Advisory Services
- PRMF-UIF Compliance Monitoring and Validation

### **Intervening Activities:**

- Monitoring of Compliance of DILG Full Disclosure Policy Mechanisms in Coordination with BICTU
- Sourcing plantilla items for PIAO staffing positions for 2014
- Successful Budget Hearing
- Strategic Planning and Assessment for 2014
- Costing of Donations in kind for earthquake recovery and rehabilitation

**Sector : DEVELOPMENT ADMINISTRATION**

**Sub-sector : Public Finance**

**Office/Agency: PROVINCIAL GENERAL SERVICES OFFICE (PGSO)**

## **HIGHLIGHTS OF ACCOMPLISHMENTS IN CY 2013**

### **I. Improvement of Government Buildings (Funded under the 20% Dev't Fund)**

<i><b>Name of Project</b></i>	<i><b>Project Cost</b></i>	<i><b>Status of Implementation</b></i>
1. Replacement of Portion of Eave Ceiling, Gutter and Fascia at the Capitol Building	P 125,000.00	completed
2. Improvement of Plaza Rizal	P 76,500.00	completed
3. Improvement of PGSO New Motor Pool Storage	P 190,000.00	completed
4. Completion of Building Shop and Service Center	P 255,112.00	completed
5. Construction CPG Sports Complex Swimming Pool Bleacher Shade	P 314,500.00	completed
6. Construction of 11 units Billboards at the CPG Sports Complex	P 374,000.00	completed
7. Purchase of Electrical Materials for CPG Park	P 42,025.00	completed
8. Purchase of Electrical Materials for the OPA Ground	P 47,538.50	completed
9. Construction of Power House and Improvement of Power Supply Service Drop at the Governor's Mansion	P 585,000.00	On-going project
10. Improvement of Perimeter Fence of Plaza Rizal	P 695,000.00	For procurement
11. Purchase of Materials for the Electrical Supply Connection and Fixtures for the CPG Complex Swimming Pool	P 70,000.00	Procurement papers on-process
12. Construction of Ticket Booth at the CPG Sports Complex	P 83,500.00	Procurement papers on-process



## II. Improvement of Government Buildings (Funded under the General Fund)

<i><b>Name of Project</b></i>	<i><b>Project Cost</b></i>	<i><b>Status of Implementation</b></i>
1. Improvement of Provincial Capitol Ground Lobby	P 260,000.00	completed
2. Fabrication of Low Wall Partition and Office Cubicle at the Administrative Section of the Governor's Office	P 106,000.00	completed
3. Replacement/ Installation of G.I. Gutter and Fascia Cover of the Main Capitol Canopy Near PTO	P 44,000.00	Completed

## III. Hospital Upgrading/Modernization Program of the PGBh

<i><b>Name of Project</b></i>	<i><b>Project Cost</b></i>	<i><b>Status of Implementation</b></i>
1. Construction of Deep Well at Pres. Carlos P. Garcia Municipal Hospital	P 524,084.00	Completed
2. Improvement of Garcia Memorial Provincial Hospital	P 2,303,000.00	completed
3. Improvement of Cong. Natalio P. Castillo Memorial Hospital, Loon, Bohol	P 7,600,000.00	82.73% completed; damaged by earthquake
4. Improvement of Francisco Dagohoy Memorial Hospital, Inabanga, Bohol	P 3,500,000.00	56% completed; damaged by earthquake
5. Improvement of Candijay Community Hospital, Candijay, Bohol	P 4,600,000.00	55% completed
6.		
7. Improvement of Catigbian District Hospital, Catigbian, Bohol	P 15,180,000.00	55.13% completed
8. Completion of Clarin Community Hospital Improvement Works (Main Building)	P 4,140,000.00	Recommended by PGSO to cancel the project due to development after the earthquake

## IV. Health Facilities Enhancement Program of the Department of Health

<i><b>Name of Project</b></i>	<i><b>Project Cost</b></i>	<i><b>Status of Implementation</b></i>
1. Upgrading of Clarin Community Hospital	P 5,000,000.00	57% completed; damaged by earthquake

<b><i>Name of Project</i></b>	<b><i>Project Cost</i></b>	<b><i>Status of Implementation</i></b>
2. Improvement of Candijay Community Hospital	P 5,000,000.00	15% completed
3. Renovation/Improvement of Catigbian District Hospital	P 5,000,000.00	100% completed
4. Upgrading of Cong. Natalio P. Castillo Sr. Memorial Hospital, Loon, Bohol	P 5,000,000.00	94% completed
5. Upgrading of Maribojoc Community Hospital	P 5,000,000.00	90% completed, damaged by earthquake
6. Upgrading of Garcia Memorial Provincial Hospital, Talibon, Bohol	P 8,000,000.00	57% completed; pending awaiting for the approval of change order
7. Upgrading of Cong. Simeon G. Toribio Memorial Hospital, Carmen, Bohol	P 5,000,000.00	90% completed

**V. Other Projects:**

<b><i>Name of Project</i></b>	<b><i>Project Cost</i></b>	<b><i>Status of Implementation</i></b>
1. Construction of Deep Well at Camp Rajah Sikatuna	P 1,000,000.00	completed
2. Rehabilitation of the Office of the Provincial Social Welfare and Development	P 3,000,000.00	50% completed
3. Completion in the Improvement of Perimeter Fence of Bohol District Jail	P 1,000,000.00	reported complete, subject for final evaluation
4. Repainting of Exterior Wall of Capitol Building along J.S. Torralba and Marapao Street	P 200,000.00	completed
5. Improvement of Computer Room at the Bohol Provincial Library	P 800,000.00	completed
6. Improvement of Landscaping at Plaza Rizal	P 103,169.00	Completed
7. Improvement of Provincial Capitol Ground Lobby	P 260,000.00	Completed
8. Installation of Glass Window with Aluminum Frames at the Capitol Ground Floor	P 11,628.25	Completed
9. Construction of Material Recovery Facility at PEO Compound	P 270,000.00	Awarded to Macon Arch Builders; Contract documents on process
10. Supply and Installation of Cubicle Partition at the Provincial General Services Office	P 71,024.80	completed
11. Expansion of PHO Warehouse for Medical Supply Room	P 500,000.00	Awarded to S&CU; Contract documents on process
12. Construction of Firing Range (Phase I) at Camp Esteban Bernido	P 470,000.00	completed

**VI. Preparation of Plans and Program of Works of Proposed Projects:**

<i><b>Name of Project</b></i>	<i><b>Project Cost</b></i>	<i><b>Status of Implementation</b></i>
1. Supply and Installation of Air-conditioning Units at CEMONC Facility of Cong. Teodoro B. Galagar District Hospital, Jagna, Bohol	P 345,460.00	Procurement papers on-process
2. Concreting of the Parking Area at the Governor's Mansion	P 550,000.00	Procurement papers on-process
3. Repair /Improvement of Comfort Room at the Office of Hon. Cesar Tomas M. Lopez	P 32,000.00	Procurement papers on-process
4. Improvement of Water Pipe Connection from Capitol Tank to BEPO	P 16,243.00	Procurement papers on-process
5. Purchase of Materials for the Electrical Power Supply of the Hospital X-Ray Machine at Francisco Dagohoy Municipal Hospital, Inabanga, Bohol	P 16,124.00	For procurement
6. Purchase of Materials for the Repair/ Improvement of Comfort Room at COA Office	P 38,060.61	For funding
7. Construction of Fire Exit Ladder at BCIC Women's Dorm	P 115,000.00	Procurement papers on-process
8. Partial Improvement of Provincial Motor Pool Office Main Entrance Door, Canopy and Electrical System	P 395,000.00	For funding
9. Improvement of Water Fountain Lightings and Installation of Pipe-in for Sound System at Plaza Rizal	P 591,760.00	For funding
10. Installation of Electrical Supply Connection and Lightings at the CPG Sports Complex Swimming Pool	P 70,000.00	For funding
11. Painting Works of Governor's Sub-Office at Pob. Ubay, Bohol	P 90,000.00	For procurement
12. Renovation/Improvement of CCAD Office	P 500,000.00	For funding
13. Termite Treatment of Women's Health Building at the Provincial Capitol Annex Compound	P 29,560.00	For funding
14. Termite Treatment of Budget Office	P 16,500.00	For funding
15. Improvement of Drainage System at the Hall of Justice Building	P 70,000.00	For funding
16. Supply and Installation of Airconditioning Units for the	P 172,175.00	Procurement papers on-

<i><b>Name of Project</b></i>	<i><b>Project Cost</b></i>	<i><b>Status of Implementation</b></i>
CEMONC Facility at Francisco Dagohoy Municipal Hospital, Inabanga, Bohol		process
17. Supply and Installation of Airconditioning Units for the CEMONC Facility at Teodoro B. Galagar District Hospital, Jagna, Bohol	P 691,285.00	Procurement papers on-process
18. Construction/ Improvement of Camp Gov. Esteban Bernido Facilities	P 945,000.00	For funding
19. Supply and Installation of Aircondition Units for the CEMONC Facility of Catigbian District Hospital	P 185,224.00	For funding
20. Construction of Archive Building	P 10,000,000.00	Planning Stage

#### **VII. Other Activities:**

1. Assist in the Heat Caravans (3) and Medical/Outreach Missions (3)
2. Conducted Physical Inventory of Provincial Government Offices and Hospitals
4. Conduct inspections of deliveries and project accomplishments
3. Maintenance of Government Properties and Facilities

#### **VIII. Earthquake Response Activities:**

1. Put up Tents at the CPG Sports Complex in the afternoon of October 15, 2013 for use as temporary evacuation site and the preparation of the Bohol Cultural Center as the relief center;
2. Conduct emergency office staff meeting to organize and field personnel in various assignments;
3. Conduct clearing works in various offices and buildings from debris and falling hazards;
4. Conduct quick response inspection and assessment of the following government buildings and offices within the City of Tagbilaran on October 17, 2013 with the EQRT Team composed of Engineers from the Association of Structural Engineers of the Philippines (ASEP) and the Philippine Institute of Civil Engineers (PICE), National Chapter:
  - a. Provincial Capitol Complex Building, J.S Torralba and Marapao Streets, Tagbilaran City
  - b. Old Capitol Building, C.P.G. Avenue, Tagbilaran City
  - c. Provincial Capitol Annex Building, Dao District, Tagbilaran City
  - d. Provincial Health Office Building, Dao District, Tagbilaran City

- e. Bohol Crisis Intervention Center , Circumferential Road, Tagbilaran City
  - f. Civil Service Commission-Bohol Filed Office, Circumferential Road, Tagbilaran City
  - g. DSWD - Bohol Filed Office, Circumferential Road, Tagbilaran City
5. Conduct of quick response inspection and assessment the following Provincial Government Hospitals on October 16, 18 and 19, 2013 and with the Team composed of Engineers from the Association of Structural Engineers of the Philippines (ASEP) on October 26, 2013.
- a. Maribojoc Community Hospital, Maribojoc, Bohol
  - b. Cong. Natalio Castillo Memorial Hospital, Loon, Bohol
  - c. Catigbian District Hopital, Catigbian, Bohol
  - d. Clarin Community Hospital, Clarin, Bohol
  - e. Dagohoy Community Hospital, Inabanga, Bohol
  - f. Garcia Memorial Provincial Hospital, Talibon, Bohol
6. Conduct of quick response inspection and assessment of Government Buildings with the Team of Engineers from the University of the Philippines.
7. Assign personnel/ transport vehicles in the packing and distribution of relief goods;
8. Do repairs of damages caused by earthquake in various offices at the Capitol;
9. Assist in the relocation of other offices;
10. Work with PEO, PPDO and the DOH to provide technical assistance needed in the assessment and planning to retrofit or build new hospital facilities in the Province of Bohol.
11. Do planning and coordination activities for the repair/ rehabilitation of Provincial Government Facilities.
12. Prepare Plans, Program of Work and undertake the construction of the temporary office of the Governor at the Governor's Mansion Tennis Court;
13. Facilitate the Rehabilitation of the OPD/Emergency Building of Cong. Natalio Castillo Memorial Hospital in Loon, Bohol for use as temporary hospital Facility (service ward, laboratory, pharmacy, OPD, emergency, doctor's quarter, nurses' quarter) and construct other facilities of the hospital
14. Repair of the Administrative Building of Maribojoc Community Hospital for use as temporary hospital ward



## II. Plans and Programs for CY 2014

### I. Transfer of Provincial Government Offices:

<i><b>Name of Office</b></i>	<i><b>Location</b></i>	<i><b>Target Schedule of Transfer</b></i>
1. Provincial Treasurer's Office (PTO)	-Admin, Collection and Disbursement Sections will share office with PGSO -Field Operation Section to the CCAD Office	February, 2014
2. Center for Culture and the Arts Development (CCAD)	From the Capitol Compound to the old DepEd Office at the CPG Sports Complex Main Grand Stand	February, 2014
3. Mediation Office	From the Governor's Mansion to the old DepEd Office at the CPG Sports Complex Main Grand Stand	February 24, 2014
4. Provincial Legal Office	From the Capitol bldg. to the Governor's Mansion	March, 2014
5. Provincial Assessor's Office (PASSO)	To the newly constructed temporary office at the Capitol Compound while other employees will share office with the Provincial Library	March, 2014
6. Provincial Internal Audit Office (PIAO)	To the BAC Office at the Capitol Complex Building	March, 2014
7. BAC Office	To the old PLDT Office Bldg.	March, 2014
8. Cooperative Development Authority (CDA) Office	From the Capitol Compound to the old DepEd Office at the CPG Sports Complex Main Grand Stand	March, 2014
9. Youth and Sports Development Office	From the old PLDT bldg. to the old DepEd Office at the CPG Sports Complex Main Grand Stand	March, 2014

**II. Completion of CY 2013 Funded Projects:**

<i><b>Name of Project</b></i>	<i><b>Project Cost</b></i>	<i><b>Target Period of Implementation</b></i>
1. Replacement of Portion of Eave Ceiling, Gutter and Fascia at the Capitol Building along Marapao and J.S. Torralba Street	P 1,200,000.00	February- April, 2014
2. Construction of Power House and Improvement of Power Supply Service Drop at the Governor's Mansion	P 585,000.00	January – March, 2014
3. Improvement of Perimeter Fence of Plaza Rizal	P 695,000.00	March – June, 2014
4. Purchase of Materials for the Electrical Supply Connection and Fixtures for the CPG Complex Swimming Pool	P 70,000.00	March – April, 2014
5. Construction of Ticket Booth at the CPG Sports Complex	P 83,500.00	March – April, 2014
6. Rehabilitation of the Office of the Provincial Social Welfare and Development	P 3,000,000.00	January – March, 2014
7. Construction of Material Recovery Facility at PEO Compound	P 270,000.00	February – March, 2014
8. Construction of Archive Building	P 10,000,000.00	June – December, 2014
9. Upgrading of Catigbian District Hospital funded by the PGBh	P 15,180,000.00	January – April, 2014
10. Expansion of PHO Warehouse for Medical Supply Room	P 500,000.00	February – April, 2014

**III. Rehabilitation of the Provincial Government Office Damaged by Earthquake in coordination with the PEO:**

<i><b>Name of Project</b></i>	<i><b>Project Cost</b></i>	<i><b>Target Period of Implementation</b></i>
1. Rehabilitation of the Capitol Annex Building, Dao District, Tagbilaran City	P 20,000,000.00	May- November, 2014

**IV. Construction/ Rehabilitation/Improvement of PGBh Hospitals in coordination with the PEO and the DOH- Regional Health Office No. VII:**

<i><b>Name of Project</b></i>	<i><b>Project Cost</b></i>	<i><b>Target Period of Implementation</b></i>
1. Construction of New Hospital Building of Cong. Natalio Castillo Memorial Hospital, Loon, Bohol	P 71,718,750.00	April, 2014 to October, 2015
2. Construction of New Ward Building, CEMONC Facility, Emergency Building and other hospital support facilities of Maribojoc Community Hospital	P 28,750,000.00	April - December, 2014
3. Rehabilitation of CEMONC Building and Construction of Additional ward Building of Catigbian District Hospital	P 7,031,250.00	April – September, 2014
4. Repair of CEMONC and Administrative Buildings and Repair/ Construction of other hospital facilities of Francisco Dagohoy Municipal Hospital	P 13,312,500.00	April – December, 2014
5. Construction/ Expansion/ Improvement of Clarin Community Hospital	P 20,312,500.00	May – December, 2014
6. Rehabilitation/ Reconstruction of Cong. Simeon G. Toribio Memorial Hospital, Carmen, Bohol	P 33,750,000.00	May – December, 2014
7. Upgrading of Power Supply, Construction of Power House and Laundry Building of Candijay	P905,000.00	May – August, 2014

<i><b>Name of Project</b></i>	<i><b>Project Cost</b></i>	<i><b>Target Period of Implementation</b></i>
Community Hospital		
8. Rehabilitation/ Renovation/ Improvement of Teodoro B. Galagar District Hospital, Jagna, Bohol	P 452,500.00	May – August, 2014
9. Improvement/ Expansion of Pres. Carlos P. Garcia Municipal Hospital, Pres. C.P. Garcia, Bohol	P10,000,000.00	June – December, 2014

**V. Implementation of the CY 2014 PGBh Funded Projects:**

<i><b>Name of Project</b></i>	<i><b>Project Cost</b></i>	<i><b>Target Period of Implementation</b></i>
1. Improvement/ Rehabilitation of Provincial Government Buildings, Parks and Support Facilities	P 4,000,000.00	April- December, 2014
2. Construction of Water Reservoir and Improvement of Water Supply System of the Bohol Cultural Center	P 500,000.00	April - June, 2014
3. Construction of Water Analysis Laboratory	P 1,200,000.00	May – September, 2014

**VI. Other Activities:**

1. Assist in the Heat Caravans (3) and Medical/Outreach Missions
2. Completion in the conducted of Physical Inventory of Provincial Government Offices and Hospitals
3. Conduct inspections of deliveries and project accomplishments
4. Maintenance of Government Properties and Facilities
5. Facilitate Reservations and Bookings of PGBh Facilities
6. Facilitate relocation survey and titling of PGBh's real property assets.
7. Support activities to the PGBh EMS programs and activities.

**Sector : DEVELOPMENT ADMINISTRATION**

**Sub-sector : Justice and Safety**

**Office/Agency: PROVINCIAL LEGAL OFFICE (PLO)**

### HIGHLIGHTS OF ACCOMPLISHMENTS IN CY 2013

The powers duties and function of the Provincial Legal Officer is provided for under Section 481 (b) of Republic Act 7160 otherwise known as the Local Government Code of 1991. In accordance with the mandate, the Office was able to carry out such function to include giving of legal assistance and support to the Governor in the delivery of basic services, representation of the Local Government Units (LGUs) in court actions wherein the LGU or official thereof, in their official capacity, is a party in the cases in the courts of law.

Upon his assumption, he implemented some policies in addition to existing policies in the Office such as:

- a.) scheduling of duty of the of Legal Officers at the Office per day;
- b.) designation of Legal Officers to join the Governor during the holding of People's Day in the sub-district offices in Talibon, Carmen, Jagna, and the newly opened office in Ubay, Bohol;

At present, the following are the Legal Officers of the Office, to wit:

- |                                   |   |                   |
|-----------------------------------|---|-------------------|
| 1. Atty. Reynard D. Namocatcat    | - | Legal Officer IV  |
| 2. Atty. Felix R. Uy              | - | Legal Officer III |
| 3. Atty. Cristifil D. Baluma      | - | Legal Officer     |
| 4. Atty. Alona A. Cristal         | - | Legal Officer     |
| 5. Atty. Menedio Thaddeus Bernido | - | Legal Officer     |
| 6. Atty. Ma. Evaneliza C. Lucero  | - | Legal Officer     |
| 7. Atty. Paul C. Magallano        | - | Legal Officer     |
| 8. Atty. Lord R. Marapao V        | - | Legal Officer     |
| 9. Atty. Peter Emman M. Mende     | - | Legal Officer     |
| 10. Atty. Jose E. Veloso          | - | Legal Officer     |
| 11. Atty. Teodoro M. Lagang       | - | Legal Officer     |

The above-mentioned legal officers are assigned to the three (3) congressional district of the Province of Bohol with corresponding additional tasks, to wit:

- FIRST DISTRICT
  - 1. Atty. Peter Emman M. Mende
  - 2. Atty. Felix Realista Uy
  - 3. Atty. Jose E. Veloso



- SECOND DISTRICT

1. Atty. Alona A. Cristal
2. Atty. Maria Evaneliza Cloma-Lucero
3. Atty. Menedio Thadeus Bernido
4. Atty. Teodoro M. Lagang

- THIRD DISTRICT

1. Atty. Cristifil D. Baluma – Member of the PRO Team
2. Atty. Paul C. Magallano – OFW Desk
3. Atty. Lord R. Marapao V – Cooperative Legal Assistance

- ATTY. REYNARD D. NAMOCATCAT – Panglao Airport Land Acquisition

Only Attys. Namocatcat and Uy are regular Legal Officers while the rest are covered by Contract of Services for a period of six (6) months.

Aside from the mandated functions, the Office was designated as part of the Legal Team to review the documents for the land acquisition in Panglao for the New Bohol Airport Development Project, membership in the Bids and Awards Committee (BAC), Legal Counsel of the PGB Employee's Coop (BOPE-MPC), Resource Speakers in various forum and perform such other duties and functions as may be directed by the Honorable Governor or as may be prescribed by law or ordinance.

The services that the Office has delivered are the following:

1. Review of Legal Documents:

From January to September, 2013 the Office acted a total of 1,756 various documents, to wit:

	Jan	Feb	Mar	Apr	May	Jun	Jul	Aug	Sept	TOTAL
Gov's Brgy. Life Insurance	12	8	0	8	0	0	0	0	0	28
E.O. Review (Province)	0	1	2	1	3	1	1	2	4	15
E.O. Review (Municipalities)	4	5	4	12	0	4	0	6	7	42
MOA/MOU Review	2	13	7	10	4	104	18	5	9	172
Legal Opinions	15	34	23	13	25	6	7	2	9	134
SP Indorsements	3	4	5	5	7	9	10	9	8	60
Contracts Reviewed	27	23	2	5	0	0	87	1	2	147
Notarial	58	26	50	800	30	60	54	35	45	1,158
TOTAL:										1,756

## 2. Representation in court

The Provincial Legal Office is, at present handling a total of TWENTY SEVEN (27) cases, to wit:

- Civil cases – 26
- Criminal case – 0
- Administrative case – 1
- Labor Case- 1

3. In line with the program of the HEAT Caravan, the Office was able to participate in all the Heat Caravans conducted. These are the output of our participation (Please see attached output)

**Sector : DEVELOPMENT ADMINISTRATION**

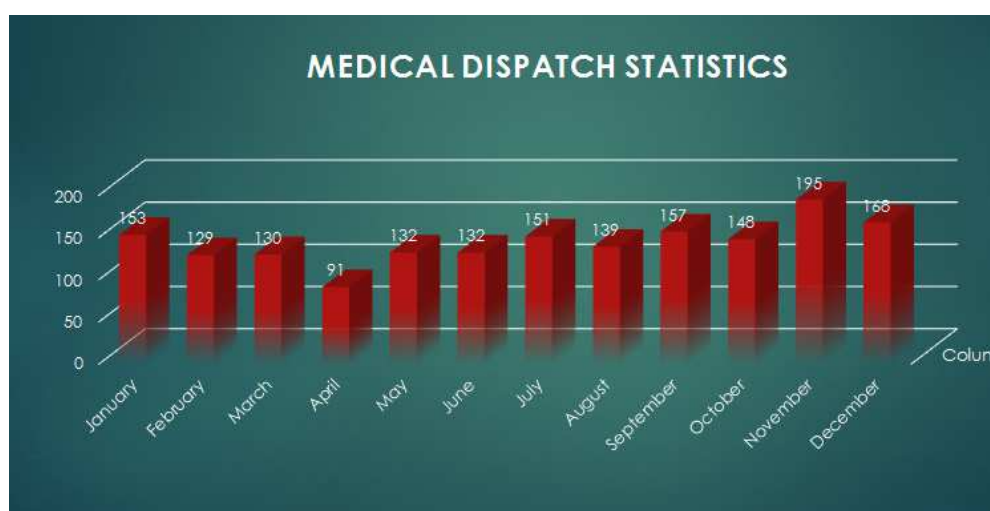
**Sub-sector : Justice and Safety**

**Office/Agency: TARSIER 117**

## HIGHLIGHTS OF ACCOMPLISHMENTS IN CY 2013

### A. Monthly Dispatch Statistics

	Medical	Police	Fire	Others	Total Incidents
January	153	50	2	2	193
February	129	46	4	0	157
March	130	29	2	0	169
April	91	27	4	0	140
May	132	40	2	0	164
June	132	40	2	0	101
July	151	39	1	5	184
August	139	41	2	5	180
September	157	81	1	6	196
October	148	43	5	4	176
November	195	66	9	7	247
December	168	66	5	2	241
<b>TOTAL</b>	<b>1,725</b>	<b>568</b>	<b>39</b>	<b>31</b>	<b>2,148</b>





- **Provided Medical Support and First Aid stations on the following events:**
  - 2013 Ube Festival
  - Giant Clam Seeding Program of PGBh
  - Basketball Friendship Games
  - Purok Leaders Congress and Community Development – COCD Training
  - Visit of the Pilgrim Relics of St. Therese of Lisieux
  - the 1st Inato Dragon Boat Challenge
  
- **Provided Medical Support and First Aid stations on the following events:**
  - Visit of The Black Nazarene of Quiapo
  - Launching of the Child Wise Tourism of DOT and BTO
  - Unity Walk and Inter Faith Prayer Rally for a Secure and Fair Elections
  - Philippine National Elections and Barangay Elections
  - Boholympics 2013
  - Hudyaka sa Panglao 2013 Streetdancing
  - Oplan Undas 2013
  - Visit of the US Ambassador to the Philippines in Bohol
  - BISU BHRST Asian and Western Cuisine Contest

- **Provided Medical Support and First Aid stations on the following events:**
  - ROTC Summer Camp Training Physical Fitness Test
  - Tree Planting Activity in celebration of the 113<sup>th</sup> Anniversary of the Philippine Civil Service
  - HNU Tourism and Hospitality Department and BTO Fun Run 2013
  - Defy 123 Triathlon
  
- **Conducted Trainings such as First Aid and BLS-CPR, Water Safety Training, High Angle Rescue Trainings and seminars, Earthquake and Fire Drills to the following:**
  - Barangay Poblacion III
  - MAPEH Society of HNU College of Education
  - UB College of Business and Accountancy
  - Barangay Disaster Trainings to the different municipalities in the province (including turnover of disaster kits to barangay tanods)
  - HNU CAT Officers and Girl Scouts HNU Chapter, Faculty and Staff
  - PGBh Agencies
  - Tagbilaran City Port
  
- **Conducted Trainings such as First Aid and BLS-CPR, Water Safety Training, High Angle Rescue Trainings and seminars, Earthquake and Fire Drills to the following:**
  - MDRRMC Alicia/Alicia Emergency Response Unit (AERU)
  - MDRRMC San Miguel
  - MDRRMC Garcia
  - Bohol Island State University Tagbilaran Campus
  - Ubay BDRRMC
  - Trinidad Emergency Assistance Team (TREAT)
  - Tagbilaran Maternity and Children's Hospital
  - Ramiro Community Hospital
  
- **Also participated on the following events:**
  - Arbor Day 2013 Celebration and Tree Planting
  - HEAT IT BOHOL 2013 Caravan at Ubay, Bohol
  - 28<sup>th</sup> International Coastal Clean up Day 2013
  - Climate Change Commission's Climate Proofing for Development Training
  - *Community Organizers Prosperity Team Meeting of the Countryside Development Program: Purok Power Movement*
  - Ground-Breaking of the Proposed New PDRRMC and TaRSIER 117 Operation Center
  - G.O.'s Cascading of Development Framework and Strategic Plan
  - Participation in the Dengue Free Movement Motorcade
  - 1<sup>st</sup> Mayor Sumaylo Paddlers' Cup, Coastal Clean-up and Tune-Up Race
  - Coordination meeting for the 1<sup>st</sup> Bohol CQB Open Airsoft Challenge



- **ERU and SAR personnel attended the following trainings:**
  - PADI Open Water Training Course, Advanced Open Water Course, Emergency First Responder, PADI Rescue Diver Course, and PADI Special Course: Search and Recovery with Capt. Holger Horn
  - NYPD's Public Safety Diver's Course, EMS Enhancement Training, AED Operation, Crash Victim Extrication/ Vehicle Extrication Course
  - First Aid and Basic Life Support – CPR Enhancement with ERUF
  
- **Disaster Interventions:**
  - Responded to the victims of the Earthquake on Medical Emergencies and
    - Search & Retrieval operations in and around the province.
  - Deployed SAR Team to Brgy Loreto & Rosario, Cortes for Flood Monitoring & Distribution of Tarps for affected families.
  - Coordination meeting with different Disaster Response Units in preparation for Typhoon Yolanda (PNP, Coast Guard, Phil.Navy, Phil. Army, Military Reservist, etc.)
  
  - Heightened Alert and Readiness for Typhoon Yolanda
    - Deployed different Disaster Response Units and Search & Rescue
      - Teams to the different Municipalities in the Province:
      - Cortes – T117 SAR Unit with Phil. Coast Guard
      - Maribojoc – T117 SAR Unit with M.E.R.U.
      - Inabanga – T117 SAR Unit with Phil. Navy
      - Trinidad – T117 SAR Unit with Phil. Army
      - Jagna – T117 SAR Unit, Phil. Army Reservist with J.E.M.R.U.
      - Loboc – T117 SAR Unit with Phil. Red Cross
      - Panglao – T117 SAR Unit with Coastguard & Maritime Police
  
  - Dispatched out SAR Team to Panglao for a vessel distress call in coordination with Phil.Coast Guard, Maritime Police, Panglao MDRRMC,
  - Heightened Alert and update all members of the PDRRMC & MDRRMC on its Disaster Preparedness for Typhoon Zoraida.
  - TaRSIER 117 ERU and SAR Teams with Governor's Office personnel for deployment to the Province of Leyte to assist the victims of the Typhoon Yolanda.

**Training with NYPD**



**Rescue Diver Courses**



**Disaster Responses**





**Leyte Deployment Responses**



**Leyte Deployment Responses in Ormoc City**



Sector : DEVELOPMENT ADMINISTRATION

Sub-sector : Justice and Safety

Office/Agency: PHILIPPINE NATIONAL POLICE (PNP) – BOHOL PROVINCIAL POLICE OFFICE

## HIGHLIGHTS OF ACCOMPLISHMENTS IN CY 2013

### Executive Summary

The herein Annual Accomplishment Report CY 2013 was made through the adoption of Police Integrated Patrol System (PIPS) down to the lowest level and the relentless pursue of peace and order with emphasis on the comprehensive community-based anti-crime campaign plan, known as “OPLAN SUMPO KRIMEN” and with other existing operational plans of the PNP in close coordination and collaboration with the LGUs, other law enforcement agencies and the community.

### STAKEHOLDER’S SUPPORT

#### A. Sustain public information and dialogue

##### Conduct of JPSCC Meeting.



*For the calendar year 2013, twelve (12) Joint Peace and Security Coordinating Center (JPSCC) meetings were conducted with the AFP counterparts in our province to address issues on criminality, terrorisms, lawlessness, disasters and other concerns that call for the police and/ or military*

*actions in support of the Local Government Units (LGUs).*

##### Activities with the media

*The police remained connected with the media in disseminating information to the public to provide a timely assistance to the media as well as to the public with information that supports the PNP’s mission in “maintaining peace and order to ensure public safety” and protect the community from other calamities and disasters by providing appropriate facts with regards to the current situation in the province.*





### 18-Day Campaign to End Violence Against Women (VAW)

*The Bohol PPO down to all police stations had conducted series of activities in relation to the Celebration of the 18\_ Day Campaign to End Violence Against Women (VAW) 2013 with the theme "End VAW Now! It Is Our Duty".*



### National Peace Consciousness Month



*On September 23, 2013 at exactly 8:00 o'clock in the morning, Bohol PPO headed by PSSUPT DENNIS PALO AGUSTIN, Provincial Director together with staff officers, uniformed personnel and non-uniformed personnel attended/participated in the National Peace Consciousness month celebration wherein the Harmony prayer and Pledge of Peace were recited which coincided*

*in the traditional Monday Flag raising ceremony held at Camp Dagohoy parade ground, Tagbilaran City.*

### Synchronized 28th International Coastal Clean-up drive

*On September 21, 2013 at exactly 6:00 o'clock in the morning, Bohol PPO headed by PSSUPT DENNIS PALO AGUSTIN, Provincial Director together with staff officers, personnel from Provincial Public Safety Company (PPSC) and National Support Units (NSUs) and non-uniformed personnel participated in the synchronized 28th International Coastal Clean-up drive with this year's theme: "Bayanihan para sa*



*Malinis na Karagatan" at the Badjao community, Barangay Totolan, Dauis, Bohol, in coordination with the the Bohol Environment Management Office (BEMO) and Department of Environment and Natural (DENR).*

Resources

### 19th National Crime Prevention Week



*That on September 1, 2013 at 7:00 o'clock in the morning, Bohol PPO headed by PSSUPT DENNIS PALO AGUSTIN, Provincial Director together with staff officers and PCR personnel led by PSUPT JEFFREY T CABALLES, PCR Officer*



conducted motorcade activity within the City of Tagbilaran in relation with the kick-off ceremony of the 19th National Crime Prevention Week celebration 2013 with this year's theme: *Malasakit Mo ay Kailangan upang Krimen ay Maiwasan*", followed by the kick-off ceremony with Mr. Jose Jeffrey Bernasor, LGOO – Cluster 2 Head, representative of the Provincial Director of DILG Bohol as Guest of Honor and Speaker held at Camp Dagohoy parade ground, Tagbilaran City.

#### **Turn-over of Office**

That on August 14, 2013 at around 3:00 o'clock in the afternoon was the turn-over of Office by the Outgoing Provincial Director PSSUPT CONSTANTINO VALENCIA BAROT JR. to the Incoming Provincial Director PSSUPT DENNIS PALO AGUSTIN held at Camp Dagohoy parade ground, Tagbilaran City with PCSUPT DANILO SANTOS CONSTANTINO, Regional Director PRO7 as Guest of Honor and Speaker and witnessed by ATTY. EDGAR M. CHATTO, Provincial Governor of Bohol, PSSUPT NOEL ANGELES GILLAMAC, Chief RPHRDD7, Staff Officers, Chiefs of Police from different Municipal Police Stations, uniformed and non-uniformed personnel and friends from media



#### **Community Assistance Project (Livelihood & Cooperatives)/ Facilitation of Employment / Job Opportunities**

Establishment of PNP Canteen located inside Camp Francisco Dagohoy, Tagbilaran City initiated by PNP personnel thru putting an amount to serve as initial investment and employed one (1) civilian sales lady.



#### **18th PCR Month Celebration: Awarding Ceremony**



That on July 01, 2013 at around 8:00 o'clock in the morning, the Bohol Provincial Police Office headed by PSSUPT CONSTANTINO V BAROT JR, Provincial Director conducted kick-off ceremony which coincided with the traditional Monday flag raising ceremony in relation with the 18th Police Community Relation month celebration held at Camp

*Dagohoy parade ground, Tagbilaran City with Hon. Geesnell “Baba” Yap, Mayor of Tagbilaran City as Guest of Honor and Speaker. A motorcade followed right after the ceremony participated by all Chiefs of Police in the province of Bohol.*

*In relation with the 18th Police Community Relation (PCR) month celebration which coincided with the traditional Monday Flag raising ceremony held at Camp Dagohoy parade ground, Tagbilaran City. This office conducted awarding ceremony on July 22, 2013 with Atty. Risty N. Sibay, Chief, Technical Services Division, NAPOLCOM-7 as Guest of Honor and Speaker.*



**Bohol Tourist Police Unit (BTPU) as Best Police Unit**



**Baclayon Police Station as Best Municipal Police Station**




**PO2 Roselle Bungabong as Best PCR PNCO**

**Certificate of Recognition to Miss Neria T. Saranillo, President, Bohol Tarsier Permittees Corporation, Loboc, Bohol**



### **Independence Day Celebration**

*Provincial Director of Bohol PPO PSSUPT CONSTANTINO VALENCIA BAROT JR. together with the staff officers and PNP personnel from PHQ, PPSC and NSUs joined the 115th Anniversary of the Proclamation of Philippine Independence Day on June 12, 2013 at Plaza Rizal, Tagbilaran City. The symbolic Commemorative program was started with Holy Mass at exactly 7:15 in the morning followed by Ringing of Bells, Blowing of Horns and Sirens with Wreath Lying/Floral Offering at the Monument of Dr. Jose Rizal and Flag Raising and afterward, the short program/ceremonies sponsored by the Provincial Government of Bohol spearheaded by Hon Edgar M Chatto, Provincial Governor of Bohol. Said activity was attended by all National and Provincial employees, Non-Government agencies and other stakeholders.*



### **Peace Covenant Signing for a Secure and Fair**



## **Elections (S.A.F.E.)**

*That on May 5, 2013, the Bohol Provincial Police Office led by PSSUPT CONSTANTINO VALENCIA BAROT JR, Provincial Director in coordination with the Diocese of Tagbilaran and the Commission on Election (COMELEC)- Bohol led by Atty. Lionel Marco R. Castellano, Provincial Election Supervisor IV together with the personnel from National Support Units (NSUs), neighboring police stations attended the conduct of Peace Covenant Signing for a Secure and Fair Elections (S.A.F.E.) 2013 held at Saint Joseph Cathedral, Tagbilaran City. The said activity started at exactly 5:00 O'clock in the afternoon with a Holy Mass officiated by Msgr. Leonardo Y. Medroso, Bishop of Tagbilaran and right after the Homily the Peace Covenant Signing followed and was participated by all Provincial and City candidates to include the independent candidates with the presence of LTC JULIUS A. TOMINES, Battalion Commander, 2nd SFBN, MA.LOISELLA E. LUCINO, Provincial Director, DILG – Bohol and the clergy of the Diocese of Tagbilaran. The signing ended at around 6:15 in the evening of same date.*

## **Unity Walk and Inter-Faith Prayer Rally for a Secure and Fair Elections (S.A.F.E.)**



*That on April 21, 2013, personnel of Bohol Provincial Police Office and National Support Units led by PSSUPT CONSTANTINO VALENCIA BAROT JR, Provincial Director with PSSUPT ORLANDO DOMINGO UALAT, Deputy Regional Director for Operation, PSSUPT ARMANDO M RADOC, Chief, Regional Police Community Relations, Regional Chaplain, REV FR PSUPT ARNULFO A CASTILLO had participated the Unity Walk and Inter-Faith Prayer Rally for Secure and*

*Fair Elections (S.A.F.E.) 2013 together with other government agencies, NGOs and other religious groups. The attendees were the Commission on Election (COMELEC BOHOL) headed by Atty Lionel Marco R Castellano, Special Forces 2nd Battalion led by LT COL. JULIUS A TOMINES, Muslim Community headed by Imam Solaiman U Malabi, Free Accepted MASONS,*



*Department of Interior and Local Government (DILG), National Police Commission (NAPOLCOM), National Bureau of Investigation (NBI), Phil. Drug Enforcement Agency (PDEA), BPAT Members and Barangay Tanods from different municipalities, members from Junior Chamber International,*

*Knights of Columbus, Provincial Prosecutor's Office, Land Transportation Office (LTO), Media personalities, members of Bohol License Firearms Association Inc., Regatta Del Rio Gun Club, ARESCOM, personnel from Bureau of Fire Protection (BFP) and Bureau of Jail Management and Penology (BJMP), DepEd Bohol and Integrated Bar of the Philippines (IBP). The participants were divided into two (2) groups: Group 1 assembled at the Plaza Rizal, Tagbilaran City and Group 2 assembled at Cogon Shrine, Cogon District, Tagbilaran City. The walk for S.A.F.E 2013 started at 5:30 in the morning wherein the two (2) groups meet and converged at Bohol Cultural Center, Tagbilaran City for the prayer rally.*



### ProTeam Graduation and Recognition Ceremony



*On February 21, 2013, PSSUPTORLANDO D UALAT, Deputy Regional Director for Operations, PRO7; PSSUPT CONSTANTINO V BAROT JR., Provincial Director of Bohol PPO together with other PCOs and PNCOs attended the ProTeam Graduation and Recognition Ceremony for all trained workers under Countryside Development Program-Purok Power Movement held at Bohol Cultural Center, Tagbilaran City, Bohol*

### Dialogue with Security officers in the province



*On January 29, 2013 II, this office conducted a meeting with the different security agencies in the province at Bohol PPO Multi-Purpose Hall, Camp Dagohoy, Tagbilaran City on matters that threatens the security and safety in the province.*

### CASCADING OF CODE P



*On January 30, 2013, no less than the Regional Director of PRO7, PCSUPT MARCELO P GARBO conducted a Cascading Conference on CODE P:2013 and Beyond, the endeavor of the new C, PNP Police Director General ALAN LA MADRID PURISIMA, when he assumed position as C, PNP provided the strategic focus encapsulated under "CODE P" (Competence, Organizational, Development, Discipline, Excellence and Professionalism) for the realization of the PNP P.A.T.R.O.L Plan 2030 (Peace and Order Agenda for Transformation and Upholding of the Rule-Of-Law"). This is vital in the accomplishment of the*

*PNP's mission of "enforcing the law, preventing and controlling crimes, maintaining peace and order, and ensuring public safety and internal security with the active support of the community". This long-term plan leads to the realization of the PNP's vision "to become a highly capable, effective and credible police service working in partnership with a responsive community towards the attainment of a safer place to live, work, and do business."*

## B. Resource Management

For the year in review, this organization has acquired a total of eleven (11) PNP owned building: Bohol Tourist Police, Balilihan PS, Bien Unido PS, Candijay PS, Carmen PS, Valencia PS, Jagna PS, Dimiao PS, Batuan PS, Pilar PS and Ubay PS.

A new PNP building is under construction for Alicia and Loon Police Staion.

### Logistics Management Program

#### 2.1 – Move –

VEHICLES	MC	4WHEEL
Requirement	102	52
Available Nr of Patrol Cars/Jeep/ MC	11 (PNP)	56 (PNP)
Lacking Vehicle/ MC	91	-
Percentage Fill-up	10.78%	100%

VEHICLES	SERVICEABLE
4-Wheel	56
Motorcycles	11
Trucks	1
<b>TOTAL</b>	<b>68</b>

SHORT FIREARMS	QUANTITY
PISTOL 9MM Beretta	262 Units
PISTOL 9MM Glock-17	74 Units
PISTOL 9MM Jericho	4 Units
PISTOL 9MM Taurus	77 Units
PISTOL 9MM STOEGER	2 Units
PISTOL Caliber 45 Cougar Beretta	3 Units
<b>TOTAL</b>	<b>422 Units</b>

LONG FIREARMS	QUANTITY
STOEGER 12 GAUGE SHOTGUN	9 Units
ESCORT- HATSAN 12 GAUGE SHOTGUN	30 Units
ARMSCOR 12 GAUGE SHOTGUN	22 Units
<b>TOTAL</b>	<b>61 Units</b>

#### 2.2 – Shoot -

AMMUNITIONS	QUANTITY
CARTRIGED BALL CAL. 45	839 ROUNDS
CARTRIGED BALL 9MM	11, 555 ROUNDS
SHOTGUN	2,094 ROUNDS
CARTRIGED BALL CAL 5.56MM	57, 748 ROUNDS
<b>TOTAL</b>	<b>72, 236 ROUNDS</b>



### ***- Communication-***

The Communication program of Bohol PPO, funded by the Provincial Government and the Municipal LGUs is still in the process of installing internet services at the different police stations while or office has an active email address: [bpppo.opnbr@gmail.com](mailto:bpppo.opnbr@gmail.com) Bohol also has two (2) dedicated cellphones units (0917-3163297 and 0947-9948293) at our Provincial Tactical Operations Center which is wired to a desktop computer capable of recording all messages received by the units.

COMMUNICATION EQUIPMENT	REQUIRED	PHQ	ISSUED TO POLICE STATIONS	LOAN FM LGU	TOTAL	LACKING
1. HH Radio	104	29	29	4	31	
2. A. Base Radio (HF)	52	3	30	47		
B. Base Radio (VHF)						
3. Fax Machine	51	1	0	0	50	50
4. Cellphone	51	57	48	0	51	None

### ***Other Projects -***

#### **ALLOCATIONS OF PNP BPPO CHRISTMAS BONANZA PROCEEDS**

- This office turnover the amount of Fifty Thousand Pesos (PHp 50, 000.00) for the improvements and repair of Saint Michael the Archangel Chapel situated inside Camp Francisco Dagohoy, Tagbilaran City.

- The installation of tiles on the hallway floor of the main building of Bohol PPO.

- Purchased of one (1) unit air conditioner for Saint Michael PNP Day Care Center inside Camp Francisco Dagohoy, Tagbilaran City, Bohol.

- Renovation and installation of facilities inside the Officers Quarter

- Purchased of one (1) unit water pump and one (1) unit water tank for this office

- Purchased of two (2) units Epson printers for PCR Office



### **BLESSING AND INAUGURATION OF NEW PNP BUILDING AND CAMP DAGOHoy STAGE**

That on July 11, 2013 at around 9:00 o'clock in the morning, the blessing and inauguration of new refurbished PNP building and Camp Dagohoy stage located inside Camp Dagohoy, Tagbilaran City graced by Atty. Edgar M. Chatto, Provincial Governor of Bohol who provided funds to materialized said new building with Alfonso R. Damalerio II, Provincial Administrator and Hon. Rene Relampagos, Congressman of the First District of Bohol who gave funds on said stage, witnessed by PSSUPT ORLANDO UALAT, Deputy Regional Director for Operation and PSSUPT PETRONILLE BALDEBRIN, City Director, Mandaue City Police Office, PSSUPT CONSTANTINO V BAROT JR, staff officers, Chiefs of Police from different Municipal Police stantions, uniformed and non-uniformed personnel and friends from media.



### **BLESSING OF THE NEW COMFORT ROOM IN THE BADMINTON/BASKETBALL COURT**

On January 30, 2013, this office blessed the newly constructed comfort room in the Basketball/ badminton court by Rev. Fr. (PSUPT) ARNULFO CASTILLO.



### Financial Management Program -

The financial Statement for the Calendar Year 2013 as reflected below properly distributed to concern units for logistical utilization and other important financial requirements in law enforcement.

MOOE			GOL		
<b>January to March 2013</b>			<b>January to March 2013</b>		
	PHQ	261, 499.53		PHQ	109, 833.00
	BPPO	3, 994, 214.00		BPPO	1, 672, 942.00
<b>April to June 2013</b>			<b>April to June 2013</b>		
	PHQ	266, 301.59		PHQ	110, 647.00
	BPPO	4, 090, 245.40		BPPO	1, 699, 390.00
<b>July 2013</b>			<b>July 2013</b>		
	PHQ	73, 064		PHQ	30, 367.00
	BPPO	1, 366, 908.00		BPPO	568, 135.00
<b>August 2013</b>			<b>August 2013</b>		
	PHQ	74, 165.00		PHQ	30, 814.00
	BPPO	1, 362, 709.00		BPPO	566, 194.00
<b>September 2013</b>			<b>September 2013</b>		
	PHQ	74, 524		PHQ	30, 959.00
	BPPO	1, 359, 757.00		BPPO	564, 887.00
<b>October 2013</b>			<b>October 2013</b>		
	PHQ	73, 690.00		PHQ	30, 605.00
	BPPO	1, 338, 134.00		BPPO	555, 758.00
<b>November 2013</b>			<b>November 2013</b>		
	PHQ	72, 725.00		PHQ	30, 223.00
	BPPO	1, 353, 579.00		BPPO	562, 498.00
<b>December 2013</b>			<b>December 2013</b>		
	PHQ	72, 037.00		PHQ	29, 926.00
	BPPO	1, 349, 337.00		BPPO	560, 518.00

### **D. Learning and Growth**

#### Promotion system:

PROMOTION ORDER	3 <sup>rd</sup> quarter effective Sept 15, 2013	4 <sup>th</sup> quarter effective Dec 31, 2013	TOTAL
PO1 to PO2	92	10	<b>102</b>
PO2 to PO3	50	67	<b>117</b>
PO3 to SPO1	-	1	<b>1</b>
SPO1 to SPO2	1	7	<b>8</b>
SPO2 to SPO3	2	9	<b>11</b>

SPO3 to SPO4	-	6	<b>6</b>
SPO4 to PINSP	1	1	<b>1</b>
PINSP to PSINSP	1	1	<b>2</b>
PSINSP to PCINSP	-	1	<b>1</b>
PCINSP to PSUPT	1	1	<b>2</b>

### PUNISHMENT

PUNISHMENT			
SUSPENDED	DISMISSAL	DROP FROM ROLLS	AWOL
<b>4</b>	<b>2</b>	<b>5</b>	<b>2</b>

### AWARDS/COMMENDATIONS

AWARDS	RECIPIENTS	
	PCO	PNCO
Medalya ng Kagalingan	2	7
Pulis Maka-kalikasan		1,591all PNP personnel
Medalya ng Kasanayan	2	
Medalya ng Papuri	6	62
Election Period		1,591all PNP personnel
Visit of Relics of San Pedro Calungsod		1,591all PNP personnel
Medalya ng Paglilingkod	1	16
Commendations Issued	61	1, 530

### Individual Award

Bohol Tourist Police Unit (BTPU) as Best Police Unit  
 Baclayon Police Station as Best Municipal Police Station  
 PO2 Roselle Bungabong as Best PCR PNCO

### Retirement

COMPULSORY	OPTIONAL	TOTAL
16	<b>47</b>	<b>63</b>

## TRAININGS/SEMINARS CONDUCTED

### **a. Refresher Seminar on Election Laws and Duties**

*Provincial Election Supervisor III, Atty. Eliseo R.Z.B. Labaria of the Commission on Election, Province of Bohol and Atty Ariel Celma, City COMELEC Officer lectured on election Laws and duties of PNP members while Provincial Prosecutor, Atty Macario Delosa trained PNP personnel on preliminary examination involving the violation of the firearms Ban and other deadly weapons and employment of security personnel.*



Office Conducted : Bohol PPO

Nr of Participants: Fifty one (51) PNCOs and PCOs

Duration : one (1) day

Date : January 25, 2013

Venue : Bohol PPO Multi-Purpose Hall

### Personnel and Human Resource Management Seminar



Office Conducted : Bohol PPO

Nr of Participants : Ninety eight (98) PNCOs

Duration : two (2) days

Date : January 26-27, 2013

Venue : Bohol PPO Multi-Purpose Hall

### LTO Deputation Refresher Seminar

*On January 30, 2013 to February 1, 2013, this office in coordination with LTO7 and LTO Bohol conducted LTO Deputation Seminar to five hundred forty eight (548) PNP personnel provincewide held at Bgy Hall of Bgy Cogon, Tagbilaran City, Bohol to authorize PNP personnel to enforce the applicable provisions of RA 4136 (Land Transportation and Traffic Code) and other rules regulations which are being enforced by the LTO.*



### Tourism Awareness Seminar for TOURIST ORIENTED POLICE for COMMUNITY ORDER and PROTECTION (TOP-COP) Phase I



*To enhance the competence, knowledge, skills and attitude of Tourist Police personnel of Bohol PPO in dealing with local, domestic and foreign tourist this seminar was conducted by this office with the active support of the Department of Tourism on February 26-28, 2013 at the Bohol PPO Multi-purpose Hall to sixty eight (68) Tourist Police personnel of Bohol PPO.*



### Computer Literacy Training

Computer Literacy Training was conducted by this office on April 11, 2013 at Bohol PPO Multi-purpose Hall to seventy four (74) PNP personnel provincewide. This is part of the Training Dashboard of the PNP which aims to have a 100% computer literate personnel.



### Human Rights Seminar



Speaker/lecturer.

To develop the utmost capacity of police officers on Human Rights consciousness through internalization of human rights philosophy and principles and to prevent and reduce the incidence of human rights violations committed by PNP personnel the Human Resource Doctrine Development Section of this office conducted the seminar to one hundred ten (110) PNP personnel provincewide on May 8, 2013 at Bohol PPO Multi-purpose Hall with Dr. Jess A Cañete, DPA, OIC, CHR- Negros Oriental as Guest of Honor and

### Moral Recovery Program Seminar



PSUPT ARNULFO CASTILLO, PRO7 Chaplain lectures on LOI SUGO (MRP), PNP Ethics, The Holy Triune God, Life with the Holy Spirit and the Sacrament of Confession to one hundred twenty (120) PNP personnel provincewide at Bohol PPO Multi-purpose Hall, Camp Dagohoy, Tagbilaran City on May 28, 2013

### Handgun Classification Marksmanship Training/Phase III



Another set of Phase II passers undergone the said proficiency test or Phase III of the Standard Handgun Marksmanship Training on June 6-7, 2013 at Bohol PPO Firing Range. Of the one hundred seven (107) participants, only six passed, one PNP personnel classified as sharpshooter and five (5) PNP personnel as marksman.

### Gender and Development Seminar (Orientation Seminar on Laws for the Advancement of Women)

To refresh personnel's knowledge on Laws for the Advancement of Women and to educate PNP personnel on Gender Roles and Issues, this office conducted the seminar on June 25, 2013 held at



*Bohol PPO Multi-purpose Hall with one hundred fourteen (114) Police Non-Commissioned Officers.*

### **Crisis Management and Tourist Safety and Security Seminar for Tourist Oriented Police for Community Order and Protection (TOP-COP) Phase II**

Number of Participants : Sixty Seven (67) PNCOs and one (1) PCO

Duration : Two (2) days -

September 16-17, 2013

Venue : BPPO Multi-purpose Hall, Camp Dagohoy, Tagbilaran City



### **ELECTION RELATED LAWS SEMINAR**

Number of Participants : Eighty Eight (88) PNCOs and one (1) PCO

Duration : One day - September 11, 2013

Venue : BPPO Multi-purpose Hall, Camp Dagohoy, Tagbilaran



### **PNP Standard Handgun Marksmanship Training for Handgun Classification Marksmanship Test or Phase 3**

Office Conducted: Bohol Provincial Police Office

Nr of Participants: Eighty Two (82) PNCOs and Two (2) PCOs

Duration: Two (2) days - October 10-11, 2013

Venue: Bohol PPO Firing Range



With the inclusion of crimes reported in the barangays in the new crime reporting system, crime volume doubled its volume in 2013 as compared to the previous year. Despite its doubling figure, the trend remains the same. As an offshoot of the number of crimes reported, Task Force Sandiganan was organized to deal with operations which hit targets with tactical precision. As a result, crime volume slowed down at the start of 2014.

- ❖ Comparing the crime trend, the percentage distribution of crime volume shows an increase in non-Index crimes and decrease in index crimes and other crimes in 2013.
  - *Index crime accumulated 67.8% of the total crime volume in 2013 and decreased to 63.75% of the total crime volume in 2013.*
  - *Non-index crime accumulated 27.2% of the total crime volume in 2013 and decreased to 32.23% of the total crime volume in 2013.*
- ❖ Increase in Non-Index crimes is a reflection of the increased police initiated operations conducted to address the occurrence of crimes in the province

#### LAW ENFORCEMENT -

🚓 **Campaign Against Illegal Drugs** – *In our fight against illegal drugs, One hundred one (101) operations were conducted by this office that resulted to the arrest of Ninety-eight (98) persons. A total of 164.45 gms shabu, 134.93 gms of Marijuana leaves, eight Marijuana stalks, four (4) marijuana sticks and other illegal drug paraphernalia were confiscated with a DDB value of 1, 949, 563.1. A total of One Hundred Fifty-Four (154) cases in Violation of Sec 5, 11 and 12 of RA 9165 in Court.*



*Further, nine (9) personalities included in the list of Barangay Anti-Drug Abuse Council (BADAC) Watchlist were arrested by this office.*




**a. Consorcia Secretaria y Tanato, 52 yrs old** was apprehended by the elements of Getafe Police Station who was caught in the act possessing illegal drugs on 061440 March 2013 at Bgy. Banacan, Getafe, Bohol.



**b. Marco Vallesterio Galinato**, arrested by the elements of Tagbilaran City Police Station on 082330 April 2013 at CPG North Avenue, Tagbilaran City, Bohol.



**c. Bernard Balolot y Lajera**, arrested by the elements of Loon Police Station by virtue of Search Warrant No. OCC-050-2013 on 050700 May 2013 at Bgy. Patudlan, Loon, Bohol. Violation of Sec 11 of RA 9165 was already filed in Court.



**d. Gervil Guitones y Palacio**, arrested by the elements of Loon Police Station thru the conduct of Buy Bust Operations at Bgy. Moto Norte, Loon, Bohol on 241850 May 2013.



**e. Ruel Cea y Lagrosa** arrested by the elements of Bilar Police Staton thru checkpoint on 111530 June 2013 at the National Highway of Campagao, Bilar, Bohol.



**f. Leo Eugenio Labis y Blanco** apprehended by the elements of Catigbian Police Station by virtue of Search Warrant on July 6, 2013 at Poblacion West, Catigbian, Bohol.




**g. Lou Cardino y Castaño @ "louie"** arrested by the elements of Tagbilaran City Police Station by virtue of Search Warrant No. 30 and 31-2013 on 161830 August 2013 at Lamdagan St., Cogon District, Tagbilaran City, Bohol. A violation of Sec 11 and 12 of RA 9165 was already filed in Court.



**h. Antonio Cabaral y Añora** arrested by joint operations of Inbanga Police Station, PIB, CIDG and PPSC in the conduct of Search Warrant NO. 34-2013 on 180545 September 2013 at Bgy Ilaud, Inabanga, Bohol.



**j. Celso Elesterio Jr. y Quisto @ "Tayog"** arrested on 281945 December 2013 at Bgy San Jose, San Miguel. He was arrested thru the service of Warrant of Arrest.

 **Campaign Against Illegal Gambling** – For the period in review, a total of Two Hundred Twenty-Two (222) operations were conducted in our campaign against Illegal Gambling that resulted to the apprehensions of Two Hundred Ninety-Four (294) persons. Confiscated were Php 76, 213.80 cash money as bets, 50 units motorcycles, 29 unit cellularphones, one unit firearm and other illegal gambling paraphernalia. A total of One Hundred Ninety-Three (193) cases were filed in court.





#### Campaign against Wanted Persons.

*In the campaign against Wanted Persons, this office has registered a total of Three Hundred Thirty-Three (333) wanted persons were accounted break down as follows: (Two Hundred Fifty-Nine (259) arrested and Seventy-Four (74) surrendered)*

#### Campaign against Loose Firearms

*All-out efforts were exerted to curtail / minimize the proliferation of loose firearms and illegal possession and Carrying of Firearms during the conduct of random mobile checkpoints, raids by virtue of warrants and the implementation of OPLAN KONTRA BOGA. Two Hundred Seventy-Four (274) operations were conducted which resulted in the apprehension of Ninety-two (92) persons and the confiscation of Ninety-Nine (99) firearms, Twenty-five (25) recovered and One Hundred Sixty-Six (166) surrendered.*



#### Protection of Environment and Natural Resources Campaign

*a.) On illegal logging, Sixty-Nine (69) cases of illegal logging was reported which resulted to the arrest of Twenty-three (23) persons and the confiscation of more or less 12, 756.52 bd feet of assorted lumber and sacks of charcoal. Case were turned-over to DENR for proper disposition.*






*b.) On Illegal Fishing, One Hundred Ten (110) cases were reported and acted upon by the police enforcement units resulting in the arrest of Three Hundred*



*Twenty-Two (322) persons. Confiscation of assorted fish and fishing paraphernalia with an estimated value of 104M and the filing of Eighty (80) cases in Court.*



### Successful Security Coverage

Visit/Event	Date	Picture
Arrival of MV Minerva Cruise Ship	Jan 18	
Unilab Phils National Sales Conference	Jan 21-25	
Visit of Chinese Ambassador Ma Keqing	Jan 26-29, 2013	
RD's Visit (PCSUPT GARBO)	Jan 29	
Visit of CODE 2 Binay	Feb 13	
Giant Clam Seeding Project	Feb 20-Mar 20	
Visit of PCSUPT INGKING	Feb 23-Mar 1	
Philippine Arts Festival	Feb 27-Mar 2	
Visit of the Relics of St. Therese of the Child Jesus	Mar 1-4, 2013	
BCCI Gubernatorial Debate	Mar 7, 2013	
Visit of Nazareno from Quiapo	Mar 19-22, 2013	
Bayani Challenge	Mar 23-27, 2013	
Visit of the Ambassadors to the Philippines of Indonesia, Vietnam, Bangladesh and Italy	Mar 21-23, 2013	
1st Inato Dragon Boat Competition	Mar 22-23, 2013	
Hon Cynthia Villar Visit	Mar 20, 2013	
2nd Conference on Working a	Apr 22-26, 2013	

<b>Cyber Pornography &amp; Prostitution-Free</b>		
<b>Visit of Hon Loren Legarda</b>	Apr 18, 2013	
<b>CODE 2 Visit</b>	Apr 24, 2013	
<b>50-50 Sundown Ultra Marathon</b>	Apr 27, 2013	
<b>2nd Giant Clam Seeding Project</b>	May 19, 2013	
<b>US Ambassador Harry K Thomas Jr Visit</b>	Sept 5-6, 2013	
<b>Nationwide Multi-Sectoral Rally re Abolition of Pork Barrel</b>		
<b>7<sup>th</sup> Biennial Congress of the Philippine League Against Epilepsy (PLAE)</b>	Sept 4-7, 2013	
<b>3rd Pediatric Nephrology Symposium</b>	Sept 27, 2013	
<b>Working Visit of the Delegation from the Government Inspectorate of Vietnam and Ombudsman</b>	Sept 10-11, 2013	
<b>PDIR ALEX PAUL I MONTEAGUDO's Visit</b>	Sept 14-16, 2013	
<b>CODE 1 Visit</b>	Oct 23-24, 2013	
<b>Australian Ambassador Bill Tweddell's Visit</b>	Nov 2-3, 2013	
<b>CODE 2 Visit</b>	Nov 15, 2013	
<b>CODE 1 Visit</b>	Nov 28, 2013	
<b>Visit of DA Sec Proceso J Alcala</b>	Dec 7-8, 2013	
<b>US Ambassador Philip Goldberg's Visit</b>	Dec 12, 2013	
<b>-Nothing follows-</b>		

## F. Community

### Creation of Policemen Paddlers

*That on November 2013, the Provincial Director of Bohol PPO PSSUPT DENNIS PALO AGUSTIN initiated the creation of BOHOL PPO PADDLERS composed of men and women in uniformed of Bohol PPO*



### First Friday Mass



*This office is devoted of celebrating a Holy Mass every First Friday of the month at Camp Dagohoy Ground.*

### Medical Mission



*Barangay Oy,  
Alberto T.  
municipality*



*That on July 12, 2013 at around 2:00 o'clock in the afternoon, Police Community Relation (PCR) personnel of Bohol Provincial Police Office (BPPO) headed by PSUPT JEFFREY T CABALLES, PCR Officer together with the Provincial Health Service (PHS) personnel led by PINSP EXEQUIL POROL, Chief of PHS – Bohol in coordination with the Chief of Police PINSP CRESENTE GURREA of Loboc Police Station, Loboc, Bohol and Barangay Officials of Loboc, Bohol headed by Barangay Captain Biloy and Municipal Health Officer of Loboc, Bohol, Dr. Dulce Budjongan distributed two hundred seventy four (274) packs of medicines which contains one (1) bottle 250mg Paracetamol suspension, ten (10) capsules of 500mg Mefenamic Acid, ten (10) capsules 2mg Loperamide and ten (10) tablets of 500mg Paracetamol. Every household in Barangay Oy composed of seven (7) Puroks namely Purok Bayabas, Manga, Tambis, Lazones, Langka, Lomboy and Sunkist received said packs of medicines.*



**✚ Balik Eskwela: Distribution of Slippers ; Clean-up Drive and Flyer Distribution**



*In relation to Balik Eskwela Program, Bohol Provincial Police Office personnel led by PSSUPT CONSTANTINO V*

*BAROT JR, Provincial Director along with PSUPT JEFFREY T CABALLES, PCR Officer conducted distribution of slippers with its theme "RATED PNP" to three (3) elementary schools namely **Kinabag-an Elementary School, Bgy Magtongtong, Calape; Lubang Elementary School, Bgy Lubang, Buenavista and San Vicente Elementary School, Barangay San Vicente, Trinidad** all in the province of Bohol.*

*The command distributed a total of 1,500 pairs of slippers to the less fortunate students of the above mentioned schools. The pairs of slippers are voluntary contributions/donations of every PNP Personnel of this Office to include the Provincial Public Safety Company and Bohol Tourist Police Unit.*



June 11, 2013 at Kinabag-an Elementary School, Barangay Magtongtong, Calape, Bohol



June 14, 2013 (morning) at Lubang Elementary School, Bgy Lubang, Buenavista, Bohol



June 14, 2013 in the afternoon at San Vicente Elementary School, Barangay San Vicente, Trinidad, Bohol



*That on May 21, 2013 at around 2:00 o'clock in the afternoon, Bohol PPO uniformed and non-uniformed personnel led by PSUPT JEFFREY T CABALLES, PCR Officer along with the PCR PNCO SPO2*

*Geronimo C. Conarco, under the supervision of the undersigned joined the Department of Education in their Annual National School Maintenance Week dubbed as "Brigada Eskwela" at Booy South Elementary School, Booy District, Tagbilaran City. Said activity was also participated by the personnel from NSUs and ended at around 5:00 o'clock in the afternoon of same date.*

*In coordination with the Department of Education, this office conducted visitation and provided security and assistance to different schools of this province. Balik Eskwela flyers on "Tips para Iwas Krimen at Sakuna" were distributed to teachers, parents, students and pupils.*



### OPLAN BAKLAS

On May 20, 2013 at around 3:00 o'clock in the afternoon, Bohol PPO personnel led by PSUPT JEFFREY T CABALLES, PCR Officer under the supervision of the undersigned conducted a clean-up drive operation within our AOR, which aims to remove



and clear all campaign materials posted in the May 2013 polls such as posters, stickers and tarpaulins. Said activity ended at around 4:00 o'clock in the afternoon of same date.

### GIANT CLAMS SEEDING

On 06:00 o'clock in the morning 12:30 o'clock noon of February 20, 2013, this office took part on the first GIANT CLAMS Seeding in the province of Bohol. PNP divers were involved in the transferring of giant clams from the airport to the Protected Area at Barangay Bingag, Dauis, Bohol.

### Community Assistance Projects



### HEAT BOHOL CARAVAN AND 94TH FOUNDATION DAY

This office joins the HEAT BOHOL CRAVAN initiated by the provincial government headed by Gov. Edgar M. Chatto at Clarin, Bohol. A whole day event benefited the constituents of selected municipalities participated by almost 70 participating agencies, such as consultancies/ licensing/ cliniquing / training and education: Agriculture and fisheries: medical/ dental services: provincial eye sight board and many others.





## G. Special Concerns

### Conduct of Search and Rescue and Relief Operations

The 7.2 magnitude earthquake that struck the province of Bohol morning of October 15, 2013 that destroyed some of the vital social, economic, and cultural infrastructure in the province. Immediately after the quake, a command center was established at the Governor's Mansion, CPG North Avenue, Tagbilaran City. The Provincial Tactical Operations Center (PTOC) took control in the gathering of updates and necessary information of the aftermath of the 30 second 7.2 magnitude quake.

The Command Center of Bohol Police Office under the supervisory of PSSUPT DENNIS PALO AGUSTIN, Provincial Director of this office became the source of initial reports in which other agencies and friends from the media took cognizance with.

Deployment of personnel to conduct search and rescue in coordination with other rescue agencies were augmented to speed up the recovery of persons injured, dead and the reported missing. Other personnel were also augmented in the conduct of relief good operations in the on-going repacking of family food packs with the DSWD and other stakeholders to accelerate the delivery of relief goods to hardly hit areas in seven towns of Bohol namely: Catigbian, Loon, Calape, Buenavista, Inabanga, Maribojoc and Antequera and other towns affected towns.





**-Relief Operations -**

### **Special Barangay Elections on November 25, 2013**

The local government of Bohol, after having been hit by a magnitude 7.2 earthquake last October 15, 2013 and Super typhoon Yolanda on November 7, 2013, has to postpone its barangay polls and had it specially set on November 25, 2013.

The Commission on Elections which issued a resolution postponing the barangay election in the entire Bohol to November 25, 2013 has considered the creation of a special group of Election Supervisors and recreates its original security plan. Bohol PPO on the other hand flexed its personnel and requested for more additional PNP personnel to man the polling centers.

Despite the challenges faced by the people in the province of Bohol after the two devastating events that resulted to the lack of power supply which was not yet restored and stable to include the destruction of some school buildings and classroom that resort to construct tents and makeshift voting centers. The conduct of special election went by smoothly.

In general The 2013 Barangay Election held in the province on November 25, 2013 was successful and peaceful with only three (3) alleged shooting incidents that happened.

## **II. PLANS AND PROGRAMS FOR CY 2014**

1. Sustain the conduct of province wide synchronized checkpoints utilizing all units and in coordination with LTO as embodied in our LOI 32/2013 “Manman Kalsada”.
2. Establishment of Patrol Bases in major thoroughfares / highways all over the province in coordination with the local government units concerned.
3. Procurement of IP Phones, a project of Bohol PPO, in coordination with the Office of the Governor who will be providing all Police stations in Bohol an IP Phone to have an easier and faster communication from Police Stations and T.A.R.S.I.E.R 117 (Telephone and Radio System Integrated Emergency Response 117)
4. Strict and religious implementation of PNP Integrated Patrol System
  - Review proper procedures in conducting patrol
5. Maintenance and deployment of a Provincial PNP Task Force to augment local PNP Units with criminality problems
6. Procurement and Creation of K9 Teams

Sector : DEVELOPMENT ADMINISTRATION

Sub-sector : Justice and Safety

Office/Agency: PHILIPPINE COAST GUARD (PCG)

---

## HIGHLIGHTS OF ACCOMPLISHMENTS IN CY 2013

### THE PHILIPPINE COAST GUARD UNDER ITS NEW MANDATE

Under **Republic Act Nr 9993** or “**The New Coast Guard Law of 2009**”, the Philippine Coast Guard (PCG) is established as an armed and uniformed service attached to the Department of Transportation and Communications (DOTC). However, in times of war, as declared by Congress, the PCG or parts thereof shall be attached to the Department of National Defense (DND).

The PCG is mandated under the new law to perform the following functions: Maritime Safety, Maritime Search and Rescue, Marine Environmental Protection, Maritime Law Enforcement and Maritime Security.

#### MARITIME SAFETY

In the aspect of maritime safety, the PCG is mandated to inspect all ships and watercrafts prior leaving port to ensure that they are seaworthy to undertake their voyage. Thus, Coast Guard Station Tagbilaran conducted Pre-Departure Inspection to all vessels before leaving port.

For Calendar Year 2013, Coast Guard Station Tagbilaran conducted a total of **17,341** pre-departure inspections compared to last year’s **16,826** to all ships and watercrafts plying the whole province of Bohol. However, in the issuance of **Special Permit to Load Dangerous Goods**, that function was taken by the Maritime Industry Authority (MARINA).

Further, a total of **79 Maritime Violation Receipts (MVR)** were issued for CY 2013 to different motor boats and motor bancas operating in Loboc and Panglao due to various maritime violations.

CGS Tagbilaran is also very active in providing sea marshal in any water related activities to ensure the safety and security of the participants.

Moreover, in the field of Navigational Safety, despite the unavailability of spare parts for Aids to Navigation, the Station was able to maintain the operational efficiency of some lighthouses in the AOR.

To complement, these are some of the other activities conducted by Coast Guard Station Tagbilaran in the field of Maritime Safety in the Province of Bohol:

DATE	ACTIVITIES
January 15, 2013	Coast Guard Station Tagbilaran provided sea marshal during the fluvial procession in honor of Sr. Sto. Nino, Patron Saint of Brgy Pitogo, Municipality of CPG, Bohol
January 19, 2013	Coast Guard Station Tagbilaran provided sea marshal at the Mactan Channel during the fluvial procession in honor of Sr. Sto. Nino de Cebu, Patron Saint of Cebu Province
January 26, 2013	Coast Guard Station Tagbilaran provided sea marshal at Panglao, Bohol during the fluvial procession in honor of Sr. Sto. Nino de Panglao from Brgy Libaong to Brgy Poblacion, Panglao, Bohol
January 27, 2013	Coast Guard Station Tagbilaran provided sea marshal at Dauis, Bohol during the fluvial procession in honor of Our Lady of Shrine
March 9, 2013	Coast Guard Station Tagbilaran acted as sea marshal in the Water Survival and Actual Simulation on How to Abandonship of Cristal E-College at Calipayan Beach, Tawala, Panglao
March 22, 2013	Coast Guard Station Tagbilaran provided sea marshal at Poblacion, Dauis, Bohol in connection with “ Inato Dragon Boat Competition”
March 23-25, 2013	Coast Guard Station Tagbilaran provided sea marshal at Poblacion, Dauis, Bohol in connection with the International Dragon Boat Competition
April 2013	Conducted Port State Control Inspection to cruise ship M/S Bremen at the Port of Tagbilaran
April 26-29, 2013	Coast Guard Station Tagbilaran provided sea marshal at Tubigon Wharf Bohol in connection with the “ Bangkarera Competition” during the Town Fiesta Celebration.
May 9, 2013	Coast Guard Station Tagbilaran provided sea marshal at Poblacion, Dauis, Bohol in connection with the 2 <sup>nd</sup> International Dragon Boat Competition
May 19, 2013	This station provided personnel to act as sea marshal during the Swimming Expedition of Mr. Martin Slisan, a Russian National, swimming from the Port of Catagbacan, Loon, Bohol to the shorelines of Argao, Cebu crossing the Cebu Strait.
August 4, 2013	Coast Guard Station Tagbilaran provided sea marshal at Talibon, Bohol during the “Boat Race Competition” sponsored by Cord Chemicals
August 16, 2013	Coast Guard Station Tagbilaran provided sea marshal at Brgy Bagacay, Talibon, Bohol during the fluvial procession of San Roque Parish
October 9, 2013	Coast Guard Station Tagbilaran provided sea marshal from Brgy Bolod, Panglao to Tagbilaran Strait in connection with the Kayak Asia Expedition
October 10, 2013	Coast Guard Station Tagbilaran provided sea marshal from Tagbilaran Strait to Brgy Bolod, Panglao in connection with the Kayak Asia Expedition



DATE	ACTIVITIES
October 11, 2013	Coast Guard Station Tagbilaran provided sea marshal from Brgy Bolod, Panglao to Virgin Island, Panglao in connection with the Kayak Asia Expedition
October 13, 2013	Coast Guard Station Tagbilaran provided sea marshal during the “Defy-123 Triathlon” at Bellevue Resort, Doljo, Panglao
December 7, 2013	Coast Guard Station Tagbilaran provided sea marshal at Loay, Bohol during the fluvial procession in honor of St. Francis Xavier
December 9, 2013	Coast Guard Station Tagbilaran provided sea marshal at Baclayon, Bohol during the fluvial procession in honor of Our Lady of Immaculate Concepcion
December 13, 2013	Assisted the MARINA and BFAR in the Joint Mobile Registration of commercial fishing vessels at JJ’s Seafood Village

### MARITIME SEARCH AND RESCUE

In the field of Maritime Search and Rescue, Coast Guard Station Tagbilaran undertook **24 Search and Rescue (SAR)** and assistance operations resulting to the rescue of **478 persons** and the recovery of the cadaver of **Maricris Mandin, 12 y/o** who drowned at Loboc River, **Mr. Raffy Pelonio**, a crew member of Cargo Barge Big Champ that ran aground at Guindulman Fish Port during the onslaught of Super Typhoon Yolanda on November 8, 2013, and **Mr. Cesar Moralde Pilapil** of Brgy Taloto, Tagbilaran City.

CGS Tagbilaran is also an active partner of the provincial government thru the Provincial Disaster Risk Reduction Management Council (PDRPMC) and the TARSIER 117.

Further, the following activities were undertaken during CY 2013 in the Province of Bohol:

DATE	ACTIVITIES
January 17, 2013	Coast Guard Station Tagbilaran conducted SAR operation to the drowned victim, <b>Maricris Mandin</b> , 12 Years Old of Brgy Ugpong, Loboc, Bohol
May 30, 2013	Facilitated the rescue of Motor Banca Meme-0 while transiting from Getafe Port enroute to Lapulapu City, Cebu with 60 passengers on board through their sister Motor Banca Meme-1. Subject Motor Banca encountered engine trouble at vicinity Pandanon Island.
June 17, 2013	Facilitated the towing of MV Wessam 8 with 128 passengers back to the Port of Tagbilaran using the Harbor Pilot boat. Subject vessel encountered Port Main Engine Propeller Shaft problems
July 22, 2013	Facilitated the towing of MV Starcraft 3 with 171 passengers on board at the vicinity of Mocaboc Island while enroute to Cebu City. Subject vessel was towed by her sister vessel MV Stracraft 1 enroute to Cebu

DATE	ACTIVITIES
July 26, 2013	Facilitated the rescue of the 17 passengers of Motor Banca Spirit of Norway which capsized at the marine sanctuary of Balicasag Island. The passengers were rescued by Motor Banca Wonder Lagoon which was in the vicinity of the incident during that time
August 6, 2013	Coast Guard Station Tagbilaran conducted retrieval operation to the cadaver of the late <b>Mr. Cesar Moralde Pilapil</b> , 66 y/o, a resident of Brgy Taloto, Tagbilaran City, at the seawaters off Gak-ang Island, Panglao
September 20, 2013	Coast Guard Station Tagbilaran together with Naval Detachment Balicasag conducted SAR Operation to Mr. Raul P Sesaldo of Boljoon, Cebu with his capsized motor banca at the seawaters off Baclayon, Bohol
October 2, 2013	Facilitated the rescue of the 7 Badjao fishermen at the seawaters off Balicasag Island. Said fishermen were rescued by MV Ocean Jet 5 and disembarked in Dumaguete City
October 12, 2013	Facilitated the rescue of one (1) fisherman, Mr. Renato Monsida which encountered big waves at vicinity 7.5 NM east of Alcoy, Cebu. His fishing boat was damaged. MV Lite Ferry 5 successfully rescued the person at vicinity seawaters off Baluarte, Cabilao, Loon
October 23, 2013	Coast Guard Station Tagbilaran together with DF 318 conducted SAR and Assistance Operations to Motor Banca 4R with 37 passengers on board at Brgy Napo, Loon, Bohol
November 8, 2013	Coast Guard Station Tagbilaran personnel assigned in Jagna, Bohol together with Jagna Emergency Rescue Unit and TARSIER 117 conducted SAR and Assistance Operations to the fifteen (15) crew members of the ill-fated Cargo Barge Big Champ and Roger that ran aground at Guindulman Fish Port on November 8, 2013 during Super Typhoon Yolanda. <b>Mr. Raffy Pelonio's</b> body was retrieved the following day.
November 8, 2013	Coast Guard Station Tagbilaran personnel together Special Operations Group (SOG) conducted SAR operation to the five (5) crew members of Cargo Barge Castor that ran aground at the seawaters off Brgy Bool, Tagbilaran City.
November 9, 2013	Coast Guard Station Tagbilaran personnel assigned in Balicasag Island rescued the passengers of Mbca Province of Bohol with three (3) crews on board at vicinity seawaters near Bohol Beach Club.
November 16, 2013	Coast Guard Station Tagbilaran personnel assigned in CPG town provided assistance to Motor Banca Titcor which encountered engine trouble at Brgy Caniwan, Maasin, Southern Leyte. Subject motorbanca departed Calape, Bohol to distribute relief goods in Leyte. All the nine (9) passengers and two (2) crews were rescued and towed back to Ubay, Bohol
November 24, 2013	Facilitated the rescue of the 152 passengers of M/V Starcraft 5 which ran aground vicinity seawaters off Hilutungan Island, Cordova, Cebu. Motorbanca Clemer 5 and Motorbanca Angel from Getafe, Bohol

DATE	ACTIVITIES
	successfully rescued all the passengers and ferried same to Getafe Port

### MARINE ENVIRONMENTAL PROTECTION

In the aspect of marine environmental protection, Coast Guard Station Tagbilaran is an active partner of the provincial government in the protection and preservation of Bohol's marine resources. CGS Tagbilaran has been an active member of the Danao Bank Double Barrier Reef Council, Bohol Coastal Resources Management Task Force (BCRMTF), Bohol Rescue Unit for Marine Wildlife, Task Force Dolphin, Coastal Restoration Of Amazing Balicasag (CRAB), and the Marine Protected Area (MPA) Technical Working Group. CGS Tagbilaran also works closely with the Panglao- Dauis- Baclayon (PADAYON) Bohol Marine Triangle Inc as regards to the protection and preservation of the marine resources of these areas.

Further, to preserve and protect our marine resources, CGS Tagbilaran has conducted the following activities:

DATE	ACTIVITIES
January 11, 2013	Coast Guard Station Tagbilaran participated a coral reef rehabilitation activity held Black Forest Dive Site in Balicasag.
February 21, 2013	Coast Guard Station Tagbilaran participated in the seeding of 100 Giant Clams at the fish sanctuary in Bingag, Dauis, Bohol
Feb 26- Mar 1, 2013	Coast Guard Station Tagbilaran participated in the conduct of environmental scanning and underwater assessment of the extent of damage brought about by Typhoon Pablo to the coral reefs and major dive sites at Balicasag Island
March 26-28, 2013	Coast Guard Station Tagbilaran participated in the conduct of underwater and socio-economic survey/ assessment of the impact of damage brought by Typhoon Pablo
April 8, 2013	Coast Guard Station Tagbilaran participated in the seeding and dispersal of Giant Clams Balicasag Island, Panglao
April 12, 2013	Coast Guard Station Tagbilaran participated in the seeding and dispersal of Giant Clams at the Marine Protected Area of Brgy Badiang, Anda, Bohol
April 19, 2013	Coast Guard Station Tagbilaran participated in the seeding and dispersal of Giant Clams at the Marine Protected Area of Brgy Basdio, Guindulman, Bohol
May 3, 2013	Coast Guard Station Tagbilaran participated in the Coastal Clean-up at the Port of Tagbilaran and its environs during the " Month of the Ocean Celebration"
May 9, 2013	Coast Guard Station Tagbilaran participated in the seeding and dispersal of Giant Clams at the Marine Protected Area of Brgy Bingag, Dauis, Bohol
May 29, 2013	Coast Guard Station Tagbilaran participated in the Mangrove Planting

DATE	ACTIVITIES
	Activity at Brgy Guiwanon, Maribojoc, Bohol during the “Month of the Ocean Celebration”
June 8, 2013	Coast Guard Station Tagbilaran participated in the Coastal Clean-up at the shorelines of K of C Driveway and its environs in cooperation with Bohol Paddlers Association
June 25, 2013	Coast Guard Station Tagbilaran participated in the Coastal Clean-up at the shorelines of K of C Driveway and its environs during the “Day of Filipino Seafarers Celebration”
September 21, 2013	Coast Guard Station Tagbilaran participated in the Province wide Coastal Clean-up in connection with the Maritime Week Celebration
October 10, 2013	Coast Guard Station Tagbilaran participated in the seeding and dispersal of Giant Clams at the Marine Protected Area of Brgy Sinandigan, Ubay, Bohol
October 18, 2013	Coast Guard Station Tagbilaran together with Marine Environmental Protection Unit conducted site inspection in connection with the reported oil spill at 3 Nautical Miles off Doljo Point, Panglao
October 29, 2013- December 31, 2013	Continuously monitoring the reported oil spill at the seawaters off 3 NM of Doljo Point, Panglao, Bohol of the reported cargo vessel (MV Wilcon 1) that sank in the area in 1994.

#### **MARITIME SECURITY/MARITIME LAW ENFORCEMENT**

In the pursuit of a safe and secure maritime environment, CGS Tagbilaran work closely with the other law enforcement agencies such as the Bohol Provincial Police Office, Tagbilaran City Police Office, Philippine Ports Authority, 2<sup>nd</sup> Special Forces Battalion of the Philippine Army, and other stakeholders.

CGS Tagbilaran also works closely with the Panglao-Dauis- Baclayon (PADAYON) Bohol Marine Triangle Inc as regards to the law enforcement concern of these three municipalities. Further, CGS Tagbilaran also intensified its efforts to get rid of illegal motorbanca and boat operators plying the AOR. This station has issued a total of **79 Maritime Violation Receipts (MVR)** to all violators to include the owners/operators of floating restaurants in Loboc and Cortes, Bohol.

Listed below are some of the activities conducted by CGS Tagbilaran in the performance of its maritime security/maritime law enforcement function:

DATE	ACTIVITIES
Jan 1- Dec 31, 2013	Coast Guard Station Tagbilaran personnel assigned in Panglao and Balicasag conducted daily foot patrol along the shorelines of Alona Beach Resort, Dumaluan Beach Resort and its adjacent environs and the Island of Balicasag
Jan 1- Dec 31, 2013,	Coast Guard Station Tagbilaran provided K-9 unit at the Pier Area to augment the security provided by the PPA at the Passenger Terminal building
January 26, 2013	Coast Guard Station Tagbilaran personnel conducted paneling at the Tagbilaran City Airport, Bellevue Resort, and Panglao Island Nature

DATE	ACTIVITIES
	Resort in connection with the visit of Chinese Ambassador, Her Excellency Ma Keqing to the Province of Bohol
January 27, 2013	Coast Guard Station Tagbilaran personnel conducted paneling at the Bohol Bee Farm, Bohol Biodiversity Complex, and Loboc Tourism Complex in connection with the visit of Chinese Ambassador, Her Excellency Ma Keqing to the Province of Bohol
January 27, 2013	Coast Guard Station Tagbilaran provided security escort to Her Excellency Ma Keqing during her Loboc River Cruise activity
January 28, 2013	Coast Guard Station Tagbilaran personnel conducted paneling at the Bohol Cultural Center, Bohol Tropics Resort in connection with the visit of Chinese Ambassador, Her Excellency Ma Keqing to the Province of Bohol
January 29, 2013	Coast Guard Station Tagbilaran personnel conducted paneling at the Tagbilaran City Airport in connection with the departure of Chinese Ambassador, Her Excellency Ma Keqing to the Province of Bohol
February 13, 2013	Coast Guard Station Tagbilaran personnel conducted paneling at the Balilihan Covered Court, Gerarda Restaurant, Metro Center Hotel, City Square, and Tagbilaran City Airport in connection with the visit of His Excellency Vice President Jejomar Binay to Bohol
March 1, 2013	Coast Guard Station Tagbilaran personnel conducted paneling at the St. Joseph the Worker Cathedral during the arrival of the relics of St. Therese of the Child Jesus and the Holy Face
March 2, 2013	Coast Guard Station Tagbilaran personnel conducted paneling at the Our Lady of Light during the Parish in Loon, Bohol during the visit of the relics of St. Therese of the Child Jesus and the Holy Face
March 8-15, 2013	Coast Guard Station Tagbilaran provided Passenger Assistance Center (PAC) during the "Oplan Ligtas Byahe Semana Santa 2013"
March 30-31, 2013	Coast Guard Station Tagbilaran provided DF 318 to conduct maritime patrol at the seawaters of Panglao, Bohol in connection with the Easter Sunday Celebration
July 24-25, 2013	Coast Guard Station Tagbilaran provided DF 318 to conduct maritime patrol at the seawaters of Balicasag Island in connection with their Fiesta Celebration
Sept 21-22, 2013	Coast Guard Station Tagbilaran personnel to conduct paneling at Bohol Tropics Resort during the Convention of the Prime Event Group
December 18, 2013	Coast Guard Station Tagbilaran provided Passenger Assistance Center (PAC) during the "Oplan Ligtas Byahe Krismas 2013"

## ACTIVITIES DURING THE 7.2 MAGNITUDE EARTHQUAKE

### RELIEF/FERRY OPERATION

DATE	ACTIVITIES
October 16, 2013	Dispatched Coast Guard Patrol Boat DF 318 ferried rescue volunteers from MMDA, Rescue 926, TARSIER 117, and GMA 7 to Loon for Search and Rescue Operation



DATE	ACTIVITIES
October 16, 2013	Coast Guard Patrol Boat DF 318 ferried four (4) patients from Loon, Bohol and evacuated same to Tagbilaran City for immediate medical assistance
October 17, 2013	PCG Vessel BRP EDSA (SARV 002) arrived at the Port of Tagbilaran to unload tons of relief goods from Cebu. Coast Guard Station Tagbilaran personnel unloaded relief goods at the Port of Tagbilaran from BRP Edsa (SARV 002) and transported same to Brgy Napo, Loon, Bohol through motor banca volunteers
October 17, 2013	Dispatched Coast Guard Patrol Boat DF 318 and ferried rescue volunteers from PNP, Rescue 926, TARSIER 117, and GMA 7 to Brgy Napo, Loon for Search and Rescue Operation
October 17, 2013	Coast Guard Patrol Boat DF 318 ferried three (3) patients from Loon, Bohol and evacuated same to Gallares Memorial Hospital for medical evacuation
October 18, 2013	Coast Guard Patrol Boat DF 318 dispatched and ferried 17 rescue volunteers from Special Rescue Unit of the BFP to Loon, Bohol
October 19, 2013	Coast Guard Patrol Boat DF 318 dispatched to Loon, Bohol to ferry Philippine Red Cross Personnel to conduct medical mission
October 19, 2013	PCG Vessel BRP PAMPANGA (SARV 003) arrived and unloaded all her relief goods on board and turned over them to DSWD
October 20, 2013	DF 318 departed Tagbilaran Port to ferry medical personnel from Negros Oriental Emergency Foundation headed by Dra. Rosalina Yu together with relief goods enroute to Catagbacan, Loon, Bohol
October 20, 2013	DF 318 returned to station with personnel from Negros Oriental Emergency Foundation and volunteers from the LGU of Bohol
October 21, 2013	PCG Vessel BRP EDSA (SARV 002) and unloaded 1,167 sacks of relief goods
October 21, 2013	PCG Vessel BRP EDSA (SARV 002) arrived coming from Cebu City and unloaded 1,167 sacks of relief goods
October 22, 2013	Coast Guard Patrol Boat DF 318 dispatched to Catagbacan, Loon, Bohol to ferry DSWD personnel and some volunteers together with 120 sacks of relief goods
October 23, 2013	Coast Guard Patrol Boat DF 318 dispatched to Loon, Bohol to ferry DSWD personnel together with 280 sacks of relief goods and 176 boxes of mineral water
October 24, 2013	PCG Vessel BRP Nueva Vizcaya (SARV 3502) arrived at the Port of Tubigon laden with 560 boxes of mineral from Gawad Kailinga Foundation
October 24, 2013	Coast Guard Station Tagbilaran dispatched SOG personnel to Abatan Bridge in Cortes, Bohol to assist the patients from Loon, Maribojoc, Antequera to cross the Abatan River and transport them to the City of Tagbilaran. Ferried three (3) patients
October 25, 2013	Coast Guard Patrol Boat DF 318 dispatched to the reported oil sheen at 3 NM Northwest off Doljo Pt, Panglao, Bohol with TV 5, GMA 7 and Solar News personnel
	SOG personnel of CGS Tagbilaran ferried four (4) patients from Loon,

DATE	ACTIVITIES
October 25, 2013	Maribojoc and Antequera area to the other side of Abatan River for their immediate medical evacuation to the hospitals in Tagbilaran City
October 26, 2013	PCG Vessel BRP Nueva Vizcaya (SARV 3502) transported relief goods from Cebu and unloaded same to the Port of Tubigon with 25 volunteers from global hub
October 26, 2013	SOG personnel of CGS Tagbilaran ferried five (5) patients from Loon, Maribojoc and Antequera area to the other side of Abatan River for their immediate medical evacuation to the hospitals in Tagbilaran City
October 27, 2013	SOG personnel of CGS Tagbilaran ferried four (4) patients from Loon, Maribojoc and Antequera area to the other side of Abatan River for their immediate medical evacuation to the hospitals in Tagbilaran City
October 28, 2013	SOG personnel of CGS Tagbilaran ferried two (2) patients from Loon, Maribojoc and Antequera area to the other side of Abatan River for their immediate medical evacuation to the hospitals in Tagbilaran City
October 29, 2013	SOG personnel of CGS Tagbilaran ferried five (5) patients from Loon, Maribojoc and Antequera area to the other side of Abatan River for their immediate medical evacuation to the hospitals in Tagbilaran City
October 30, 2013	SOG personnel of CGS Tagbilaran ferried five (5) patients from Loon, Maribojoc and Antequera area to the other side of Abatan River for their immediate medical evacuation to the hospitals in Tagbilaran City
October 31, 2013	SOG personnel of CGS Tagbilaran ferried two (2) patients from Loon, Maribojoc and Antequera area to the other side of Abatan River for their immediate medical evacuation to the hospitals in Tagbilaran City
November 1, 2013	SOG personnel of CGS Tagbilaran ferried five (5) patients from Loon, Maribojoc and Antequera area to the other side of Abatan River for their immediate medical evacuation to the hospitals in Tagbilaran City
November 2, 2013	SOG personnel of CGS Tagbilaran ferried one (1) patient from Antequera to the other side of Abatan River for their immediate medical evacuation to the hospitals in Tagbilaran City
November 3, 2013	SOG personnel of CGS Tagbilaran ferried six (6) patients from Loon, Maribojoc and Antequera area to the other side of Abatan River for their immediate medical evacuation to the hospitals in Tagbilaran City
November 4, 2013	SOG personnel of CGS Tagbilaran ferried six (6) patients from Loon, Maribojoc and Antequera area to the other side of Abatan River for their immediate medical evacuation to the hospitals in Tagbilaran City
November 3, 2013	SOG personnel of CGS Tagbilaran ferried six (6) patients from Loon, Maribojoc and Antequera area to the other side of Abatan River for

DATE	ACTIVITIES
	their immediate medical evacuation to the hospitals in Tagbilaran City
November 4, 2013	SOG personnel of CGS Tagbilaran ferried six (6) patients from Loon, Maribojoc and Antequera area to the other side of Abatan River for their immediate medical evacuation to the hospitals in Tagbilaran City
November 5, 2013	SOG personnel of CGS Tagbilaran ferried three (3) patients from Loon, Maribojoc and Antequera area to the other side of Abatan River for their immediate medical evacuation to the hospitals in Tagbilaran City
November 6, 2013	SOG personnel of CGS Tagbilaran ferried four (4) patients from Loon, Maribojoc and Antequera area to the other side of Abatan River for their immediate medical evacuation to the hospitals in Tagbilaran City
November 9, 2013	SOG personnel of CGS Tagbilaran ferried five (5) patients from Loon, Maribojoc and Antequera area to the other side of Abatan River for their immediate medical evacuation to the hospitals in Tagbilaran City
November 10, 2013	SOG personnel of CGS Tagbilaran ferried two (2) patients from Loon, Maribojoc and Antequera area to the other side of Abatan River for their immediate medical evacuation to the hospitals in Tagbilaran City
November 11, 2013	SOG personnel of CGS Tagbilaran ferried five (5) patients from Loon, Maribojoc and Antequera area to the other side of Abatan River for their immediate medical evacuation to the hospitals in Tagbilaran City
November 13, 2013	SOG personnel of CGS Tagbilaran ferried seven (7) patients from Loon, Maribojoc and Antequera area to the other side of Abatan River for their immediate medical evacuation to the hospitals in Tagbilaran City
November 14, 2013	SOG personnel of CGS Tagbilaran ferried six (6) patients from Loon, Maribojoc and Antequera area to the other side of Abatan River for their immediate medical evacuation to the hospitals in Tagbilaran City
November 16, 2013	SOG personnel of CGS Tagbilaran ferried two (2) patients from Loon, Maribojoc and Antequera area to the other side of Abatan River for their immediate medical evacuation to the hospitals in Tagbilaran City
November 17, 2013	SOG personnel of CGS Tagbilaran ferried seven (7) patients from Loon, Maribojoc and Antequera area to the other side of Abatan River for their immediate medical evacuation to the hospitals in Tagbilaran City
November 19, 2013	SOG personnel of CGS Tagbilaran ferried two (2) patients from Loon, Maribojoc and Antequera area to the other side of Abatan River for their immediate medical evacuation to the hospitals in Tagbilaran City
November 20, 2013	SOG personnel of CGS Tagbilaran ferried two (2) patients from Loon,

DATE	ACTIVITIES
	Maribojoc and Antequera area to the other side of Abatan River for their immediate medical evacuation to the hospitals in Tagbilaran City
November 21, 2013	SOG personnel of CGS Tagbilaran ferried five (5) patients from Loon, Maribojoc and Antequera area to the other side of Abatan River for their immediate medical evacuation to the hospitals in Tagbilaran City
November 22, 2013	SOG personnel of CGS Tagbilaran ferried one (1) patient from Maribojoc to the other side of Abatan River for their immediate medical evacuation to the hospitals in Tagbilaran City

#### SEARCH AND RETRIEVAL OPERATION

October 18, 2013	Coast Guard Station Tagbilaran dispatched K-9 personnel to conduct search and retrieval operation at Brgy Viga, Antequera, Bohol. Recovered two (2) dead bodies
October 19, 2013	Coast Guard Station Tagbilaran K-9 personnel continued the conduct search and retrieval operation at Brgy Viga, Antequera, Bohol.
October 19, 2013	Coast Guard Station Tagbilaran dispatched K-9 personnel to conduct search and retrieval operation at Brgy Villaflor, Clarin, Bohol.
October 20, 2013	SAR and Retrieval Operation at Brgy Villaflor, Clarin Continued
October 21, 2013	SAR and Retrieval Operation at Brgy Villaflor, Clarin, Bohol at stall while waiting for further instruction.
October 22, 2013	Coast Guard Station Tagbilaran transferred K-9 personnel in Clarin to conduct search and retrieval operation at Brgy Cogon and Brgy Tosu Sur, Balilihan, Bohol.
October 22, 2013	Coast Guard Station Tagbilaran dispatched SOG personnel to conduct search and retrieval operation at Brgy Katipunan, Sagbayan, Bohol to the three (3) missing children.
October 23, 2013	K-9 personnel conducting search and retrieval operation at Brgy Cogon, Balilihan, Bohol successfully retrieved one (1) cadaver
October 24, 2013	Coast Guard Station Tagbilaran K-9 personnel successfully retrieved the cadaver of Mr. Genaro Manatad at Brgy Cogon, Balilihan, Bohol
October 25, 2013	Coast Guard Station Tagbilaran dispatched K-9 personnel to conduct search and retrieval operation at Brgy San Jose, Inabanga, Bohol. Retrieved one (1) cadaver

### MEDICAL MISSIONS

October 21, 2013	PCG Medical personnel together with DOH personnel, DSWD, student volunteers from Holy Name University conducted medical mission to Brgy Talisay and Madangod, Panggangan Island, Calape. Treated 51 patients
October 23, 2013	PCG Medical personnel conducted medical mission at Tubigon Community Hospital with the presence of Mayor Amila and Dr. Bob Batausa. Treated 116 patients
October 26, 2013	Four (4) PCG Medical personnel together with 16 members of the 161 <sup>st</sup> Philippine Coast Guard Auxiliary Squadron conducted medical mission at Cambague, Sevilla.
October 26, 2013	Another PCG medical personnel conducted medical mission at Brgy Cabawan, Maribojoc, Bohol. Treated 103 patients
October 27, 2013	Four (4) PCG Medical personnel together with 16 members of the 161 <sup>st</sup> Philippine Coast Guard Auxiliary Squadron personnel conducted medical mission at Brgy Panaytayon, Tubigon. Treated more or less 500 patients for their two (2)- day medical mission.
October 30, 2013	PCG medical personnel conducted medical mission at Loon, Bohol.
October 31, 2013	PCG medical personnel continued their medical mission at Loon, Bohol. Treated 84 patients with various ailments
November 1, 2013	PCG medical personnel continued their medical mission at Loon, Bohol. Treated a total of 137 patients for the duration of the medical mission for patients with various ailments
November 2, 2013	PCG Medical Mission terminated



**MARITIME SEARCH AND RESCUE OPNS (MARSAR)**

**(TRANSPORTING PATIENTS INTO THE OTHER SIDE OF ABATAN RIVER)**



**(SEARCH AND RETRIEVAL OPERATION IN BALILIHAN BOHOL)**





MARITIME SAFETY (MARSAF)

(MARSHALL ON EVERY FLUVIAL PROCESSION)



MARITIME ENVIROMENTAL PROTECTION (MAREP)

(GIANT CLAM SEEDING AND DISPERSAL)



**(COASTAL CLEAN-UP)**



**(MANGROVE PLANTING)**





**SUPPORT TO RESCUE / RELIEF OPERATIONS**



**PCG Assistance to Patients from Maribojoc, Loon, Calape Area**



**Relief Operation in Loon, Maribojoc and Calape Area**





**Rescue and Retrieval Operation with other SAR Volunteers**



**Medical Mission to the Affected Municipalities**



**PANELING AT VESSELS**





### FERRYING OF RESCUERS



### MARITIME SAFETY (INSPECTION OF DOCUMENTS AND SAFETY OF LIFE EQUIPMENT OF MOTORIZED BANCA IN PANGALO, BOHOL)



**Sector : DEVELOPMENT ADMINISTRATION**

**Sub-sector : Justice and Safety**

**Office/Agency: PAROLE AND PROBATION ADMINISTRATION (BOHOL OFFICE I)**

---

## **HIGHLIGHTS OF ACCOMPLISHMENTS IN CY 2013**

### **The Administration**

The Probation Administration was created to administer the probation system by virtue of Presidential Decree No. 968, the “Adult Probation Law of 1976.”

Pursuant to Executive Order No. 292 (the Administrative Code of 1987), the Probation Administration was renamed “Parole and Probation Administration” on November 23, 1989. With the renaming came the added function of supervising prisoners released on parole or are granted pardon with parole conditions.

In 1991, PPA-DOJ was authorized to conduct pre-parole/pardon investigation in accordance with Board of Pardons and Parole Resolution No. 229.

With the advent of RA 9165 – the drugs law of 2002, the agency was tasked by the Dangerous Drugs Board to conduct investigation and supervision of first time minor drug offenders. Lately, under Section 54 of the same law, Regional Directors, CPPOs and some PPOs were deputized as DDB authorized representatives to process and petition the courts for voluntary submission to a treatment and rehabilitation centers nationwide.

Executive Order No. 468 dated October 11, 2005 mandated the revitalization of the Volunteer Probation Aide (VPA) program which was first and foremost provided for in PD 968.

### **Functions**

To carry out these goals, the Agency, through its network of regional and field parole and probation offices, perform the following functions:

- a. To administer the parole and probation system;
- b. To exercise supervision over parolees, pardonees and probationers; and
- c. To promote the correction and rehabilitation of criminal offenders.

### **VISION**

A model component of the Philippine Correctional System that shall enhance the quality of life of its clients through multi-disciplinary programs and resources, an efficient organization and a highly professional and committed workforce in order to promote social justice and development.

**MISSION**

To rehabilitate probationers, parolees and pardonees and promote their development as integral persons by utilizing innovative interventions and techniques which respect the dignity of man and recognize his divine destiny.

**COMMITMENT**

We, at the Parole and Probation Administration, commit ourselves to treat all people fairly, openly and with respect, work at all times to bring out the best in people, reconcile offenders and communities, recognizing the obligation of both, observe the Code of Ethics (RA 6713) for government officials and employees.

**I. Physical and Jurisdictional Set-up****1. Location**

- A. The main Office is located at the following address:

Bohol Province Parole and Probation Office No. 1  
Hall of Justice, New Capitol Site  
6300 City of Tagbilaran

- B. The Sub-Office is located at:

Bohol Province Parole and Probation Office No. 1  
Guindulman Sub-Office, Municipal Bldg.  
6310 Guindulman, Bohol

- C. The fastest and most effective way of contacting the main Office is thru telephone at (038) 411-4187 (PLDT). The Office can also be reached thru the Internet with its email address: [dojppa7\\_bhlp1@yahoo.com](mailto:dojppa7_bhlp1@yahoo.com).

**2. Accessibility in Terms of Roads and Means of Transportation**

Since the main Office is located in the capital city of Tagbilaran, it is accessible from all municipalities within its jurisdiction. Clients from the eastern seaboard of the province will take a bus to the satellite terminal in Dao, Tagbilaran City, then they will take two jeepney rides or motorcycle to the office. The Sub-Office in Guindulman, Bohol is likewise accessible from all municipalities under its jurisdiction.

### 3. Area of Jurisdiction

This Office covers a total of twenty-one (21) municipalities of the 3rd congressional district of Bohol circuted into ten (10) Municipal Circuit Trial Courts. The Sub-Office has jurisdiction over ten (10) municipalities and five (5) MCTCs.

#### List of Municipalities served by the main Office of BPPPO 1 with the corresponding Mayors and Vice-Mayors

Municipality	Mayor	Vice-Mayor
1. Baclayon	Alvin J. Uy	Jodel Theodore C. Cabahug
2. Alburquerque	Efren D. Tungol	Cayetano G. Doria Jr.
3. Loay	Rosemarie L. Imboy	Florencio B. Tejano
4. Lila	Regina C. Salazar	Frederick H. Raut
5. Loboc	Helen C. Alaba	Pablito D. Sumampong
6. Bilar	Norman D. Palacio	Arnold M. Calamba
7. Sevilla	Juliet B. Dano	Maria Emily D. Daga-ang
8. Carmen	Ricardo Francisco A. Toribio	Pedro E. Budiongan
9. Batuan	Francisco C. Pepito	Antonio M. Jumawid
10. Sierra-Bullones	Simplicio C. Maestrado Jr.	Alfredo U. Gamalo
11. Pilar	Necitas T. Cubrado	Wilson L. Pajo

#### List of Municipalities served by the Sub-Office with the corresponding Mayors and Vice-Mayors

Municipality	Mayor	Vice-Mayor
1. Valencia	Maria Katrina L. Lim	Jorge M. Buslon
2. Dimiao	Danilo M. Guivencan	Jaime B. Balbon
3. Jagna	Fortunato R. Abrenilla	Bonifacio J. Virtudes Jr.
4. Garcia-Hernandez	Tita B. Gallentes	Lito O. Dajalos
5. Duero	Conrada C. Amparo	Ronald A. Felisilda
6. Guindulman	Maria Fe A. Piezas	Elpidio L. Bonita
7. Candijay	Christopher B. Tutor	Jesse M. Sales
8. Anda	Metodio L. Amper	Angelina B. Simacio
9. Alicia	Marnilou S. Ayuban	Basilio H. Balahay
10. Mabini	Esther F. Tabigue	Juanito L. Jayoma

#### Courts served by BPPPO 1 with corresponding Judges

Court	Presiding Judge
Regional Trial Court, Br. 50, Loay, Bohol	Hon. Dionisio R. Calibo, Jr.
Regional Trial Court, Br. 51, Carmen, Bohol	Hon. Patsita S. Gamutan
13th MCTC Loay-Albur-Baclayon	Hon. Alejandro T. Canda
12th MCTC Lila-Loboc	Hon. Lindecita C. Arcamo
15th MCTC Bilar-Sevilla	Hon. Olivia C. Migriño-Mende

16th MCTC Carmen-Batuan  
17th MCTC Sierra Bullones-Pilar

Hon. Samuel A. Biliran  
Hon. Glenn P. Pergamino

### Courts served by the Sub-Office with corresponding Judges

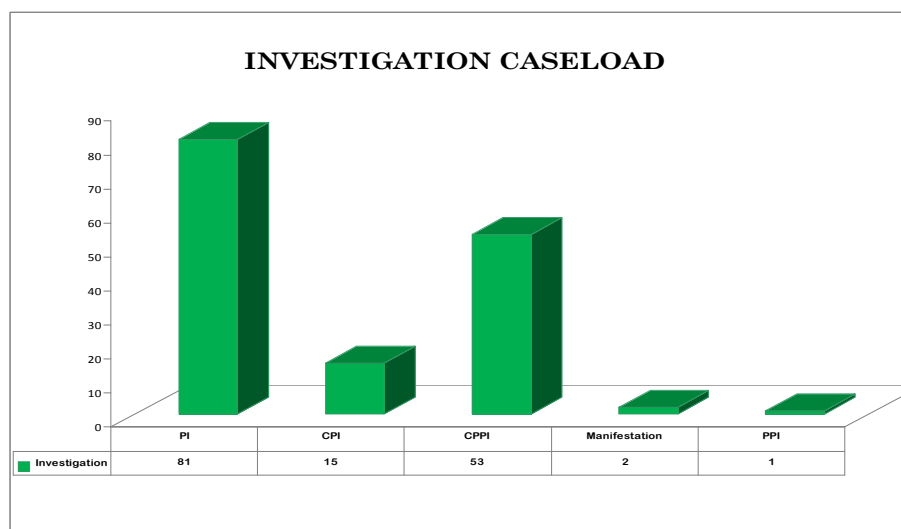
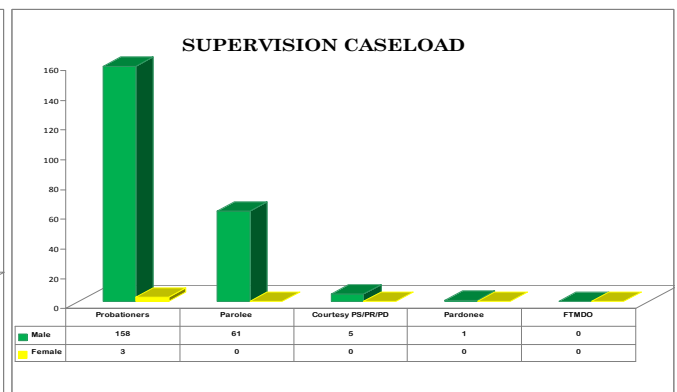
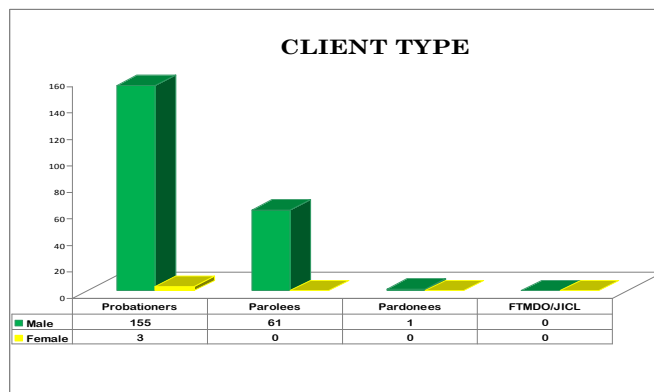
#### Court

Regional Trial Court, Br. 50, Loay, Bohol  
Regional Trial Court, Br. 51, Carmen, Bohol  
11th MCTC Valencia-Dimiao  
10th MCTC Jagna-Garcia Hernandez  
9th MCTC Guindulman-Duero  
8th MCTC Candijay-Anda  
7th MCTC Alicia-Mabini

#### Presiding Judge

Hon. Dionisio R. Calibo, Jr.  
Hon. Patsita S. Gamutan  
Hon. Jennifer Chavez-Marcos  
\* Hon. Perpetuo Magallano, Jr.  
Hon. Perpetuo Magallano, Jr.  
Hon. Ciriaco Bautista  
Hon. George Uba

\* *Acting Presiding Judge*





**GOVERNMENT SAVINGS THROUGH THE PAROLE AND PROBATION SYSTEM**  
**In terms of Prisoner's Maintenance**

Particulars	Calendar Year	
	2012	2013
A. Prisoner's Daily Per Capita* Maintenance	<b>P 50.00</b>	<b>P 50.00</b>
B. No. of Clients Supervised (Probationers / Parolees / Pardonees including Courtesy Supervision)	<b>186</b>	<b>220</b>
C. Annual Maintenance Cost of Prisoners ( A X B X 365 days)	<b>P 3,394,500.00</b>	<b>P 4,015,000.00</b>
D. Total Amount of Expenses for Office Operations **	<b>P 1,985,000.00</b>	<b>P 1,585,000.00</b>
E. Estimated Savings (C – D)	<b><u>P 1,409,550.00</u></b>	<b><u>P 2,430,000.00</u></b>

*Source of Data: Provincial Budget Section, BJMP, BDJ*

*\*Excludes prisoner's other basic needs such as snacks, laundry, medicine, clothes, blankets, etc.*

*\*\*Personnel Salaries, Janitorial services, TEV, RATA, Office supplies, mailing expenses, ACA/PERA bonuses, uniform allowance*

**PROBATIONER'S / PAROLEES' / PARDONEES' INDEMNIFICATION OF CIVIL LIABILITY**

Particular	Calendar Year 2013
A. Total Number of Clients with Civil Liability	<b>101</b>
B. Amount of Civil Liability	
Start of Year	<b>P 4,132,391.77</b>
Amount Added During the Year	<b>P 376,400.00</b>
Total	<b>P 4,508,791.77</b>
Less: Amount Collected During the Year	<b>P 3,000.00</b>
Civil Liability of Terminated Clients	<b>P 510,000.00</b>
C. Balance of Civil Liability	<b><u>P 3,995,791.77</u></b>

**Table 1**

## ADMINISTRATION OF THE PROBATION AND PAROLE SYSTEM

### 1. Probation Investigation Caseload

Status	N
Post Sentence Investigation Completed	
a. PSI Reports	81
b. Manifestation/Petitions	2
Active Investigation	0
<b>TOTAL</b>	<b>83</b>

### 2. Court Disposition of Probation Investigation

Disposition	N
Granted	66
Denied	0
Disqualified	1
Died	1
Transferred	0
Pending in Court	46
<b>TOTAL</b>	<b>68</b>

### 3. Status of Probation Supervision

Status	N
Supervision Cases, end of 2012	129
Received for Supervision	81
Successfully Terminated	49
Revoked	1
Died	0
Withdrawn	0
Transferred	3
Active Supervision, end of 2013	158
<b>TOTAL</b>	<b>158</b>

### 4. Pre-Parole/Executive Clemency Investigation

Status	N
Pre-Parole/Executive Clemency Investigation Completed	1
a. Recommended for Parole	1
b. Recommended for Comm. of Sentence	0
c. Recommended for Cond. Pardon	0

d. Recommended for Absolute Pardon	0
e. Recommended for Denial	0
Active Investigation	0
<b>TOTAL</b>	<b>1</b>

### 5. Status of Parole Supervision

<b>S t a t u s</b>	<b>N</b>
Supervision Cases, end of 2012	48
Received for Supervision	18
Final Release and Discharge	6
Arrested/Recommitted	3
Transferred	0
Died	0
Active Supervision, end of 2013	61
<b>TOTAL</b>	<b>61</b>

### 6. Status of Pardon Supervision

<b>S t a t u s</b>	<b>N</b>
Supervision Cases, end of 2012	1
Received for Supervision	0
Final Release and Discharge	0
Arrested/Recommitted	0
Died	0
Active Supervision, end of 2013	1
<b>TOTAL</b>	<b>1</b>

### 7. Courtesy Probation Investigation Caseload

<b>Status</b>	<b>N</b>
Courtesy Investigation Received	15
Courtesy Investigation Submitted	15
Active Courtesy Probation Investigation	0
<b>TOTAL</b>	<b>15</b>

### 8. Courtesy Pre-Parole/Exec. Clemency Investigation Caseload

<b>Status</b>	<b>N</b>
Courtesy Pre-Parole/Exec. Clemency Investigation Received	53
Courtesy Pre-Parole/Exec. Clemency Investigation Submitted	53
Active Courtesy Pre-Parole/Exec. Clemency Investigation	0
<b>TOTAL</b>	<b>53</b>

## **Performance by Strategic Pathways**

### ***A. Building the Image of the Agency***

The office has conducted a series of formal information drives about the salient features of probation, parole and executive clemency as well of its three-pronged programs. Through this activity, the office has increased its recruited Volunteer Probation Aides (VPA) to eighty-two (82), most of whom are barangay captains, four ABC presidents and two municipal councilors, one from the town of Lila and one from Sierra Bullones.

Zero revocation rate has always been aspired of by the office so much so that the clients have always been monitored and reminded to stay away from troubles and strives to be a productive and peaceful member of the community. Out of the two hundred twenty (220) clients of the office, only one client was revoked for a very low revocation of 0.45%.

Inter-agency participation has also contributed to the building of image of the agency. The CPPO regularly attends the Provincial Peace and Order Council and a member of the sub-committee on Development and Administration. He also regularly attends HEAT-IT Caravan, a brainchild of Governor Edgar Chatto to bring closer to people the services of the government and other private stakeholders. HEAT-IT stands for Health, Economic, Agriculture, Technology, Information and Technology.

Speedy disposition of investigation cases is being given special priority by the office especially for those clients/applicants that are still detained in jail. With the retirement of SPPO Cecilia C. Galagar last March, 2013, the brunt of investigation cases fell on the lean shoulder of PPO II Florita L. Vitor. The latter disposed her assigned cases swiftly with an average of only 24 days per Post Sentence Investigation Report (PSIR) case and only 8 days per Courtesy Pre-Parole Investigation (CPPI) case. She was adjudged as the Best Probation and Parole Officer for 2013 by the PRAISE Award Committee. The office also bagged the award on Field Office with the Highest Investigation Disposition Award on this year edition of awarding.

### ***B. Program Sustainability***

The office sustains the programs of the office particularly the Therapeutic Community (TC) Ladderized Program, Volunteerism and Restorative Justice System.

In the area of TC, the office has an on-going six (6) TC programs. There are two TC Phases being conducted for each of the three reporting centers under this office. Thus, TC Phase 1 and 4 are being held monthly for the reporting centers in Tagbilaran City, Carmen and Guindulman. All clients of this office are undergoing TC program. A residential TC seminar for this year was not able to push through because of the results of the calamities during the last quarter.

Bent on transforming in weakness into strength, the office bounced from last year's low Volunteer Probation Aides (VPAs) recruits of 1:11 of VPA to client ratio to this year's 1:2 ratio based on the list of new recruits submitted to the regional office. After the profiling of its clients, the office embarked on series of information drives on different LGU's for information dissemination and for VPA recruitment purposes.

After its information drive in the town of Lila, the office personnel trooped to far-flung LGUs of Alicia, Mabini, Duero and Sierra Bullones where, per records, are still lacking in VPAs. An information drive was also conducted by the office at the University of Bohol (U.B.) wherein students of the Criminology Department attended.

Next stop for the office information blitz are the big towns of Carmen and Sierra Bullones.

Related to this development, the office – in coordination with the two other offices in the PPA-DOJ Bohol Cluster- conducted a VPA Summit for all the VPAs in Bohol. The guest speaker, Mrs. Merly Christina Barrete-Barlaan, a UN Representative, Women's Federation for World Peace International tackle the topic on The Role of Men and Women in Establishing a Culture of Peace through Volunteerism.

Before the Summit ends, the group ratified the By-laws and Constitution of the Association which was earlier drafted by VPA Cirilo Baldon and VPA Mel Llubit of BPPPO1 VPA Association.

In Restorative Justice, the office continues to conduct mediation, conferencing, restitution and circle of support strategies and remedies for clients, their victims and the community.

### ***C. Rationalize Structures and Systems***

Beginning the year, the office implemented centralizing of all the records to the main office at BPPPO 1-Tagbilaran City. As a result, the judges that used to send their referrals to Guindulman Sub-Office were notified and requested to address their referrals to the main office. Likewise, the Board of Pardons and Parole through the Technical Services were also requested to send their referrals to the main office.

The clients from Guindulman, Candijay, Duero, Jagna, Garcia-Hernandez, Valencia, Dimiao, Alicia, Mabini and Anda continue to report in Guindulman Sub-Office or Reporting Center. Clients from Carmen, Pilar, Batuan, Bilar and Sierra Bullones report in Carmen Reporting Center. The clients who report in BPPPO 1-Tagbilaran City are clients from Baclayon, Alburquerque, Loay, Lila, Loboc, and Sevilla.

Due to the retirement of former SPPO Cecilia C. Galagar and due to the shortage of personnel, the CPPO took over all the supervision cases that used to be assigned to retired SPPO Galagar.

### ***D. Develop Information Technology Capability***

All personnel of BPPPO1 are computer literate enough to perform basic computer functions, especially in encoding and printing. They are also capable to access the website of our agency and of the region. Memos sent through the net are read and downloaded and printed for distribution.

Likewise, records-check to the CMRD is done electronically. Though not internet connected, the staff could easily open the office' website as all of them have internet connections at home. It is also the advantage of the office to have a province - paid personnel who is an



Information Technology graduate. At present, there are three OJTs from AMA Institute of Technology who, hopefully could provide the staff of the office of more information technology know-how.

#### ***E. Enhance Personnel Capability***

Fourteen (14) staff meetings were conducted and attended by office personnel for monitoring purposes of the office operation and for updating them of new agency policies, circulars, memoranda, among others. Likewise, they also attended four (4) cluster meetings alternately sponsored by Bohol Cluster offices.

The year's activities started with a bang so to speak as no less than the Honorable Administrator conducted a seminar on Updates on Pre-Parole and Executive Clemencies which was attended by PPA-DOJ Cluster members and wardens and officers of Bureau of Jail Management and Penology-Bohol. The office personnel were also given the opportunity to raise their queries before the administrator and regional director during a Dialogue with the Administrator.

During the months of April and July, two batches of personnel attended TC Ladderized Program which were held at VICTO Haus, Beverly Hills, Lahug, Cebu City. The CPPO regularly received invitation from the Provincial Peace and Order Council to attend its meetings and HEAT-IT Caravan. Other seminars and trainings attended by BPPPO 1 staff include Kidney Disease Prevention, Provincial Consultative Meeting, Stress Debriefing, and VPA Summit (Lecture part).

The Trimestral Conferences had also been a source of information and know-how by the CPPO which he cascaded to his staff.

#### ***F. Strengthen Funding Support***

From the LGUs, P 15,000 Hog Dispersal Assistance Fund from the municipality of Loboc was received at the start of the year. Salaries of Detailed Clerks from the province and LGU Guindulman totaling to P 105,600. Office and Reporting Center Usage sums up to P 18,000. Relief goods from Sagip Kapamilya & HSS Batch 92 were given to 70 clients amounting to P 14,000. Total funding support for this year received by the office is P 152,600.

#### ***G. Benchmarking/Best Practices***

Being aware of the importance of the community support, the office started on a series of information dissemination campaign with the end objective of acquiring more volunteers to reach the 1 is to 1 ratio of VPA viz client. As a result, the VPA recruits of the office have steadily been steadily increasing.

The office is also experimenting on a rehabilitation strategy which is dubbed as Rehabilitation Activities Caravan to immediately and simultaneously address each client's utmost needs that has relevance to his/her rehabilitation. In this rehabilitation tool, the clients are already pre-selected and grouped according to what kind of training or seminar they need most. For a start, five different aspects of rehabilitation would be conducted by

five different lecturers/trainors at the University of Bohol's five classrooms. With this intervention, those that have a short probation program would be able to benefit immediately from the rehabilitation activity that she/he needs before her/his supervision period expires. As a tool in image-building and resource generation, the office made a profile of all clients of BPPPO1 dating back as far as 1986. From the minds of the CPPO and the staff, this informative statistical material could be beneficial especially when faced by a mayor who might inquire as to the number of clients in his/her place, active or terminated. Being prepared for the question would be to the best advantage of the office.

Community Linkage in the Municipalities in the Municipalities of Guindulman and Carmen for continued free venue for reporting of clients.

Sustained hog dispersal project.



Bohol VPA Summit  
& GAD Seminar for VPAs

Information Drive &  
VPA Recruitment



Clients' Sportsfest  
PPA-DOJ Anniversary

Solid Waste Management  
Seminar to Clients



Stress Debriefing  
Distribution of R

Christmas Fellowship  
Of Clients



**LOBOCANON WINS BEST  
PROBATION AND PAROLE OFFICER  
AWARD**

Sector : DEVELOPMENT ADMINISTRATION

Sub-sector : Justice and Safety

Office/Agency: PAROLE AND PROBATION ADMINISTRATION (BOHOL OFFICE II)

## HIGHLIGHTS OF ACCOMPLISHMENTS IN CY 2013

### I. PHYSICAL AND JURISDICTIONAL SET-UP

#### A. Location

##### MAIN OFFICE - TUBIGON, BOHOL

Due to the 7.2 magnitude earthquake last October 15, 2013, the building where the office was located was destroyed. The office has now moved and is presently sharing office space with seven (7) other government agencies at the Tubigon Cultural Center. We only have one (1) desk and one (1) computer unit set up at this location with five (5) PPA-DOJ office personnel. All other files & case folders are stored in boxes, while cabinets & other office fixtures are still left at the dilapidated former office. A sub-office is also located at the Ground Floor of the Municipal Hall Annex Building of Talibon, Bohol.

#### B. Areas Covered

1. Comprising the jurisdiction of the Bohol Province Parole and Probation Office No. 2 are the following municipalities:

##### Main-Office:

Tubigon, Buenavista, Calape, Catigbian, Clarin, Dagohoy, Danao, Inabanga, San Isidro, Sagbayan

##### Sub-Office:

Pres. Carlos P. Garcia, Getafe, San Miguel, Talibon, Trinidad, Bien Unido, Ubay

##### □ Courts served:

- |                          |   |                                |
|--------------------------|---|--------------------------------|
| a. RTC Br. 1 to 4        | - | Tagbilaran City                |
| b. RTC Br. 47, 48 & 49   | - | Tagbilaran City                |
| c. RTC Branch 52         | - | Talibon, Bohol                 |
| d. MTC Calape            | - | Calape, Bohol                  |
| e. 2 <sup>nd</sup> MCTC  | - | Tubigon-Clarin, Bohol          |
| f. 3 <sup>rd</sup> MCTC  | - | Inabanga-Buenavista, Bohol     |
| g. 4 <sup>th</sup> MCTC  | - | Talibon-Getafe, Bohol          |
| h. 5 <sup>th</sup> MCTC  | - | Trinidad-San Miguel-Bien Unido |
| i. 18 <sup>th</sup> MCTC | - | Dagohoy-Danao, Bohol           |
| j. 20 <sup>th</sup> MCTC | - | Catigbian-Sagbayan-San Isidro  |
| k. 6 <sup>th</sup> MCTC  | - | Ubay-Pres. Garcia, Bohol       |

## II. ACCESSIBILITY IN TERMS OF ROADS AND MEANS OF TRANSPORTATION

As a major tourist destination, the Provincial Government of Bohol has made efforts of repairing and maintaining its roads for the travelers. The circumferential concrete road from Calape to Ubay, Bohol undergoes regular road maintenance as well as the interior roads leading to San Isidro, Catigbian, Sagbayan, Danao, Dagohoy, San Miguel and Trinidad. Motorcycles-for-hire and vans-for-hire are the most accessible means of transportation for these areas within the jurisdiction of the office, although buses are feasible.

Passenger pump boats still serve as the prevailing means of transportation in going to the island barangays of the towns of Calape, Tubigon, Inabanga, Buenavista, Getafe, Talibon, Bien Unido, Ubay and Pres. Garcia.

The municipalities under our jurisdiction continue to attract local and foreign tourists as a result of their diligent efforts to develop their potential tourist spots.

### PERFORMANCE HIGHLIGHTS

* January 04, 2013	-	Bohol District Jail- Tagbilaran
* January 05, 2013	-	Jail Decongestion-Tagbilaran City Jail
* January 08, 2013	-	Life Skills Coaching-BPPO #2 Main Office
* January 17, 2013	-	Life skills Coaching
* January 21, 2013	-	HEAT Caravan- Clarin, Bohol
* February 04, 2013	-	PRAISE Committee Meeting-GFB
Memorial		
		Hall of Justice
* February 12, 2013	-	Life Skills Coaching- MM. Tubigon Cultural Center
	-	Jail Decongestion- Bureau of Jail Management & Penology – Carmen, Bohol
	-	Info Drive on Parole and Probation/ Executive Clemency- BJMP Carmen
* February 13, 2013	-	Jail Decongestion-PNP-Buenavista Locked Up Jail
* February 14, 2013	-	Life and Skills Coaching- Talibon Sub-Office
	-	TC Orientation, Review of Parole and And Probation Condition
* February 19, 2013	-	Provincial Peace & Order Council Meeting- LGU-Clarin
* February 21, 2013	-	Launching of Aquaculture Project for Fisher folks Clients –DA Office, Tubigon, Bohol
* February 20, 2013	-	TC Orientation BPPO #2
* March 5, 2013	-	Jail Decongestion- BJMP-Talibon
	-	-BJMP-Ubay
	-	PNP Ubay Locked Up Jail
	-	Giving of Grocery Items & dry goods to Tagbilaran City Jail inmates w/ UB Criminology Students

* March 12, 2013	-	Life Skills Coaching- BPPO #2 Office
	-	Lenten Recollection, Confession & Mass- San Roque Chapel, Tubigon, Bohol
* March 13, 2013	-	HEAT Caravan-LGU-Trinidad
* March 14, 2013	-	Lenten Recollection, Confession & Mass San Jose Chapel, San Jose, Talibon, Bohol
* March 17, 2013	-	Jail Decongestion- Ubay District Jail
* March 18, 2013	-	Cluster Recollection- Anda, Bohol
* April 01-05, 2013	-	TC Enhancement Session-Personnel PPA-DOJ- Victo-Seminar House
* April 01, 02, 10, 2013	-	BPPO 2- (Preparatory Phase)
* April 10, 2013	-	Phase 2&3- Talibon Sub-Office
* April 11, 12, 2013	-	Life Skills Coaching BPPO 2- Phase 2
	-	Morning Meeting-Phase 4
* April 16, 2013	-	Life Skills Coaching- BPPO 2 Main (Prep)
	-	Pre-Morning Meeting- Phase 2
	-	Morning Meeting- Phase 3
	-	Prov'l. Peace & Order Council Meeting K of C, Tagbilaran City
* April 17, 2013	-	Life Skills Coaching- BPPO 2- Prep
* April 18, 2013	-	Life Skills Coaching- Talibon- Phase 2 & 3
* April 24, 2013	-	Jail Decongestion- PNP Inabanga Locked Up Jail
* April 25 & 29, 2013	-	Life Skills Coaching Tubigon Prep & Phase 2
* April 26, 2013	-	PRAISE Committee Meeting – RO VII
* May 02, 2013	-	Job Functions, PMM, MM & Process Observation Bridging I & II, MPDP-Follow- Through Talk To, Speak To, Deal With & Peer Confrontation
* May 3, 6, 7, 8, 9, & 10, 2013	-	Life Skills Coaching Tubigon-(Prep Phase)
* May 05, 2013	-	Jail Decongestion-BJMP Ubay
* May 09, 2013	-	Life Skills Coaching Talibon-(Phase 2 & 3)



* May 17, 2013	-	Life Skills Coaching Tubigon- Prep Phase
	-	Life Skills Coaching Talibon- Phase 1 & 2
	-	VPA Enhancement Seminar on RJ- BPPO 2 Main Office
* May 20, 2013	-	Jail Decongestion-BJMP Ubay, Bohol
	-	Life Skills Coaching Tubigon- Prep & Phase 2
* May 22, 2013	-	Life Skills Coaching Tubigon- Prep, Phase 2 & 4
	-	PMM; MM; Commitment Ritual, Closing Program Bridging Phase II & III; MPDP Follow –Through Phase 2 & 3
* May 23, 2013	-	Getting to know you; Hats Off; Expectation Setting Formation of Static Group; Give to Get; What is TC, TC Philosophy; TC Unwritten Philosophy. – Tubigon Cultural Center Phase 1
* May 24, 2013	-	Life Skills Coaching-Prep, Phase 1 & 2
* May 27, 2013	-	REAP VII BOD Meeting- RO VII Regional Office-Resource Generation-RO VII
* June 04, 2013	-	Nurture Nature for our Future- Tree Planting- Ubuja, Tubigon, Bohol Prep; Phase 1 & 2
* June 06, 2013	-	TC Nurture Nature for our Future Coastal Clean- up- Talibon Wharf
* June 06-10, 11, 13, 14, 17, 2012	-	Life Skills Coaching Tubigon- Prep Phase 1 & 2
* June 20, 2013	-	Job Functions, PMM-MM; Process Observation Bridging I & II MPDP Follow- Through-Briefing on Criteria for Promotion; BST-Talk To, Speak To; Deal With; Peer Confrontation Talibon- Phase 2
* June 20, 2013	-	Job Functions; PMM-MM; Bridging Phase II & III, MPDP Follow-Through; Briefing on Criteria For Promotion; Life's Purpose, Aspiration & Goal Setting, God our Provider & Redeemer Talibon-Phase 3
	-	Talibon Locked-Up Jail
	-	Talibon Locked-Up Jail
* July 03, 2013	-	Life Skills Coaching
	-	PPA Anniversary Sports Fest- Cogon Sports

	-	Complex, Tagbilaran City Holy Mass
* July 04, 2013	-	Life Skills Coaching Job Functions- PMM;MM;- Talibon Sub-Office
* July 18, 2013	-	TC-UP: Nurture Nature for Our Future Environmental Awareness Lecture- Talibon Sub-Office
* July 30, 2013	-	VPA Summit- Reyna's the Haven & Garden Tagbilran City
* August 08, 2013	- -	Family Involvement- San Jose Talibon, Bohol Getting to know you; Hats Off; Expectation Setting; Formation of Static Group; Give to Get; What is TC, TC Philosophy, TC Unwritten Philosophy- Talibon Sub-Office
* August 15, 2013	- -	Job Functions, Pre MM; MM, Static Group: TC Ups: Be careful what you ask for, you might Get it; to understand rather than be Understood; Encounter; Managing Anger; Healing- Talibon Sub-Office Job Functions; Pre MM; MM, Self-Control; Resourcefulness, Creativity & Ingenuity Discernment- Talibon Sub-Office
* September 03, 2013	-	TC Hierarchical Structure: Organizing TC Family, Team Meeting; House Meeting; Morning Meeting w/ Pre Morning; Accomplishment of MM Board
* September 05, 2013	-	Family Involvement- Talibon Sub-Office
* September 10, 2013	- -	Tree Planting- Potohan Beach, Tubigon, Bohol Coastal Clean-Up-Potohan Beach, Tubigon, Bohol
* September 17, 2012	-	Job Functions; Pre Morning Meeting; Morning Meeting Static Group: Responsible Love & Concern, Trust in your Environment; PC & Applicable BST/Healing Tools; Values Clarification: In the Event of Fire- Talibon Sub-Office
* October 8, 2013	-	Holy Rosary & Skills Training "Itlog na Maalat"- BPPO 2 Tubigon, Bohol

* October 9, 2013	-	Information Drive-Potohan, Tubigon, Bohol
	-	VPA Orientation Seminar-Potohan, Tubigon
	-	Mangrove Planting-Potohan, Tubigon
* October 10, 2013	-	CWS, Holy Rosary-San Jose, Talibon, Bohol
* October 14, 2013	-	TC Phase 2 & 3 Life Skills Training- Tubigon, Bohol
* October 30, 2013	-	Peace & Order Council, Anti-Drug Council & Government Information Officers League Meeting at Reyna's Haven & Garden Tagbilaran City
* November 5, 2013	-	CWS, TC Phase 1 Life Skills Training- Tubigon, Bohol
* November 6, 2013	-	Drug Awareness Seminar & Stress Debriefing Seminar-Tubigon Cultural Center
* November 13, 2013	-	Stress Defriefing & Drug Awareness Lecture- San Jose, Talibon, Bohol
* November 19, 2013	-	PNP Dagohoy Locked-Up Jail- Poblacion, Dagohoy, Bohol
*November 20, 2013	-	MPDC Meeting at Tubigon Cultural Center
* November 21, 2013	-	PNP Ubay Locked-Up Jail- Ubay, Bohol
* November 24, 2013	-	Prov'l. Peace & Order Council Meeting At Governor's Mansion, Tagbilaran City
* December 3, 2013	-	Year-End Evaluation & Fellowship - Tubigon Cultural Center
* December 4, 2013	-	Family Day & Early Christmas Cheers- San Jose, Talibon, Bohol

## CASELOAD STATISTICS

**Table 1**  
**Administration of the Probation and Parole System**

### 1. Probation Investigation Caseload

Post-Sentence Investigation	Number	Percentage (%)
a. PSIRs submitted	100	98.04
b. Manifestation/Petitions	2	1.96
<b>TOTAL</b>	<b>102</b>	<b>100%</b>

### 2. Court Disposition of Probation Investigation

Disposition	Number	Percentage (%)
Granted	95	64.63
Denied	6	4.08
Disqualified	4	2.72
Withdrawn	2	1.36
Dismissed	0	0
Died	1	.68
Others (Transferred to other PPOs)	1	.68
Cases Pending Disposition in Courts	38	25.85
<b>TOTAL</b>	<b>147</b>	<b>100%</b>

### 3. Status of Probation Supervision

Disposition	Number	Percentage (%)
Successfully Terminated	97	24.37
Revoked	8	2.01
Died/Others	1	0.25
Absconded	0	0
Transferred	13	3.27
Active Supervision	279	70.10
<b>TOTAL</b>	<b>398</b>	<b>100</b>

### 4. Pre-Parole/Executive Clemency Investigation

Pre-Parole/Executive Clemency Investigation Completed	Number	Percentage (%)
Recommended for Parole	5	100
Recommended for Comm. Of Sentence	0	0
Recommended for Conditional Pardon	0	0
Recommended for Absolute Pardon	0	0
Recommended for Denial	0	0
Active Investigation	0	0
<b>TOTAL</b>	<b>5</b>	<b>100%</b>

**5. Status of Parole Supervision**

Disposition	Parolee	Percentage (%)
Terminated	14	14.58
Arrested/Recommitted	6	6.25
Absconded	0	0
Died	0	0
Transferred	4	4.17
Active Supervision	72	75
<b>TOTAL</b>	<b>96</b>	<b>100%</b>

**6. Status of Pardon Supervision**

Disposition	Pardonee	Percentage (%)
Terminated	0	0
Arrested/Recommitted	0	0
Absconded	0	0
Died	0	0
Active Supervision	2	100
<b>TOTAL</b>	<b>2</b>	<b>100%</b>

**Table 2 SEX DISAGGREGATED PROFILE OF CLIENTS**

Office/Region: Bohol Prov. Parole & Probation Office No. 2/Region VII

<b>INDICATORS</b>	<b>WOMEN</b>	<b>MEN</b>
<b>SEX</b>	7	374
<b>RELIGION</b>		
a. Roman Catholic	7	267
b. Protestant	0	54
c. Iglesia ni Kristo	0	23
d. Muslim	0	3
e. Others: _____	0	27
<b>DISTRIBUTION OF AGE</b>		
a. 15 -19	0	12
b. 20 -29	1	77
c. 30 – 39	2	86
d. 40 – 49	2	112
e. 50 – 59	2	72
f. 60 – above	0	14
<b>FUNCTIONAL LITERACY</b>		
a. No Education	0	83
b. Some Elementary	1	105
c. Completed Elementary	0	41
d. Some High school	2	67
e. Completed High school	3	39
f. Some College:		



<b>INDICATORS</b>	<b>WOMEN</b>	<b>MEN</b>
Course: <u>BSC; BSMT</u>	1	24
g. College Graduate & Higher Course: <u>Fishery, BSA, BSC</u>		13
h. Vocational Course: <u>GRCO, Auto Mechanic</u>		2
<b>MAIN ACTIVITY</b>		
a. Unemployed	0	84
b. Student	0	1
c. Employed Occupation: <u>Poultry Caretaker, Salesman, Laborers</u>	7	288
d. OFW Country: <u>Saudi Arabia</u> Type of Job: <u>Carpenter</u>	0	1
<b>MAJOR INDUSTRY/DIVISION EMPLOYED</b>		
a. Agriculture	1	179
b. Fishing	0	92
c. Mining	0	0
d. Construction	0	35
e. Retail/Wholesale Trade	1	11
f. Financial	1	0
g. Education	0	0
h. Government	1	2
i. Others (Specify) <u>Domestic Helps/Storekeepers</u>	3	55
<b>V. AVERAGE MONTHLY INCOME</b>		
a. below P 2,000.00	2	142
b. P 2,100.00 – P 5,000.00	4	194
c. P 5,100.00 – P P10,000.00	1	33
d. P 10,100.00 – P20,000.00	0	4
e. P 21,000.00 – above	0	1
<b>VI. TYPE OF CLIENTS SERVED</b>		
a. Probationer	4	293
b. Parolee	3	81
c. Petitioner	0	0
d. FTMDO	0	0

<b>INDICATORS</b>	<b>WOMEN</b>	<b>MEN</b>
<b>VII. CLIENTS CRIMINAL HISTORY</b>		
<b>a. Type of Offense</b>		
Crimes Against Public Interest	0	0
Crimes Relative to Opium and Other Prohibited Drugs	0	3
Crimes Against Public Morals	0	0
Crimes Against Persons	2	85
Crimes Against Property	1	89
Crimes Against Chastity	0	20
Crimes Against Security	2	0
Crimes Against Honor	2	1
Crimes Against Special Laws	0	150
Crimes Against Ordinance	0	26
Crimes Committed Against Public Order	0	0
<b>b. Sentence</b>		
0 months – 6 months	2	63
6 months 1 day – 2 years	1	97
2 years 1 day – 3 years	1	67
3 years 1 day – 4 years	0	52
4 years 1 day – 5 years	3	47
5 years 1 day – 6 years	0	16
6 years 1 day – over	0	32

**Table 3**
**Probationers/Parolees Indemnification of Civil Liabilities**

Total No. of Probationers/ Parolee/ Pardonees	Amount of Civil Liability	Amount Paid to Victims	Amount Dropped (terminated and revoked)	Balance Payable To Victim
20	P 1,474,563.70	P 678,354	P 539,558	P 256,651.70

**Table 4**
**Government Savings through Probation/ Parole in Terms of Prisoners Maintenance**

Prisoner Daily Per Capita Maintenance	No. of Probationers/ Parolees/ Pardonees	Actual Maintenance Cost of the Prisoners	Total Amount of Office Expenses	Estimated Savings
* P 90.00/day (Based upon current information)	279 PS 74 PR <hr/> 353 clients	P 90.00 x 353= P 34,290.00 X 365 days <hr/> P 11,596,050.00	** P4,559,166.80	P7,036,883.20

## PERFORMANCE BY STRATEGIC PATHWAYS

### A. BUILDING THE IMAGE

#### 1<sup>st</sup> Quarter:

1. Information Drive on January 5, 2013; at Tagbilaran City Jail.
2. Jail Decongestion at Bohol District Jail, Cabawan, Tagbilaran City on January 4, 2013.
3. HEAT Caravan on January 21, 2013 at LGU Clarin, Bohol conducted by Bohol Provincial Government.
4. Provincial Peace & Order Council Meeting held at on January 21, 2013 at LGU-Clarin, Bohol.
5. PRAISE Committee Meeting on February 4, 2013 at GFB Info Center, CJF Memorial Hall of Justice, Capitol Compound, Cebu City.
6. Jail Decongestion at BJMP Carmen, Bohol on February 12, 2013.
7. Jail Decongestion at PNP Buenavista, Bohol, Locked-up Jail on February 13, 2013.
8. Provincial Peace & Order Council Meeting on February 19, 2013 at Governor's Mansion, Tagbilaran City.
9. Information Drive on February 12, 2013 at BJMP, Carmen, Bohol.
10. Information Drive on Parole & Probation/Restorative Justice on March 3, 2013 at University of Bohol Criminology Department.
11. Distribution of Consumable items and dry goods on March 5, 2013 at Tagbilaran City Jail.
12. Jail Decongestion at BJMP Talibon, Bohol on March 5, 2013.
13. Jail Decongestion at BJMP Ubay, Bohol on March 5, 2013.
14. Conduct Lecture on PD 968, Parole/Executive Clemency & Restorative Justice, University of Bohol Criminology Department on March 5, 2013.
15. Information Drive on March 5, 2013.
16. Jail Decongestion at BJMP Ubay, Bohol on March 7, 2013.
17. Gender & Sensitivity Training conducted by Bohol Provincial Government on March 8, 2013, GAD Resource Center, Bohol Provincial Capitol, Tagbilaran City.
18. REAP VII-BOD Meeting at GFB Info Center, on March 14, 2013.

#### 2<sup>nd</sup> Quarter:

1. Provincial Peace & Order Council Meeting on April 16, 2013 at K of C, Tagbilaran City.
2. Jail Decongestion at PNP Inabanga Locked-up Jail on April 24, 2013.
3. Jail Decongestion at BJMP Ubay, Bohol on May 20, 2013.
4. REAP VII-BOD Meeting on May 27, 2013 at GFB Info Center, CJF Memorial Hall of Justice Capitol Compound, Cebu City
5. Resource Generation Committee Meeting on May 27, 2013 at Regional Office VII, Cebu City.
6. Resource Generation Committee Meeting on May 27, 2013 at Regional Office VII, Cebu City.
7. Jail Decongestion at Talibon Locked-up Jail on June 20, 2013.

**3<sup>rd</sup> Quarter:**

1. NTCT & RTCT Seminar on July 1-5, 2013 at VICTO Seminar House, Lajog, Cebu City.
2. Information Drive on July 9, 2013 at the Instructional Media Center, University of Bohol.
3. Jail Decongestion at Talibon District Jail on July 10, 2013.
4. Provincial Peace & Order Council Meeting at JJ's Seafood's Village, Tagbilaran City on July 17, 2013.
5. REAP VII-BOD Meeting on July 19, 2013 at GFB Center Regional Office, Cebu City.
6. Jail Decongestion at BDJ-Cabawan, Tagbilaran City on July 25, 2013.
7. VPA Summit on July 30, 2013 at Reyna's Haven Garden, New Calceta St., Tagbilaran City.
8. GAD Seminar on the Role of Men & Women in Voluntarism and World Peace on July 30, 2013 at Reyna's Haven & Garden, New Calceta St., Tagbilaran City.
9. Jail Decongestion at Ubay District Jail Ubay, Bohol on August 8, 2013.
10. Provincial Peace & Order Council Meeting on August 29, 2013 at JJ's Seafood's Village, Tagbilaran City.
11. Jail Decongestion at Talibon District Jail Talibon, Bohol on September 3, 2013.
12. Jail Decongestion at BJMP, Ubay, Bohol on September 4, 2013.
13. HEAT Caravan on September 4, 2013 at Ubay, Bohol.
14. Submission of VPA Summit Article to PPA-DOJ Region VII on September 5, 2013.
15. TC Coastal Clean-Up & Mangrove Planting at Potohan, Tubigon, Bohol on September 10, 2013.
16. REAP VII-BOD Meeting at GFB Center, Regional Office, Cebu City on September 12, 2013.

**4<sup>th</sup> Quarter:**

1. Formal Information Drive on October 9, 2013 at Potohan, Tubigon, Bohol.
2. Peace & Order Council (POC) Anti-Drug Abuse Council & Government Information Officers League Meeting at Reyna's Haven & Garden, Tagbilaran City on October 30, 2013.
3. Jail Decongestion at PNP Dagohoy Locked-up Jail, Dagohoy, Bohol on November 19, 2013.
4. Jail Decongestion at PNP Ubay Locked-up Jail, Ubay, Bohol on November 21, 2013.
5. MPOC Meeting at Tubigon Cultural Center on November 24, 2013 at Governor's Mansion, Tagbilaran City.
6. Year-End Evaluation, PRAISE AWARDS, PAGPUPUGAY and MPOC Meeting on December 5, 2013 at Tubigon, Cultural Center, Tubigon, Bohol.

**B. PROGRAM SUSTAINABILITY AND IMPROVEMENT PATHWAY****B.1 Therapeutic Community Modality (TC)**

Statistics Based on Percentage: Source IQPR

- a. Bohol Province Parole and Probation Office No. 2 sustained the implementation of the TC Program for the CY 2013 with the following data to wit:

	1 <sup>st</sup> Quarter	2 <sup>nd</sup> Quarter	3 <sup>rd</sup> Quarter	4 <sup>th</sup> Quarter	Total	Total Active Clients	Percenta ge
b. Clients' Participation	273	270	278	219	1040	1454	71.53
c. Clients with Family Support & Involvement	273	270	278	219	1040	1454	71.53
d. Family Support Group	2	0	3	3	8	1454	.55
e. Involvement of TC Trained VPAs in Clients TC Sessions & Related Activities	3	3	3	3	12	1454	.83

## **B. 2 Restorative Justice (RJ)**

### **A. RJ Processes/Circle of Support:**

*Mediation	-	19
*Family Conferencing	-	1
*Group Conferencing	-	231
*Circle of Support	-	1
*Case Conference	-	13

### **B. 3 Volunteer Probation Aide (VPA) Program**

a. VPAs recruited	-	19
VPAs appointed	-	0
VPAs renewed	-	0
b. VPAs trained	-	14
c. VPA Association Organized	-	0
d. Trained VPAs supervising clients	-	73
e. Utilization VPAs as:		
Resource individuals	-	0
Direct Supervisors	-	73
f. Basic Training on VPA Program for Field Officers	-	0

## **C. RATIONALIZE AGENCY STRUCTURE & SYSTEMS (NOT APPLICABLE)**

## **D. DEVELOP INFORMATION TECHNOLOGY CAPABILITY (NOT APPLICABLE)**

## **E. STRENGTHENING FUNDING SUPPORT**

### **Linkage with NGO/GOs/NGA/LGUs in Support to Agency Rehabilitation Program**

\* Brgy. Pandan, Tubigon, Bohol-Provided venue for Family Day.



- \* Brgy. San Jose, Talibon, Bohol-Provided venue for Family Day.
- \* BFAR, Reg'l office no. 7 and DA Tubigon, Bohol-Donated P 203,000.00 worth of fishing Paraphernalia for Aquaculture Project of BPPO 2 fishermen-residents of Tubigon, Bohol.
- \* Brgy. Pooc Oriental San Roque Chapel-Provided venue for Lenten Recollection & Holy Mass.Tubigon, Bohol
- \* San Jose Chapel, Talibon, Bohol- Provided venue for Lenten Recollection.
- \* Vice- Governor's Office- Attendance to opening of GAD Activity Center.
- \* LGU Tubigon- Appropriated P 146,100 financial aid to BPPO 2 for CY 2012
- \* LGU Bohol- Appropriated P 63,587.00 for BPPO 2 office improvement.
- \* SP Bohol- Appropriated P 32,000 for air con unit.
- \* Brgy. Ubojan, Tubigon, Bohol- Provided venue for Tree Planting.
- \* Talibon Wharf- Provided venue for coastal clean-up.
- \* Brgy. Potohan, Tubigon, Bohol-Provided venue for Mangrove Planting.
- \* Brgy. Cogon, Tagbilaran City- Provided venue for Sports Fest.
- \* Reyna's Haven & Garden- Provided venue for GAD Summit

#### **F. ENHANCING PERSONNEL CAPABILITY**

Trainings	Date	No. of Participants	Venue	Conducting Agency	Expenses
1. GAD	3/8/2013	1	Prov'l Capitol	LGU Bohol	
TC Enhancement	4/1/2013	3	Tagbilaran		
	7/1/2013	1	VICTO		
	7/30/2013	4	Reyna's Garden		
	12/12/2013	3	VICTO	PPA/DOJ	
				PPA/DOJ	
2. Staff Meeting	2/20/2013	4	BPPO 2	PPA/DOJ	
	3/11/2013	4	BPPO 2	PPA/DOJ	
	4/15/2013	4	BPPO 2	PPA/DOJ	
	5/20/2013	4	BPPO 2	PPA/DOJ	
	6/11/2013	4	BPPO 2	PPA/DOJ	
	7/16/2013	4	BPPO 2	PPA/DOJ	
	8/5/2013	4	BPPO 2	PPA/DOJ	
	9/23/2013	4	BPPO 2	PPA/DOJ	
	11/18/2013	4	BPPO 2	PPA/DOJ	
3. Cluster Meetings	1/17/2013	4	BPPO 1	PPA/DOJ	
Cluster Recollection	3/18/2013	4	Anda	PPA/DOJ	
	4/12/2013	4	BPPO 1	PPA/DOJ	
	4/30/2013	4	BPPO 1	PPA/DOJ	
	5/17/2013	4	BPPO 1	PPA/DOJ	
	6/20/2013	4	BPPO 1	PPA/DOJ	
	8/20/2013	4	BPPO 1	PPA/DOJ	
			Catigbian		

Trainings	Date	No. of Participants	Venue	Conducting Agency	Expenses
4. Trimestral Conferences	3/28/2013 8/27/2013	1 1	VICTO VICTO	PPA/DOJ PPA/DOJ	
5. PPOC/CPOC Meetings	4/16/2013 7/17/2013 8/29/2013 10/30/2013 11/20/2013 11/24/2013 12/5/2013	1 1 1 1 1 1 1	JJ's Seafoods JJ's Seafoods JJ's Seafoods Reyna's Haven Tubigon Cultural Gov's Mansion Cultural Center	DILG DILG DILG LGU Bohol MPDC Tubigon LGU/DILG MPOC Tubigon	
6. OTHERS					
a.) Meeting w/ UB Com.	11/29/2013	10	University of Bohol	PPA/DOJ/UB	
Extension	5/27/2013	1	PPA DOJ Reg.7	PPA/DOJ	
b.) REAP Meeting	7/19/2013 9/12/2013	1 1	PPA DOJ Reg. 7	PPA/DOJ	
c.) Bohol HEAT Caravan	1/21/2013 3/14/2013 9/13/2013	3 2 2	Clarín Trinidad Ubay	LGU Bohol	
	1/5/2013	51	City Jail	TACCECO, BJM P	
	2/12/2013	19	BJMP Carmen	BJMP	
7. Info Drive	3/5/2013 10/9/2013	118 4	U.B Potohan, Tubigon, Bohol	U.B Brgy. Council Potohan	

## G. BENCHMARK BEST PRACTICES

1. Aquaculture Livelihood Project for BPPO 2 Fisher folks Association- grant of fishing paraphernalia worth P 203,000.00 from Bureau of Fisheries and Aquatic Resources to BPPO fishermen clients who are residents of Tubigon, Bohol.

**Sector** : DEVELOPMENT ADMINISTRATION

**Sub-sector** : Justice and Safety

**Office/Agency:** PAROLE AND PROBATION ADMINISTRATION (TAGBILARAN CITY)

## HIGHLIGHTS OF ACCOMPLISHMENTS IN CY 2013

### 1. PHYSICAL AND JURISDICTIONAL SET-UP

#### A. Location

1. Office Address Tagbilaran City Parole and Probation Office  
IBP Building, New Capitol Site  
6300 Tagbilaran City

#### B. Areas Covered

1. Comprising the jurisdiction of the Tagbilaran City Parole and Probation Office are the following municipalities:

- Tagbilaran City, Loon, Corella, Balilihan, Sikatuna, Cortes, Antequera, Maribojoc, Daus, Panglao

2. Courts served:

- RTC Br. 1 to 4 - Tagbilaran City
- RTC Br. 47 to 49 - Tagbilaran City
- MTCC Branches 1 and 2 - Tagbilaran City
- 1<sup>st</sup> MCTC - Cortes- Antequera- Maribojoc
- 14<sup>th</sup> MCTC - Daus- Panglao
- 19<sup>th</sup> MCTC - Balilihan-Sikatuna-Corella
- MTC - Loon, Bohol

3. Accessibility in terms of roads and means of transportation:

**Road:** The main thoroughfares are asphalted and all national roads are cemented and very accessible to transportation.

**Transportation:** The main thoroughfares are accessible to all kinds of transportation. The public can access the Office by means of tricycles and multicabs plying the northbound city routes.

## 2013 PERFORMANCE HIGHLIGHTS

* January – October, 2013	-	ALS Review Classes
* Ongoing	-	Hog and Goat Dispersal Livelihood Project
* January 2 & 7, 2013	-	Regular Reporting and TC Sessions
* January 3, 2013	-	Staff Meeting
* January 10, 2013	-	Courtesy Call with Cogon Barangay Captain
* January 11, 2013	-	City Peace and Order Council Meeting
* January 15, 2013	-	Cluster Meeting
* February 6, 2013 Officers	-	Clients General Reporting and Election of
* February 7, 2013	-	Staff Meeting
* February 8, 2013	-	Administrator Manuel G. Co's Visit
* March 5, 2013  Probation System.	-	UB Criminology Students Information Drive and Seminar/Forum on the Parole and
* March 6, 2013	-	Clients General Reporting, Lenten Recollection and Induction of New Officers
* March 18, 2013	-	Cluster Lenten Recollection and Pagpupugay for SPPO Galagar
* March 19, 2013 Maribojoc	-	MOA Signing and Courtesy Call at LGU
* March 21 & 22, 2013	-	CPPOs 1 <sup>st</sup> Trimestral Conference
* March 25, 2013	-	Regular Staff Meeting
* April 1-5, 2013	-	TCLP Implementers Training 1 <sup>st</sup> Batch
* April 4, 2013	-	GSIS Bohol Re-Orientation Meeting
* April 8 & 10, 2013	-	Clients Regular Reporting and TC Sessions
* April 11, 2013	-	Staff Meeting
* April 12, 2013	-	Cluster Meeting
* April 16, 2013	-	Provincial Peace and Order Council Meeting
* April 30, 2013	-	VPA Field Office Coordinators Meeting
* May 8, 2013	-	Clients General Reporting and TCLP Orientation

* May 9, 2013	-	Staff Meeting
* May 21, 2013	-	VPA Officers and Field Office Coordinators Meeting
* May 31, 2013	-	VPA Meeting
* June 13, 2013	-	Staff Meeting
* June 17, 2013	-	Clients General Reporting and Mangrove Planting at Maribojoc, Bohol
* July 1, 2013	-	Tagbilaran City Charter Day and Inauguration of City Officials
* July 1-5, 2013	-	TCLP Implementers Training 2 <sup>nd</sup> Batch
* July 3, 2013	-	Clients General Reporting and PPA Anniversary Cluster Activity and Family Asso.
* July 9, 2013	-	UB Information Drive
* July 11, 2013	-	Staff Meeting (AM) and City Peace and Order Council Meeting (PM)
* July 22, 2013	-	159 <sup>th</sup> Bohol Day Celebration
* July 23, 2013	-	Courtesy Call with City Mayor (AM) and Special Cluster Meeting (PM)
* July 30, 2013	-	Bohol Cluster VPA Summit and GAD Seminar
* July 31 – Aug. 1, 2013	-	CPPOs 2 <sup>nd</sup> Trimestral Conference
* Aug. 5 and 7, 2013	-	Clients Regular Reporting and TC Sessions
* August 6, 2013	-	Cluster Pose Seminar Evaluation Meeting
* August 8, 2013	-	Staff Meeting
* August 15, 2013	-	City Peace and Order Council Meeting
* August 20, 2013	-	Cluster Meeting
* September 2, 2013	-	Clients General Reporting and Skills Training on Basic Electronics
* September 4, 2013	-	HEAT Caravan
* September 13, 2013	-	ALS Big Day
* September 17, 2013	-	Provincial Peace and Order Council Meeting
* September 18, 2013	-	Staff Meeting and Info. Drive with HNU Law Students
* September 21, 2013	-	International Coastal Clean-up Day



* Within the month of October, 2013-	Clients Reporting, Individual Counseling and Debriefing Session
* October 3, 2013	- Staff Meeting
* October 4, 2013	- City Hall Family Day
* October 16 & 17, 2013	- 1 <sup>st</sup> VisMin PPA-DOJ Inter Regional Olympic
* October 28-31, 2013	- NACOCO Week
* October 30, 2013	- Hall of Justice Employees Rosary Month Culmination, Thanksgiving Mass and Employees Stress Debriefing
Fiesta Session	
* November 6 & 11, 2013	- Clients Regular Reporting and TC Sessions
* November 11 & 12, 2013	- PERC and Property Audit by CPPO Llena
* November 14, 2013	- Staff Meeting
* November 29, 2013	- Cluster Meeting
* December 4, 2013	- Courtesy Call with newly elected Barangay Captain of Cogon District, Tagbilaran City;
	- Clients General Reporting and Christmas Fellowship with Gathering and Relief Goods to
Distribution of Earthquake Victim Clients	
* December 10 & 11, 2013	- CPPOs 3 <sup>rd</sup> Trimestral Conference
* December 11, 2013	- Year-End Evaluation and Honoring of Retirees
* December 12, 2013	- GAD Mainstreaming Seminar and PPA-REAP VII General Assembly
* December 18, 2013	- Staff Meeting
* December 20, 2013	- City Hall Christmas Party and Fellowship
* December 23, 2013	- Office Christmas Party

## B. Program Sustainability and Improvement Pathway

### B.1 Therapeutic Community Modality (TC)

TC Live-in Conducted	-	0
Activities:		
Job Functions	-	27
Pre-Morning Meeting	-	25
Morning Meeting	-	25
Alternative Learning System Classes	-	32
Peer Confrontation	-	2
Self-Awareness; Awareness of Others	-	1
Team Building; Communication	-	1

Parenting; Building a Happy Home	-	1
Lenten Recollection	-	1
Confession	-	1
Holy Mass	-	1
How to Control Anger; Stress Management	-	1
Values Clarification	-	1
Nurture Nature for our Future; Mangrove Planting-		1
Sportsfest	-	1
TC Philosophy	-	1
TC Orientation	-	2
Awareness on Drug Abuse	-	1
Relapse Prevention	-	1

Clients' Participation:	95.45%
Clients with Family Support and Involvement:	95.45%

## **B.2 Restorative Justice (RJ)**

### **A. RJ Capability Building**

- \* Literacy with Livelihood Project from DepEd City Division Office for Alternative Learning System (ALS) Program

### **B. RJ Processes/Circle of Support:**

* Mediation	-	29
* Family Conferencing	-	8
* Group Conferencing	-	15
* Circle of Support	-	2

## **B.3 Volunteer Probation Aide (VPA) Program**

a. VPAs recruited	-	27
VPAs appointed	-	0
VPAs renewed	-	0
b. VPAs trained	-	27
c. VPA Association Sustained	-	1
d. Trained VPAs supervising clients	-	34
e. Utilization of VPAs as:		
Resource Individuals	-	29
Direct Supervisors	-	34
f. Basic Training on VPA Program for		
Field Officers	-	0

## **E. Linkage with NGO/NGA/LGUs in Support to Agency Rehabilitation**

- \* University of Bohol
- \* Department of Education City Division Office, Tagbilaran City – ALS Classes throughout the year
- \* City Government of Tagbilaran – Provided 3 Clerk Detail in the office
- \* LGU Maribojoc – Tree Planting Activities with MOA.
- \* LGU Cogon – Venue of Clients General Reportings within the year 2013.

**F. Enhancing Personnel Capability**

Trainings	Date	No. of Participants	Venue	Conducting Agency	Expenses
1. Job related training * Updates on Pre-Parole Procedures  * 2 <sup>nd</sup> TCLP Implementers Training	Feb. 8, 2013  April 1-5, 2013; July 1-5, 2013	3  4	Bohol District Jail  VICTO, Cebu City	PPA/DOJ  PPA/DOJ	
2. GAD	Dec. 12, 2013	3	VICTO, Cebu City	PPA/DOJ	
3. Staff Meetings (12)	Jan. 3, 2013 Feb. 7, 2013 March 25, 2013 April 11, 2013 May 9, 2013 June 13, 2013 July 11, 2013 Aug. 8, 2013 Sept. 18, 2013 Oct. 3, 2013 Nov. 14, 2013 Dec. 3, 2013	5	Tagb. City PPO	CPPO	
5. Cluster Meetings (5)	Jan 15, 2013 Mar 18, 2013	5	BPPO 1 Anda, Bohol		

Trainings	Date	No. of Participants	Venue	Conducting Agency	Expenses
	July 23, 2013 Aug. 20, 2013 Nov. 29, 2013				
6. Trimestral Conferences Attended (3)	March 21 & 22 July 31- Aug. 1 Dec. 10 & 11, 2013	1	Cebu City		
6. Others 1. Cluster Lenten Recollection	March 18, 2012	4	Anda, Bohol		

## G. Benchmark Best Practices

1. Hog Raising and Dispersal Program
2. Alternative Learning System (ALS) Classes



## F. Program Support

- \* Jail Decongestion Program - 33 jail visits conducted by the field officers with 300 detained prisoners visited and assisted within the year.
- \* Environment Month - June 17, 2013 Mangrove Planting at Maribojoc Bohol
- \* 37<sup>th</sup> PPA Anniversary - July 3, 2013 Clients PPA Anniversary Activities (Sportsfest)
- \* National Correctional Consciousness Week - Within the month of October, 2013
- \* Drug Abuse and Control Month - Within the month of November, 2013



**\*TAGBILARAN CITY PPO 2013 PICTURES\***



Clients TC Session,  
Election of Officers  
and Launching of ALS  
Program with City  
DepEd. February 6,  
2013



Administrator Manuel G. Co's  
Visit February 8, 2013



UB Criminology Students  
Information Drive and



Mentoring of OJT Psychology  
Students of University of



Clients General Reporting and  
Lenten Recollection March 6,



RJ Process Mediation on March  
26, 2013



Clients General Reporting and  
TC Session



Clients General Reporting and  
Mangrove Planting at  
Mariboioc, Bohol



TCLP Implementers Training 2<sup>nd</sup>  
Batch July 1-5, 2013  
June 17, 2013



Sector : DEVELOPMENT ADMINISTRATION

Sub-sector : Justice and Safety

Office/Agency: PHILIPPINE INSTITUTE OF VOLCANOLOGY AND SEISMOLOGY (PHIVOLCS)

## HIGHLIGHTS OF ACCOMPLISHMENTS IN CY 2013

### Part 1.a. (Visayas Region Seismicity Profile)

#### Seismicity Profile (Yr 1600-2010)

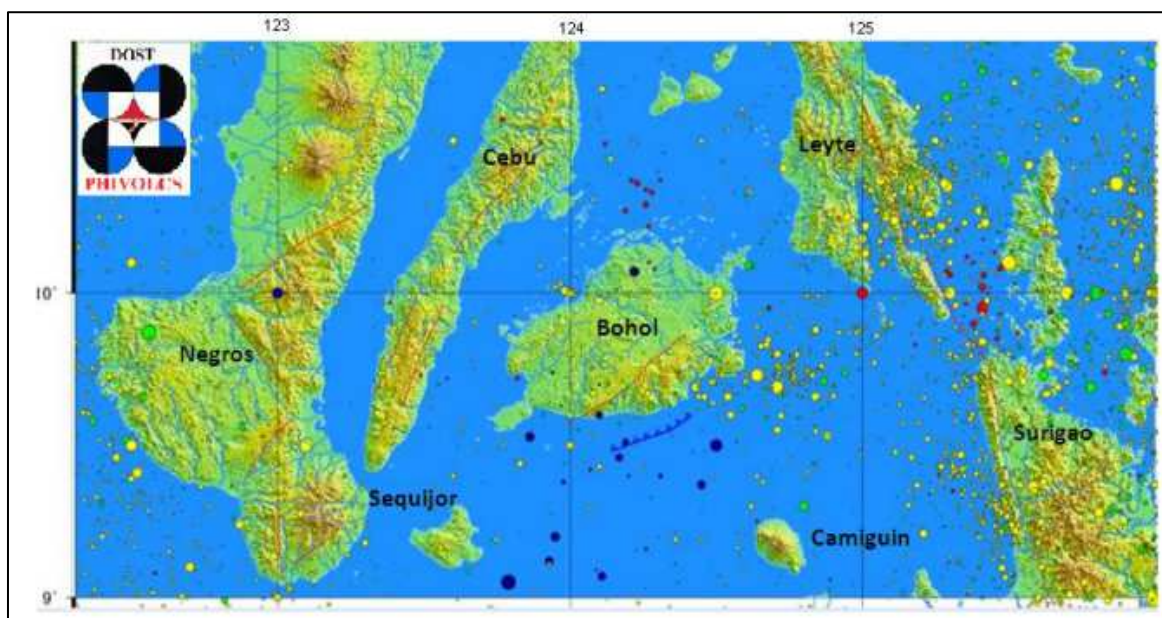
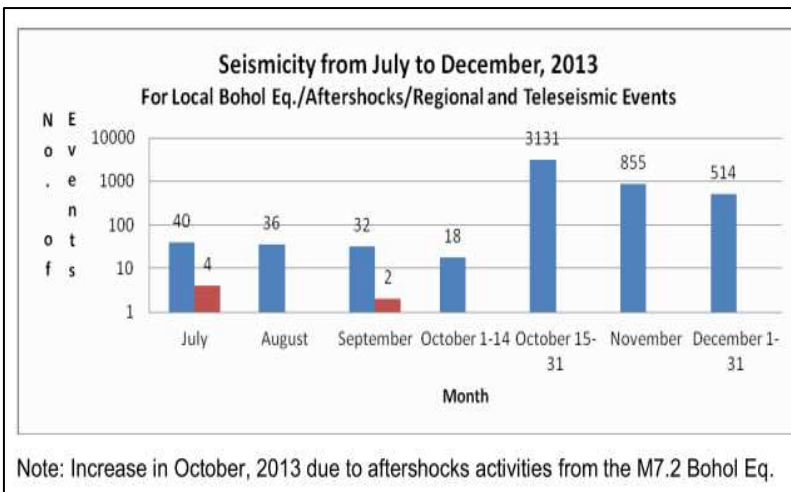
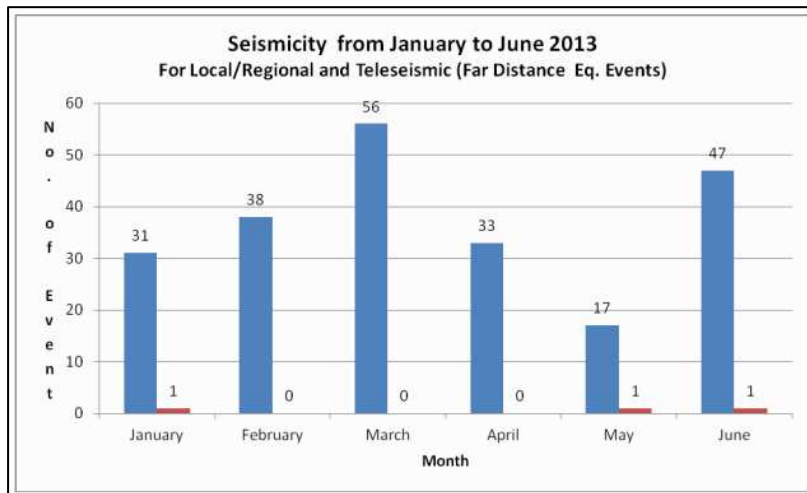


Figure 1: REDAS Simulation

Table 1

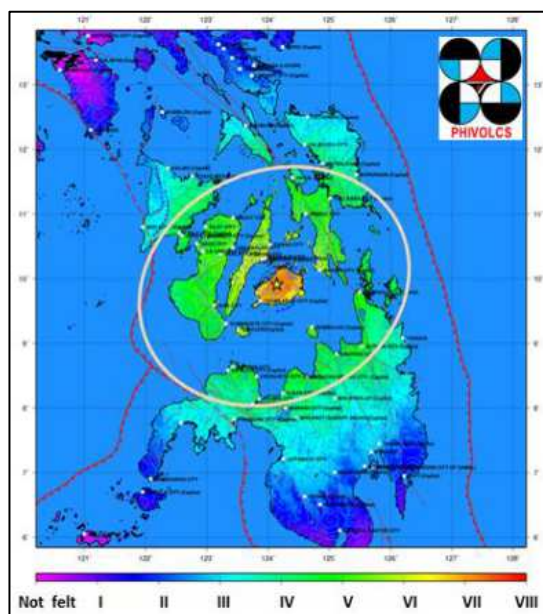
Legend	Color	Depth	Remarks
Circle	Yellow	0 -70 km.	Shallow Earthquakes
Circle	Red	71-300 km.	Intermediate Earthquakes
Circle	Blue	301-700 km.	Deep Seated Earthquakes

1. b. Graph of total number of seismic events for local, regional and outside the Philippine area of responsibility.



2. October 15, 2014 M7.2 Bohol Earthquake Profile

2. a. Location 9.86°N , 124.07°E / 06 kms South 24° West of Sagbayan Bohol



Origin: Tectonics

Depth of Focus: 12 kms.  
Moment Magnitude: Mw 7.2

### Reported Intensities

#### **Intensity VIII:**

Sagbayan, Catigbian, Loon, Maribojoc, San Isidro, Antequera, Cortes, Clarin, Inabanga & Buenavista (Bohol)

#### **Intensity VII:**

Tagbilaran City; Cebu City; Lapu Lapu City; Mandaue City; Toledo City; Carcar City; Naga City (Cebu); Danao, Carmen, Bilar, Loboc, Loay, Baclayon, Albuquerque & Dauis, Bohol

#### **Intensity VI:**

Hinigaran, Negros Occidental; Dumaguete City; Siquijor Island, Lila, Dimiao, Valencia, Garcia-Hernandez, Jagna, Duero, Guindulman, Candijay

#### **Intensity V:**

Iloilo City; La Carlota City; Guimaras Island; Camiguin Island; Abuyog, Leyte; Ozamis City; Sibulan, Negros Oriental; Gingoog, Misamis Oriental; Cagayan de Oro City

#### **Intensity IV:**

Roxas City; Masbate City; Tacloban City; Bulusan, Sorsogon; Tabon Tabon, San Pablo & Bato, Leyte; Dipolog City; Bacolod City; Naval, Biliran; Bayawan City; Hinunangan & Baybay, Southern Leyte; San Jose & Patnungan, Antique; Guihulngan, Negros Oriental; Butuan City;

#### **Intensity III:**

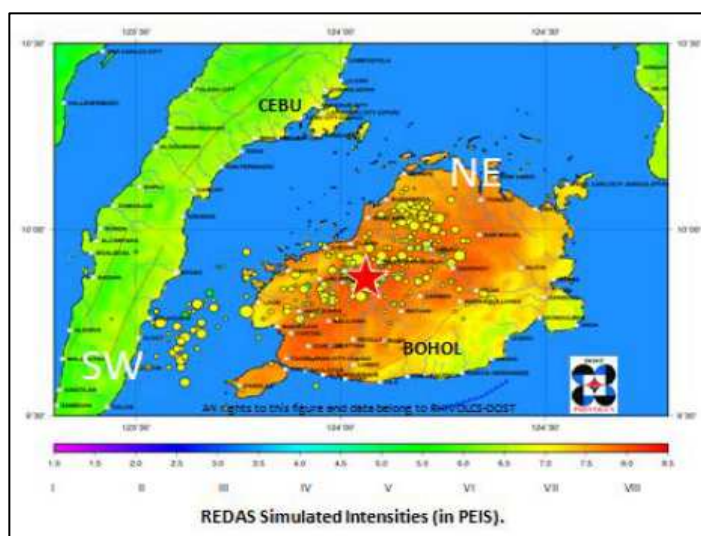
Davao City; Kanlaon City; Cotabato City; Zamboanga City; La Castellana, Negros; Borongan, Eastern Samar; Bukidnon Province; Tarragona, Davao; Surigao City; Lauan, Antique

#### **Intensity II:**

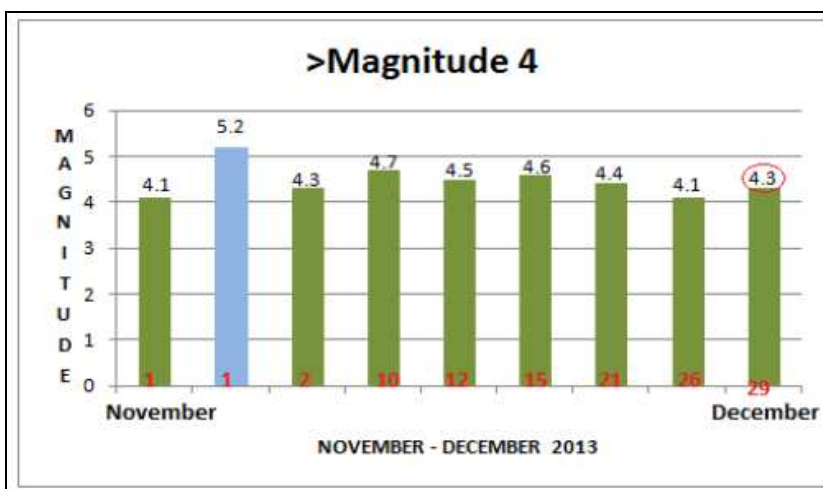
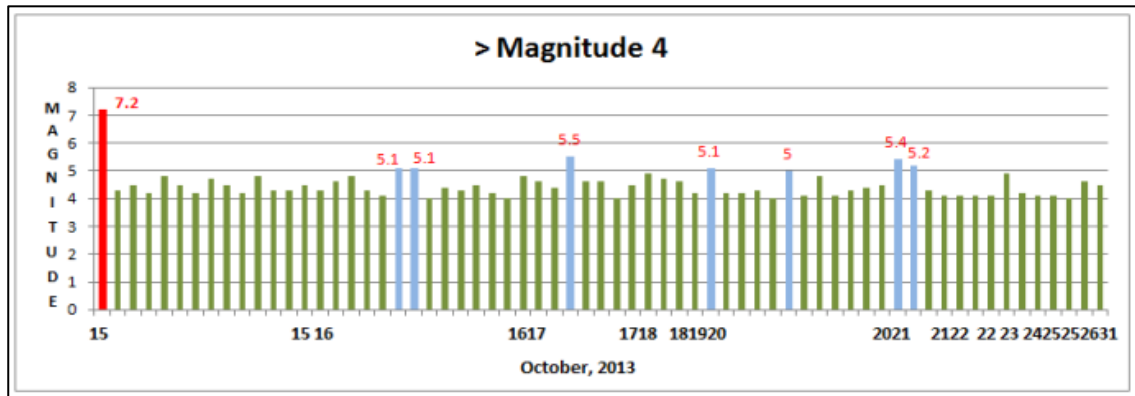
Nabas, Aklan; Carrascal, Surigao del Sur; Tacurong City; Libertad, Antique

**Intensity I:** Lezo, Aklan

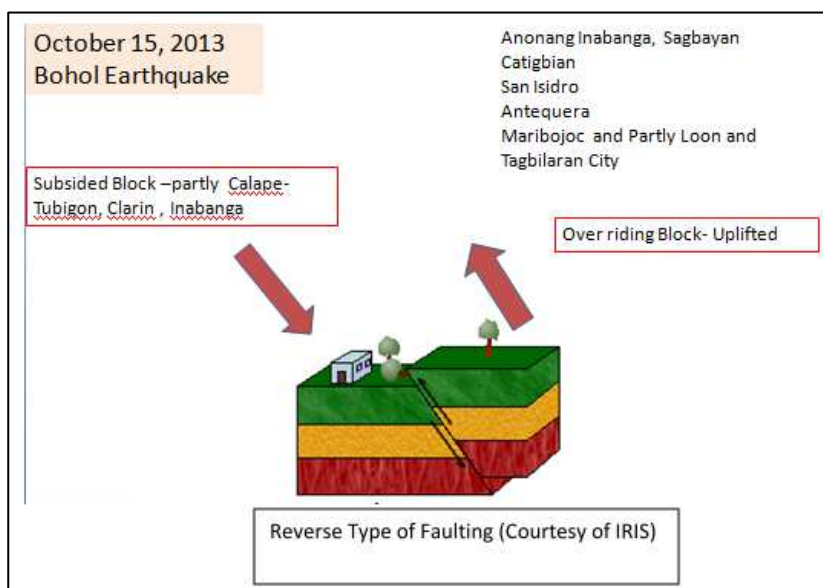
### **2. b. Aftershocks Migration**



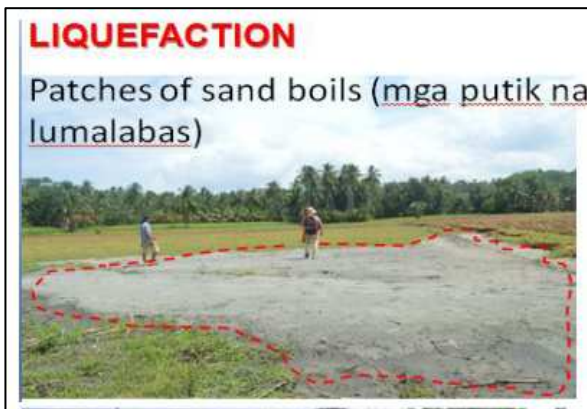


## 2. c. Graph of Moderate Aftershocks greater than M4 (WEB.PHIVOLCS DATA)



## 3. Geologic Hazards Impact










## Earthquake Induced Landslides



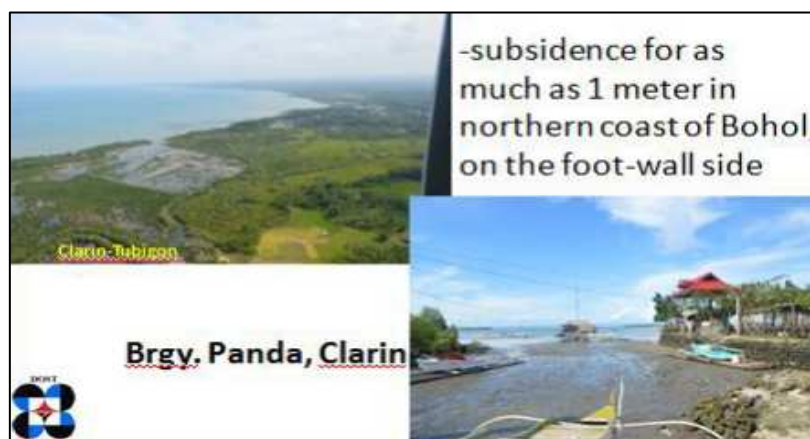
## Sinkholes



## Coastal Uplift



## Coastal Subsidence in Northern Bohol



**Visiting Heads/QRT Technical Personnel from PHIVOLCS and from Japan**

<b>PHIVOLCS QRT</b>	<b>DIVISION</b>	<b>Field of Expertise</b>
1.Dr. Renato U. SOLIDUM Jr.	Director	Structural/Mineral Geology
2.Dr. Teresito BACOLCOL (Lead Geologist)	Geology	Geodesy-Remote Sensing / Fault Mapping
3. Mabelline CAHULOGAN (M.O)	Geology	Fault Mapping
4. Ericson BARISO (M.O)	Geology	Fault Mapping
5. Cathy POGAY (M.O)	Geology	Fault Mapping
6. Ma. Isabel ABIGANIA (M.O)	Geology	Liquefaction
7.Dr. Jeffrey PEREZ (M.O)	Geology	Fault Mapping / IEC
8.Dr Kathleen PAPIONA(M.O)	Geology	Fault Mapping
9.Danikko John RIVERA(M.O)	Geology	Fault Mapping
10.Thessa QUILALANG(M.O)	Geology	Fault Mapping
11. Charmaine VILLANUEVA	GDAPP	IEC
12. Lucille Rose DEL MONTE	GDAPP	IEC
13. Princess DECIERDO	GDAPP	IEC
14. Dr. Baby Jane PUNONGBAYAN, (M.O)	Seismology	Seismic Analysis/ Aftershock Relocation
15. Vilma HERNANDEZ(MA-DMP)	Seismology	Seismic Analysis
16.Engr.Nolan EVANGELISTA (Local) (MA-DMP)	Seismology	Seismic Analysis /Instrumentation
17.Engr.Milo TABIGUE (Kidapawan)	Seismology	Instrumentation /Seismic Observation
18. Engr. Leni TORREVILLAS (Masbate)	Seismology	Seismic Observation / IEC
19. Engr. Ric MANCAO (M.O)	Seismology	Seismic Analysis / Instrumentation
20. Engr.Robert ESPLIDA (Palawan)	Seismology	Seismic Analysis / Instrumentation
21. Engr.Ronald De la Cruz (Masbate)	Seismology	Seismic Analysis / Instrumentation
22.Mr.Lino Abrahan (Bislig)	Seismology	Seismic Analysis / Instrumentation
23.Joan Salcedo (MA-DMP)	GDAPP	IEC/Tsunami Modeling



JAPAN VISITING EXPERTS	AGENCY	PURPOSED
DR. Hiroshi Inoue	JICA-NIED	Fault Mapping/Damaged Assessment
Dr. Hiroshi Imai	JICA-NIED	Building / Church Assessment
Dr. Hanasato	MIE Univ.	Building / Church Assessment
Arch. Sakuma	Private Architect	Building / Church Assessment
Dr. Nakata	Kyoto Univ.	Fault Mapping

### Installation of Temporary Seismic Monitoring Station and GPS Sites for Crustal Deformation



Completed Extension New Building and Repair of existing Building last July, 2013 for Tagbilaran Seismic Station worth P1,400,000.00 plus.



**Sector** : **DEVELOPMENT ADMINISTRATION**

**Sub-sector** : **Justice and Safety**

**Office/Agency:** **PHILIPPINE ATMOSPHERIC, GEOPHYSICAL AD ASTRONOMICAL SERVICES ADMINISTATION (PAG-ASA)**

---

#### **HIGHLIGHTS OF ACCOMPLISHMENTS IN CY 2013**

1. The new PAGASA Weather Station Building was completed last January 2013 at Barangay Dao, Dauis, Bohol and we transferred last April 16,2013 from Tagbilaran City Airport and start operation on April 22, 2013. Attached are the photos of new PAGASA Weather Station building
2. Aside from our routinary work we provided 1,3.(METAR) Aerodrome Actual Weather Report for different airlines of Tagbilaran City Airport
3. Reported 2,920 Surface Synoptic Weather Observation PAGASA Central Office
4. Dissiminated 696 Weather Forecast to different radio stations in the Province of Bohol and concerned Government Agencies and Private Entities
5. Dissiminated 146 Weather Bulletins and Advisories during Tropical Cyclone that entered the Philippine Area of Responsibility (PAR) to different radio stations in the Province of Bohol and concerned Government Agencies and Private Entities
6. Attended 42 meetings called by the City and the Province and Entities
7. Attended and Lectured on Disaster Risk Reduction Seminars at Barangay Poblacion III, Tagbilaran City with 30 participants, at Tubigon, Bohol (ICLEI) Southeast Asia with 35 participants and at Baclayon Local Government Unit with 35 participants.



Sector : DEVELOPMENT ADMINISTRATION

Sub-sector : Justice and Safety

Office/Agency: BUREAU OF FIRE AND PROTECTION (BFP)

## HIGHLIGHTS OF ACCOMPLISHMENTS IN CY 2013

### A. Operational

#### A. Fire Prevention

- Inspections

	Type of Establishments Inspected	CY 2013
<b>CATEGORIES</b>	Assembly	190
	Educational	342
	Health Care	38
	Detention and Correctional	2
	Residential	2,466
	Mercantile	3,142
	Business	859
	Industrial	258
	Storage	107
	Mixed	164
	Miscellaneous	146
	<b>Total</b>	<b>7,714</b>
	Building Plans Reviewed/ Processed and Issued	3,145
	FSIC for Occupancy Permit	872
	FSIC for Business/ Permit to Operate	2,592
	Total FSIC issued	3,464
	Notice to Comply Issued	786
	Notice to Correct Violations Issued	188
	Abatement Order	0

As seen in the Table, even if the province of Bohol has been ravaged by earthquake, the BFP was still able to have a positive variance of 8.02% on number of establishment inspected.

- Ugnayan Sa Bayan (Drills)

	2nd Sem. 2013
Drills(Firefighting/ Earthquake)	205
Lectures/Seminars	250
Volunteer Fire Brigade	80

- Others (Initiated by OPFM-Bohol)

**HEAT Caravan**

Municipalities	Date	Actual Services/ Programs	Number / Kind of Beneficiaries Served
Clarin, Bohol	Jan. 21, 2013	Organization of Volunteer Fire Brigade	18 barangays representatives
		Launching of Junior Fire Marshal II (JFM II)	10 Schools (Elem. & HS)
		Dispensing of Medicines	patients undetermined
Trinidad, Bohol	Mar. 13, 2013	Organization of Volunteer Fire Brigade	21 barangays representatives
		Launching of Junior Fire Marshal II (JFM II)	7 Schools (Elem. & 1 HS)
		Dispensing of Medicines	patients undetermined
Ubay, Bohol	Sept. 4, 2013	Organization of Volunteer Fire Brigade	10 barangays representatives
		Launching of Junior Fire Marshal II (JFM II)	11 schools (Elem. & HS)
		Dispensing of Medicines	patients undetermined

**B. Fire Suppression**

<b>I. Fire Emergency Calls</b>	<b>2nd Sem. 2013</b>
Responded	100
Estimated Damages	Php17,169,400.00
No. of Families Displaced	
Motor Vehicles/Ship/Water Vessel	5
Grass Fires	17
Injured	
Civilians	4
BFP Member	0
Fatalities	
Civilians	3
BFP Member	0

• Fire Incidents Comparative Report

KINDS	OCCUPANCY	2nd Sem. 2013
STRUCTURAL FIRE	Residential	63
	Industrial/Factory	10
	Commercial/ Mercantile	2
	Storage	3
	Mixed	1
	Business/Gov't Offices	1
	Educational	4
	Institutional (Healthcare)	1
	Places of assembly	3
	Miscellaneous	1
	<b>SUB-TOTAL</b>	<b>89</b>
NON STRUCTURAL FIRE	Grass, rubbish and forest fire	17
	Motor vehicle	4
	Ship/Water Vessel	1
	Aircraft	0
	Locomotive	0
	<b>SUB-TOTAL</b>	<b>22</b>
<b>TOTAL NUMBER OF FIRE INCIDENTS</b>		<b>111</b>

• Fire Investigation

Causes of Fire

PROVINCE	CAUSES OF FIRE INCIDENTS																	TOTAL
	ELECTRICAL CONNECTIONS	ELECTRICAL APPLIANCES	ELECTRICAL MACHINERIES	SPONTANEOUS COMBUSTION	OPEN FLAME DUE TO UNATTENDED COOKING / STOVE	OPEN FLAME DUE TO TORCH OR EMBERS	OPEN FLAME DUE TO UNATTENDED LIGHTED CANDLE OR GASERA	LPG EXPLOSION DUE TO DIRECT FLAME CONTACT OR STATIC ELECTRICITY	LIGHTED CIGARETTE BUTT	CHEMICALS	PYROTECHNICS	LIGHTED MATCHSTICK OR LIGHTER	INCENDIARY DEVICE / MECHANICANISM OR IGNITED FLAMMABLE LIQUIDS	LIGHTNING	BOMB EXPLOSION	UNDETERMINED	OTHERS	
Bohol	13	5	3	2	1	27	15	0	4	0	0	3	3	0	0	16	19	111
Total	13	5	3	2	1	27	15	0	4	0	0	3	3	0	0	16	19	111

Classification of Fire

PROVINCE	CLASSIFICATION OF FIRE CASE					MONITORING OF FIRE			TOTAL NUMBER OF CASUALTIES					
	INTENTIONAL FIRE	ACCIDENTAL FIRE	UNDETERMINED	FIRE CASES UNDER INVESTIGATION	TOTAL	TOTAL NR OF CASES INVESTIGATED	TOTAL NR OF CASES SOLVED	TOTAL NR OF CASES FILED IN COURT	FATALITIES IN FIREFIGHTER	INJURED FIREFIGHTER	TOTAL	FATALITIES IN CIVILIAN	INJURED IN CIVILIAN	TOTAL
Bohol	4	80	7	20	111			0	0	0	0	3	4	7
Total	4	80	7	20	111			0	0	0	0	3	4	7

C. Fire

## Investigation Report

	OCCUPANCY	2nd Sem. 2013
CAUSES OF FIRE	Electrical Connection	13
	Electrical Appliances	5
	Electrical Machinery	3
	Spontaneous combustion	2
	Unattended cooking/stove	1
	Open Flame due to torch/sulo	27
	Unattended lighted candle/gasera	15
	LPG Explosion	0
	Lighted Cigarette butt	4
	Chemicals	0
	Pyrotechnics	0
	Lighted match stick/lighter	3
	Incendiary devices/flammable liquid	2
	Lightning	0
	Bomb Explosion	0
	Under Investigation	32
	Others	4
	<b>TOTAL</b>	<b>111</b>
CLASSIFICATION OF FIRE	Intentional fire	4
	Accidental Fire	80
	Undetermined	6
	Fire causes under investigation	21
	<b>TOTAL</b>	<b>111</b>
CASUALTIES	Fatalities in firefighter	0
	Fatalities in civilian	3
	Injuries in Fire Fighter	0
	Injuries in Civilian	4
	<b>TOTAL</b>	<b>7</b>

## D. Emergency Medical and Rescue Services

Activities/TCEMROT	CY 2013
1. Life threatening	
a.) Medical	
b.) Rescue/Vehicular Accident	10
c.) Extrication	
II. Lectures/Trainings/Seminars	
a.) Government Agencies	
b.) Barangay Level	8
c.) School & Private Occupancies	14
III. Outreach Program:	
* TCEMROT Services e.g. Standby Paramedics	12
* BFP Personnel, Dependent, Patients catered (BP monitoring, etc.)	340

The EMS Tagbilaran conducted twelve (12) First Aid and Basic Life Support lectures this school year. Also standby as medics during the Sandugo street dancing last July 28, Sandugo concert at ICM, Kapuso concert at CPG Complex this city, and Oplan Kaluluwa at Dampas and Victoria cemetery. Responded at Maribojoc Fire Station after the 7.2 earthquake

## **E. Fire Code Revenues Generation**

### **Fire Code Fees Collection by Collecting Officers or MFMs/Collecting Agents**

<b>Station/ Cluster Mun.</b>	<b>CY 2013</b>
1. Antequera FS	65,753.91
* San Isidro	20,553.75
2. Baclayon FS	206,650.00
* Alburquerque	50,481.00
3. Balilihan FS	45,327.68
* Catigbian	74,943.50
4. Batuan FS	46,566.00
5. Bien Unido FS	33,222.85
6. Bilar FS	69,457.00
* Sevilla	18,242.50
7. Buenavista FS	63,471.00
* Danao	64,561.00
8. Calape FS	144,165.61
9. Candijay FS	95,222.10
* Anda	58,684.00
10. Carmen FS	192,753.50
* Dagohoy	52,377.09
11. Clarin FS	57,471.00
* Sagbayan	131,909.00
12. Dauis FS	285,887.00
13. Dimiao FS	33,770.70
* Lila	58,845.00
14. Inabanga FS	133,333.50
15. Jagna FS	506,232.50
* Duero	131,760.00
* Guindulman	69,624.17
16. Loay FS	84,150.00
* Loboc	101,435.00
17. Loon FS	217,439.00
18. Maribojoc FS	112,448.00
* Cortes	83,412.00
19. Mabini FS	81,343.16
20. Panglao FS	475,869.08
21. Pilar FS	43,013.00
* Sierra Bullones	29,824.70
22. Tagbilaran City FS	1,839,482.83



Station/ Cluster Mun.	CY 2013
* Corella	50,585.77
* Sikatuna	31,154.65
23. Talibon FS	278,723.00
* Getafe	111,265.00
24. Trinidad FS	94,181.50
* San Miguel	49,081.00
25. Tubigon FS	279,975.00
26. Ubay FS	190,552.50
* Alicia	78,075.00
* Pres. C.P.G.	P 40,274.00
27. Valencia FS	63,929.00
Garcia Hernandez	155,572.00
<b>TOTAL</b>	<b>7,162,776.55</b>

### Logistical Initiative

1. Some LGU's have steadfastly supported the logistical needs of every BFP fire station such as office supplies, travel allowance, repair of firetrucks and others due to the strong presentation from City and Municipal Fire Marshals.
2. On May 27-29, 2013, Three (3) new Fire Stations were activated due to the Donation of their respective Firetrucks to the Bureau of Fire Protection namely Buenavista, Bien Unido and Daus Municipalities.

## II. CAPABILITY PROFILE

### 1. LIST OF STATIONS WITH THEIR CLUSTER MUNICIPALITY/IES

Name of Fire Station	Clustered Municipalities	No. of Barangays	Population
Tagbilaran City F/S		15	96,792
	Corella	8	7,699
	Sikatuna	10	6,380
Maribojoc F/S		22	20,491
	Cortes	14	15,294
Antequera F/S		21	14,481
	San Isidro	12	9,125
Loon F/S		67	42,800
Calape F/S		33	30,146
Tubigon F/S		34	44,902
Clarín F/S		24	20,296
	Sagbayan	24	20,091
Inabanga F/S		50	43,291
Buenavista F/S (new)		35	27,031
	Danao	16	17,952
Trinidad F/S		20	28,828
	San Miguel	18	23,574
Bien Unido F/S (new)		15	25,796
Talibon F/S		25	61,373
	Getafe	24	27,788
Ubay F/S		44	68,578
	Carlos P. Garcia	23	23,287
	Alicia	15	22,285
Candijay F/S		21	29,043
	Anda	16	16,909
Mabini		22	28,174
Pilar F/S		21	26,887
	Sierra Bullones	22	24,698
Jagna F/S		33	32,566
	Duero	17	17,580
	Guindulman	19	31,789
Valencia F/S		35	27,586
	Garcia Hernandez	30	23,038
Dimiao F/S		35	15,166
	Lila	18	11,985
Loay F/S		24	16,261
	Loboc	28	16,312
Baclayon F/S		17	18,630
	Alburquerque	11	9,921
Bilar F/S		19	17,098
	Sevilla	13	10,443

Batuan F/S (new)		15	12,431
Carmen F/S		29	43,579
	Dagohoy	15	18,868
Balilihan F/S		31	17,147
	Catigbian	22	22,686
Panglao F/S		10	28,603
Dauis F/S (new)		12	39,448
	<b>TOTAL</b>	<b>1,104</b>	<b>1,255,128</b>

## 2. a. Personnel Requirements (Fireman to Firetruck Ratio)

Name of Province/Station		Number of Firetruck	Ideal Strength 1:14	Actual	Variance
1	OPFM-Bohol		12	9	-25.00
2	Antequera FS	1	1:14	8	-42.86
3	Baclayon FS	1	1:14	7	-50.00
4	Balilihan FS	1	1:14	9	-35.71
5	Batuan FS	1	1:14	8	-42.86
6	Bien Unido FS	1	1:14	8	-42.86
7	Bilar FS	1	1:14	9	-35.71
8	Buenavista FS	1	1:14	8	-42.86
9	Calape FS	1	1:14	8	-42.86
10	Candijay FS	1	1:14	8	-42.86
11	Carmen FS	1	1:14	7	-50.00
12	Clarín FS	1	1:14	8	-42.86
13	Dauis FS	1	1:14	7	-50.00
14	Dimiao FS	1	1:14	7	-50.00
15	Inabanga FS	1	1:14	7	-50.00
16	Jagna FS	2	2:28	13	-53.57
17	Loay FS	1	1:14	7	-50.00
18	Loon FS	1	1:14	7	-50.00
19	Maribojoc FS	1	1:14	10	-28.57
20	Panglao FS	2	2:28	13	-53.57
21	Pilar FS	1	1:14	8	-42.86
22	Tagbilaran City FS	7	7:98	55	-43.88
23	Talibon FS	2	2:28	12	-57.14
24	Trinidad FS	1	1:14	7	-50.00
25	Tubigon FS	1	1:14	7	-50.00
26	Ubay FS	2	2:28	11	-60.71
27	Valencia FS	1	1:14	9	-35.71
<b>TOTAL</b>		<b>36</b>	<b>504</b>	<b>277</b>	<b>-45.04</b>

The 277 total strength is not adequate to handle 26 stations with 36 firetrucks). There is a need of 227 additional firefighting personnel to boost efficiency and effectiveness in the service more particularly to the further distant towns in the province.

## 2.b Fireman to Population Ratio

	Name of Province/Station	Population	Ideal Strength 1:2,000	Actual Strength	Variance (%)
1	OPFM-Bohol	1,255,128	628	277	-55.86
2	Antequera FS	23,606	12	8	-32.22
3	Baclayon FS	28,551	14	7	-50.96
4	Balilihan FS	39,833	20	9	-54.81
5	Batuan FS	12,431	6	8	28.71
6	Bien Unido FS	25,796	13	8	-37.97
7	Bilar FS	27,541	14	9	-34.64
8	Buenavista FS	27,031	14	8	-40.81
9	Calape FS	30,146	15	8	-46.92
10	Candijay FS	96,411	48	8	-83.40
11	Carmen FS	62,447	31	7	-77.58
12	Clarin FS	58,339	29	8	-72.57
13	Dauis FS	39,448	20	7	-64.51
14	Dimiao FS	27,151	14	7	-48.44
15	Inabanga FS	43,291	22	7	-67.66
16	Jagna FS	81,935	41	13	-68.27
17	Loay FS	32,573	16	7	-57.02
18	Loon FS	42,800	21	7	-67.29
19	Maribojoc FS	35,785	18	10	-44.11
20	Panglao FS	28,603	14	13	-9.10
21	Pilar FS	51,585	26	8	-68.98
22	Tagbilaran City FS	110,871	55	55	-0.79
23	Talibon FS	89,161	45	12	-73.08
24	Trinidad FS	52,402	26	7	-73.28
25	Tubigon FS	44,902	22	7	-68.82
26	Ubay FS	96,366	48	11	-77.17
27	Valencia FS	50,624	25	9	-64.44

Serving Bohol with Population of One Million Two Hundred Fifty Five Thousand One Hundred Twenty Eight (1,255,128) inhabitants, BFP shall have to complement some 351 additional firefighters per ideal requirement under 1:2000 ratio.

## 2.c Status of Sub-station

UNIT / STATION	TYPE OF CONSTRUCTION	APPROX. AREA (sq.m.)	STATUS OF OCCUPANCY
OCFM/Tagb City F/Stn	Concrete	144.31	Lot owned by city LGU and donated to BFP
EMS	Concrete	32.97	Lot owned by city LGU and donated to BFP
Tagbilaran City Central Fire Station	Concrete	622.72	Lot owned by city LGU and donated to BFP
Old City Hall F/Sub-Stn	Semi-Concrete	191.25	Lot and building owned by city LGU
Ubujaan F/Sub-Stn	Concrete	50	Lot and building owned by city LGU
Mansasa F/Sub-Stn	Semi-Concrete	45	Lot and building owned by city LGU
Dao F/Sub-Stn	Semi-Concrete		Lot and building owned by city LGU

## 3.a Status of Fire truck

- Registration and Insurance of BFP Vehicles

UNIT/STATION/ PROVINCE	TYPE OF VEHICLE/s	ENGINE #	CHASSIS #	PLATE #	NAME OF INSUR ANCE	DATE REGISTE RED	REMARKS
<b>OPFM- BOHOL</b>	TOYOTA	287330	FSAO-35602	SDA-971	GSIS	10-Jan	On process
<b>TAGBILARAN CITY FS</b>	MAZDA AMBU	231663	SRY0E2- MF000298	SDX-544			On process
	MITSUBISHI	22971	123849	SEY-195	GSIS	10-May	On process
	MITSUBISHI	8DC9- 218377	FU3138- 50672	SEY-114	GSIS	10-Apr	On process
	ISUZU RA-61	6RAI-302302	SHZ581- 1974718	SEY-114			On process
	HINO NIKKI	EH700- 216923	FFI735- 10927	SEY-136			On process
	KIA CERES	82-396376	KINCSBIIII8 052309	UDA-856			On process
	HINO BOOM	EB300- 41216	KB- 3131107	CNB-395			On process
	ISUZU V8	8PCI- 9728075	TD70- 1715038	SHN-603			On process
	NISSAN CONDOR	FD6- 052349T	CM86B- 00380	SGT-619			On process
	TOYOTA	2F680861	FJG1- 000078	SHN-634			On process
	TOYOTA	2F684080	FJG1- 0000103	SHN-633			On process



UNIT/STATION/ PROVINCE	TYPE OF VEHICLE/s	ENGINE #	CHASSIS #	PLATE #	NAME OF INSUR ANCE	DATE REGISTE RED	REMARKS
	TOYOTA	2F687228	FJG1- 0000119	SHN-644			On process
<b>BALILIHAN FS</b>	HYUNDAI	D6BR304872 0	KMFLA19RP 4CO46272	SJE-645		8-May	N.O.
<b>BILAR FS</b>	KIA CERES	SC-801521	CMKW57- 0275	WDB-926			On process
<b>CALAPE FS</b>	HYUNDAI	D6BJWO152 42	KP7AL1FB WS000028	SFG-519			Unregister ed
<b>CARMEN FS</b>	ISUZU	6HH1- 204003	FRR33D2- 3000885	RFA-902			Unregister ed
<b>ANTEQUERA FS</b>	FUSO CANTER	4D32- 744349	FE315BN-521480				On Process (Red Plate)
<b>BATUAN FS</b>	ISUZU ELF	4JB1-490888	NKR55L- 7103064	SKP341			Registered
<b>BUENAVISTA FS (new)</b>	ISUZU FORWARD	PK 4164- 500703	6DIS-407668				On Process (Red Plate)
<b>BIEN UNIDO FS (new)</b>	ISUZU ELF	4BA1- 487308	TLD44- 9914897	7TU685			Registered
<b>DAUIS FS (new)</b>	ISUZU FORWARD	6BD1- 373935	SCR480- 3311975	CGR359			Registered
<b>CLARIN FS</b>	HYUNDAI	D6BJWO154 97	KP7AL1FB WS000010	SFT-419			Unregister ed
<b>DIMIAO FS</b>	ANOS	4HG174534 4P	PABN1R71R L9200551	NVO-396			N.O.
<b>INABANGA FS</b>	ANOS	YD480QY60 701220Z	LJ11KAAA9 6C024683	ZGR-155			N.O.
<b>LOAY FS</b>	KIA CERES	SC-803090	CMKW57- 0689	UTY-682			Unregister ed
<b>LOON FS</b>	ISUZU	6BD1- 377380	JCR420- 3460318	SCL-619	GSIS	9-Sep	On Process
<b>MARIBOJOC FS</b>	ANOS	4HG174521 2P	PABN1R7RL 9200546	NVO-194			N.O.
<b>JAGNA FS</b>	KIA CERES	SC-804016	CMKW57- 0703	UUT-875			For payment
	ISUZU	8DC7- 032793	74-1037-50	SEY-156	GSIS	10-Jun	On process
<b>PANGLAO FS</b>	ANOS	4HG174631 8P	PABN1R7L9 2000554	NVO-406			N.O.
<b>UBAY FS</b>	HYUNDAI	D6BJWO152 96	KP71AL1FB WS00001P 7P	SFG-779	GSIS	10-Sep	Registered
	FMC 800	8DC4- 112652	74-1037-51	SBM-388			Unregister ed
<b>TALIBON FS</b>	ISUZU	6BD1- 324511	JCR420- 3377523	SBV-832	GSIS	10-Feb	On Process
	ISUZU	6HEI- 691913	JALFTR32 HN3000012 4	SJV-870			On Process
<b>TUBIGON FS</b>	ISUZU	6BD1- 377084	JCR420- 3460186	SBM-769	GSIS	9-Sep	On process

UNIT/STATION/ PROVINCE	TYPE OF VEHICLE/s	ENGINE #	CHASSIS #	PLATE #	NAME OF INSUR ANCE	DATE REGISTE RED	REMARKS
<b>TRINIDAD FS</b>	ANOS	4HG174520 3P	PABN1R7RL 9200545	NVO-415			N.O.
<b>VALENCIA FS</b>	HYUNDAI	D6BJW0152 91	KP1AL1FB WS00001P 7P	SFT-399			Unregister ed
<b>CANDIJAY FS</b>	ANOS	SC-803094	CMKW57- 0688	UTY-702			Unregister ed
<b>PILAR FS</b>	ISUZU	4BF1- 783247	NKR58E- 0492385	7TS-524		3-May- 11	On process

Table above shows that only Fire trucks ending in 4, 5, & 6 of this province are on process of LTO Registration, the rest were unregistered/on process and the others document still at NHQ. Further, Registration and insurance of firetrucks are facilitated centrally by the Regional Logistics of BFP

#### 4.a Status of Firefighting Gears and Equipment

Province of Bohol	FIRE COAT		FIRE BOOTS		HELMET	
	Svc	Unsvc	Svc	Unsvc	Svc	Unsvc
1. OPFM-Bohol	9	0	0	0	8	0
2. Tagbilaran City FS	29	0	32	0	37	0
3. Loon FS	1	5	2	6	7	0
4. Calape FS (Donated)	8	0	10	0	9	0
5. Tubigon FS	6	2	2	4	7	0
6. Balilihan FS	5	0	10	0	7	0
7. Panglao FS	8	0	8	0	8	0
8. Talibon FS	3	0	6	0	6	0
9. Ubay FS	10	1	5	3	9	0
10. Jagna FS	8	0	6	3	8	0
11. Valencia FS	3	0	8	0	4	0
12. Loay FS	9	0	8	0	4	0
13. Bilar FS	5	0	6	0	4	0
14. Carmen FS	5	0	6	0	4	0
15. Clarin FS	7	0	6	0	5	0
16. Inabanga FS	5	0	5	0	1	0
17. Trinidad FS	4	0	5	0	3	0
18. Dimiao FS	5	0	3	0	5	0
19. Maribojoc FS	7	0	6	0	8	0
20. Candijay FS	4	0	9	0	5	0
21. Pilar FS (LGU)	12	0	7	0	5	0
22. Baclayon FS	3	0	3	0	3	0
23. Antequera FS	2	0	5	0	3	0
24. Batuan FS	4	0	3	0	3	0
25. Bien Unido FS (new)	2	0	2	0	0	0
26. Buenavista FS (new)	4	0	4	0	2	0
27. Dauis FS (new)	4	0	2	0	0	0
<b>GRAND TOTAL</b>	<b>172</b>	<b>8</b>	<b>169</b>	<b>16</b>	<b>165</b>	<b>0</b>

Province of Bohol	SCBA		GLOVES	
	Svc	Unsvc	Svc	Unsvc
1. OPFM-Bohol	0	0	0	0
2. Tagbilaran City FS	6	3	57	0
3. Loon FS	0	2	7	0
4. Calape FS	0	0	2	2
5. Tubigon FS	0	0	6	2
6. Balilihan FS	0	0	10	0
7. Panglao FS	2	0	8	0
8. Talibon FS	2	0	4	0
9. Ubay FS	0	0	9	6
10. Jagna FS	1	0	7	0
11. Valencia FS	0	0	8	0
12. Loay FS	0	0	13	0
13. Bilar FS	0	0	5	0
14. Carmen FS	0	0	11	0
15. Clarin FS	0	0	5	0
16. Inabanga FS	0	0	11	0
17. Trinidad FS	0	0	8	0
18. Dimiao FS	0	0	6	0
19. Maribojoc FS	2	0	8	0
20. Candijay FS	0	0	7	0
21. Pilar FS (LGU)	0	0	9	0
22. Baclayon FS	0	0	5	0
23. Antequera FS	0	0	5	0
24. Batuan FS	0	0	3	0
25. Bien Unido FS (new)	0	0	0	0
26. Buenavista FS (new)	0	0	2	0
27. Dausi FS (new)	0	0	2	0
<b>GRAND TOTAL</b>	<b>13</b>	<b>5</b>	<b>218</b>	<b>10</b>

Province of Bohol	FIRE HOSE				FIRE NOZZLE			
	1.5		2.5		1 1/2		2 1/2	
	SVC	UNSV	SVC	UNSV	SVC	UNSV	SVC	UNSV
1. OPFM-Bohol	55	0	24	0	0	0	0	0
2. Tagbilaran City FS	61	2	47	4	6	0	6	0
3. Loon FS	11	1	11	0	5	0	5	0
4. Calape FS	8	6	10	1	4	1	4	0
5. Tubigon FS	11	3	15	0	1	0	0	1
6. Balilihan FS	10	0	5	0	2	0	1	0
7. Panglao FS	27	1	14	0	4	0	2	0
8. Talibon FS	19	2	14	2	4	0	2	0
9. Ubay FS	23	2	14	1	6	0	2	0
10. Jagna FS	14	5	12	2	2	0	1	0
11. Valencia FS	6	1	7	0	2	0	2	0
12. Loay FS	8	1	3	0	3	0	0	0
13. Bilar FS	9	1	3	0	4	0	0	0
14. Carmen FS	11	0	8	0	3	0	1	0
15. Clarin FS	9	0	5	3	2	0	2	0
16. Inabanga FS	5	2	7	0	2	0	1	0

Province of Bohol	FIRE HOSE				FIRE NOZZLE			
	1.5		2.5		1 1/2		2 1/2	
	SVC	UNSVC	SVC	UNSVC	SVC	UNSVC	SVC	UNSVC
17. Trinidad FS	9	1	7	0	2	0	1	0
18. Dimiao FS	4	6	4	3	2	0	1	0
19. Maribojoc FS	14	0	7	0	2	0	1	0
20. Candijay FS	10	4	7	2	5	0	0	0
21. Pilar FS (LGU)	7	0	4	0	2	0	0	0
22. Baclayon FS	2	0	1	0	1	0	0	0
23. Antequera FS	3	0	2	0	1	0	1	0
24. Batuan FS	2	0	2	0	0	0	0	0
25. Bien Unido FS (new)	2	0	0	0	2	0	2	0
26. Buenavista FS (new)	4	0	2	0	2	0	1	0
27. Dauis FS (new)	4	0	2	0	1	0	1	0
<b>GRAND TOTAL</b>	<b>293</b>	<b>38</b>	<b>213</b>	<b>18</b>	<b>70</b>	<b>1</b>	<b>37</b>	<b>1</b>

The tables on the stations of Firefighting Gears and Equipment adduced that of the 277 BFP-Bohol firefighters, only 166 personnel have PPEs and 111 personnel have no issue of firefighting apparels.

As of December 4, 2013, BFP have received supplies, 79 fire hoses, 17 pairs fire gloves, 7 fire helmets, 6 fire coats, and other fire fighting equipment from the RSAPD 7 for checking, distribution and downloading to the City/ Municipal Fire Stations.

# List of Ordinances Approved in 2013

## 2013-001

Appropriating the amount of P3,000,000.00 to be taken from the Performance Challenge Fund (PCF) given by DILG as our incentive being the Regional Winner of the Gawad Pamana ng Lahi for the implementation of the Concreting of the Bagumbayan-Estaca Road, Pilar (Estaca side). (Sponsored by Hon. Cesar Tomas M. Lopez; co-sponsored by the Honorable Presiding Officer, Senior Member Dionisio D. Balite)

## 2013-002

Reverting the amount of **Php554,109.00** from the Salary Savings of the vacant items of the Garcia Memorial Provincial Hospital, San Jose, Talibon, Bohol and reappropriating the same for the payment of wages of its hospital personnel. (Sponsored by Hon. Cesar Tomas M. Lopez; co-sponsored by the Honorable Presiding Officer, Senior Member Dionisio D. Balite)

## 2013-003

Reverting the amount of **Php293,205.00** from the Salary Savings of the vacant items of the Pres. Carlos P. Garcia Municipal Hospital, Pres. Carlos P. Garcia, Bohol and reappropriating the same for the payment of wages of contractual doctors for April-June, 2013. (Sponsored by Hon. Cesar Tomas M. Lopez; co-sponsored by the Honorable Presiding Officer, Senior Member Dionisio D. Balite)

## 2013-004

Reverting the amount of **P84,106.00** from the Salary Savings including PERA/ACA of the vacant items of the Catigbian District Hospital, for the period January to June 30, 2013, and reappropriating the same for the payment of its Job Order Casual employee. (Sponsored by Hon. Cesar Tomas M. Lopez, co-sponsored by the Honorable Presiding Officer, Vice-Gov. Concepcion O. Lim)

## 2013-005

Adopting the Health and Sanitation Code of the Province of Bohol. (Sponsored by Hon. Cesar Tomas M. Lopez; Co sponsored by Hon. Bienvenido C. Molina, Jr., Hon. Romulo G. Cepedoza and the Honorable Presiding Officer, Vice Governor Concepcion O. Lim)

## 2013-006

Institutionalizing the Telephone and Radio System Integrated Emergency Response (**T.a.R.S.I.E.R 117**), appropriating funds therefor and for other purposes. (Motion en Masse)

## 2013-007

Adopting and pursuing a Public-Private Partnership (PPP) approach towards development, creating a PPP Regulatory Authority, and providing appropriations therefor and for other purposes. (Sponsored by Hon. Venzencio B. Arcamo; co-sponsored by Hon. Godofreda O. Tirol; Hon. Josephine Socorro C. Jumamoy, Hon. Jethro Nathaniel L. Imboy, and the Honorable Presiding Officer, Vice Governor Concepcion O. Lim).

## 2013-008

Reverting the amount of P305,708.00 from the Salary Savings from vacant positions of the Cong. Natalio P. Castillo Memorial Hospital, Loon, Bohol, from January 1-June 30, 2013, and re-appropriating the same for the payment of the salaries of the Job Order workers in said hospital.



(Sponsored by Hon. Cesar Tomas M. Lopez; co-sponsored by the Honorable Presiding Officer, Vice-Gov. Concepcion O. Lim)

**2013-009**

Reverting the amount of Seven Million Pesos (P7,000,000.00) from the herein-mentioned items from the 20% Development Fund Balance of CY 2009 and reappropriating the same as counterpart fund for the Resettlement Project. (Sponsored by Hon. Tomas D. Abapo, Jr., co-sponsored by the Honorable Presiding Officer, Vice-Gov. Concepcion O. Lim)

**2013-010**

Reverting the amount of **P790,271.15** from the Office Buildings under SB ONE Supplemental Appropriation and reappropriating the same for the payment of Furniture and Fixtures, IT Equipment, Office and other Equipment of the Office of the Governor and other concerned offices. (Sponsored by Hon. Abeleon R. Damalerio; co-sponsored by Hon. Cesar Tomas M. Lopez, Hon. Jovanna C. Jumamoy, and the Honorable Presiding Officer, Senior Member Dionisio D. Balite)

**2013-011**

Reverting the amount of One Hundred Eleven Thousand One Hundred Twenty Nine Pesos and Fifty Centavos (**P111,129.50**) from the Salary Savings of unfilled positions of Clarin Community Hospital, Clarin, Bohol and reappropriating the same for General Services and Medical, Dental and Laboratory Supplies. (Sponsored by Hon. Abeleon R. Damalerio, Hon. Cesar Tomas M. Lopez, Hon. Jovanna C. Jumamoy and the Honorable Presiding Officer Concepcion O. Lim).

**2013-012**

Reverting the amount of **P50,000.00** from Maintenance and Other Operating Expenses (MOOE) allocation of the Office of Hon. Gerardo C. Garcia and re-appropriating the same to Capital Outlay allocation for the purchase of office equipment, furniture & fixtures and communication equipment. (Sponsored by Hon. Cesar Tomas M. Lopez and the Honorable Presiding Officer, Senior Member Dionisio D. Balite)

**2013-013**

Creating Twenty Two (22) Casual Plantilla Positions under the Office of the Governor- (TaRSIER 117) and appropriating funds therefor. (Sponsored by Hon. Abeleon R. Damalerio, co-sponsored by Vice-Gov. Concepcion O. Lim, Hon. Venzencio B. Arcamo, Hon. Cesar Tomas M. Lopez, Hon. Godofreda O. Tirol, Hon. Elpidio M. Jala, Hon. Antonio P. Ouano, Jr., Hon. Madelone Y. Rengel, Hon. Gerardo C. Garcia, Hon. Tomas D. Abapo, Jr., Hon. Jovanna C. Jumamoy and the Honorable Presiding Officer, Senior Member Dionisio D. Balite)

**2013-014**

Reverting the amount of Two Hundred Ninety Three Thousand One Hundred Sixty Three Pesos (P293,163.00), from the Salary Savings of the vacant positions of Pres. Carlos P. Garcia Municipal Hospital and reappropriating the same for the payment of wages of its Fourteen (14) Job Order employees, from July to September 2013 amounting to One Hundred Nine Thousand Pesos (P109,000.00) and for the Maintenance and Other Operating Expenses (MOOE) amounting to One Hundred Eighty Two Thousand One Hundred Sixty Three Pesos (P182,163.00). (Sponsored by Hon. Abeleon R. Damalerio; co-sponsored by Hon. Cesar Tomas M. Lopez, Hon. Godofreda O. Tirol, Hon. Jovanna C. Jumamoy, and the Honorable Presiding Officer, Vice-Gov. Concepcion O. Lim).

**2013-015**

Appropriating the total amount of Four Million Three Hundred Thousand Pesos (P4,300,000.00) to be taken from the Drug Revolving Fund as Contingency Fund of the following hospitals herein-mentioned to augment its hospital needs that cannot be accommodated under the General Appropriation. (Sponsored by Hon. Abeleon R. Damalerio; co-sponsored by Hon. Cesar Tomas M.

Lopez, Hon. Godofreda O. Tirol, Hon. Jovanna C. Jumamoy, and the Honorable Presiding Officer, Vice-Gov. Concepcion O. Lim).

**2013-016**

Reverting the amount of One Hundred Sixty One Thousand Six Hundred Eighty Two Pesos (**P161,682.00**) from the Salary Savings of the unfilled vacant positions of the Candijay Community Hospital, Candijay, Bohol and reappropriating the same for General Services of said hospital, for the period October to December 2013. (Sponsored by Hon. Cesar Tomas M. Lopez; co-sponsored by the Honorable Presiding Officer, Senior Member Dionisio D. Balite)

**2013-017**

Reverting the amount of One Million Five Hundred Eighty Six Thousand Three Hundred Ninety Four Pesos (**P1,586,394.00**) from the Salary Savings of Unfilled Vacant Positions of the Provincial Engineer's Office, and reappropriating the same for the payment of wages of its road maintenance personnel on Job Order. (Sponsored by Hon. Cesar Tomas M. Lopez, co-sponsored by Hon. Abeleon R. Damalerio, Hon. Godofreda O. Tirol and the Honorable Presiding Officer, Vice Governor Concepcion O. Lim)

**2013-018**

Reverting the amount of Three Million One Hundred Eighty One Thousand Four Hundred Fourteen Pesos (**P3,181,414.00**) from the Salary Savings of the vacant positions of the Governor's Office (Php2,600,000.00) and the Provincial General Services Office (PGSO) (Php581,414.00), and reappropriating the same for the payment of wages of Job Order workers in the said offices. (Sponsored by Hon. Cesar Tomas M. Lopez, co-sponsored by Hon. Abeleon R. Damalerio, Hon. Godofreda O. Tirol, and the Honorable Presiding Officer, Vice Governor Concepcion O. Lim)

**2013-019**

Amending Article 4D.01, paragraph (2)(d) of Provincial Ordinance No. 97-001, Carlos P. Garcia Sports Complex facilities as amended by Provincial Ordinance No. 2006-16, rental fee for the use of the Swimming Pool be subject to bidding with a floor price of **P20,000.00** per month, otherwise known as the Revised Revenue Code of the Province of Bohol. (Sponsored by Hon. Abeleon R. Damalerio, co-sponsored by Hon. Tomas D. Abapo, Jr., Hon. Cesar Tomas M. Lopez, and the Honorable Presiding Officer, Vice Governor Concepcion O. Lim)

**2013-20**

Amending Section 4D.01, (2) of Provincial Ordinance No. 2006-016, CPG Sports Complex Facilities as amended by Provincial Ordinance No. 2011-015, providing Advertising Rates for Billboards in the CPG Sports Complex for one thousand per month. (Sponsored by Hon. Abeleon R. Damalerio, co-sponsored by Hon. Tomas D. Abapo, Jr., Hon. Cesar Tomas M. Lopez, and the Honorable Presiding Officer, Vice Governor Concepcion O. Lim)

**2013-021**

Appropriating the amount of Forty One Million Four Hundred Sixty Thousand Pesos (**Php41,460,000.00**) from Personal Services (PS) and Maintenance & Other Operating Expenses (MOOE) Savings for the payment of the following: (a) Productivity Enhancement Incentive (PEI) of Fifteen Thousand Pesos (P15,000.00) each for all qualified Officials and Regular/Plantilla employees of the Provincial Government; and (b) Collective Negotiation Agreement (CNA) of Fifteen Thousand Pesos (P15,000.00) each for qualified Officials and Regular employees. (**Motion en Masse**)

**2013-022**

Appropriating the amount of Eight Million Nine Hundred Fifteen Thousand Pesos (**Php8,915,000.00**), from the Maintenance and Other Operating Expenses (MOOE) Savings for the payment of the following: (a) Cash Assistance for each qualified Contractual Worker/Consultant, in

the amount of Ten Thousand Pesos (P10,000.00); and (b) Cash Assistance for Casual Job Order Workers who have rendered at least six (6) months service within the year and are still in service at the time of the release in the service at the time of the release in December 2013 in the amount of Five Thousand Pesos (P5,000.00), each for their contribution to the overall performance of the Provincial Government, and as recovery assistance from the recent disastrous calamities, subject to policies/guidelines which may be issued relative thereto. **(Motion en Masse)**

**2013-023**

Reverting the amount of Fifty Thousand Pesos (P50,000.00), from the Maintenance and Other Operating Expenses (MOOE) allocation of the Office Hon. Antonio P. Ouano, Jr. and reappropriating the same to Capital Outlay for the purchase of office equipment for said office. (Sponsored by Hon. Antonio P. Ouano, Jr.; co-sponsored by the Honorable Presiding Officer, Vice-Gov. Concepcion O. Lim)

**2013-024**

Reverting the amount of Five Hundred Thousand Pesos (P500,000.00) to be taken from the balance of Drug Revolving Fund of Cong. Natalio Castillo Memorial Hospital, Loon, Bohol, and re-appropriating the same for the payment of salaries of its hospital's Job Order and Contractual workers. (Sponsored by Hon. Cesar Tomas M. Lopez; co-sponsored by the Honorable Presiding Officer, Vice-Gov. Concepcion O. Lim)

**2013-025**

Amending Appropriation Ordinance No. 2013-015, to include the appropriation of 5% or the amount of Two Hundred Fifteen Thousand Pesos (P215,000.00) of the Revolving Fund of (P4,300,000.00) as Calamity Fund and consequently an adjustment of the Contingency Fund. (Sponsored by Hon. Cesar Tomas M. Lopez; co-sponsored by the Honorable Presiding Officer, Vice-Gov. Concepcion O. Lim)

# List of Executive Orders Issued in 2013

## 2013-01

Creating the Provincial Government of Bohol – Civil society Organizations (PGBh-CSO) Awards Committee and for Other Purpose

## 2013-02

Creating an Assessment Team to Conduct an Evaluation on the Extent of Damage Brought by Typhoon Pablo to the Dive Site in Bohol Province most particularly those found in Panglao Island and the municipalities of Dauis, Baclayon, Anda and Loon, Bohol

## 2013-03

Recognizing the updated composition of the Provincial Land Use Committee (PLUC) and acknowledging its continuing Role in assesting the Sangguniang Panlalawigan in reviewing the Land Use Plans of the component City and Municipalities of the Province of Bohol

## 2013-05

Setting up of the Local Monitoring Body (LMB) and the Local Monitoring Mechanism (LMM) on CARHRIHL in the Province of Bohol

## 2013-06

Creating the Fact Finding Team for the Local Monitoring Board on CARHRIL in the Province of Bohol

## 2013-07

Creating the Povincial Performance Fund (PCF) Implementation Team of the Provincial Government5 of Bohol

## 2013-09

Creating the Public Financial Management Team in the Provincial Government of Bohol, providing for its composition, defining its functions and for other purposes

## 2013-10

Creating the Technical Working Group to study, prepare, facilitate and monitor the establishment of the Drug Rehabilitation Center in the province mof Bohol, propviding for its composition, functions and for other purposes

## 2013-11

Constituting the Performance Management6 Team (PMT) in the Provincial Government of Bohol under the Strategic Performance Management System (SPMS) providing for its composition defining its functions and for other purposes

## 2013-12

Amending Executive Order No. 10 series of 2013 by adding members to the Technical Working Group to study, prepare, facilitate and monitor the establishment of a Drug Rehabilitation Center in the Province of Bohol

**2013-13**

Creating the Feasibility Study Team on the demand, viability, and sustainability of a Drug Rehabilitation facility, providing its composition, function and for other purposes

**2013-14**

Organizing the Provincial council for the Protection of Children, and Institutionalizing the annual search for Child Friendly Municipalities

**2013-15**

Re-establishing the Implementation for the Land Acquisition and Relocation activities for the New Bohol Airport Construction and sustainable Environment Protection Project (NBACSEPP)

**2013-15A**

Creating a Provincial core Team to provide technical assistance. Supervise and monitor activities in relation to the case study on Building Climate Resilient Ecosystem in Bohol and for other purpose

**2013-16**

Composition of the Bids and Awards Committee (BAC) of the Provincial Government of Bohol

**2013-17**

Amending E.O. No. 5 s.2012 creating the Provincial Eyesight Board for the Eye Care Program and defining its function and other purpose

**2013-18**

Creating a Technical Working Group (TWG) for Eco-Tourism Project Proposals to be presented in Medellin, Columbia, South America and for other purpose

**2013-19**

Establishing Sub-Office of the Governor at the Municipality of Ubay, Bohol and for other purposes

**2013-20**

Reconstituting the Information and Communication Technology (ICT) Sctor Technical Working Group (TWG)

**013-21**

Creating Provincial Board of Assessment Appeals, providing for its composition and funding and for other purposes

**2013-22**

Organizing the Provincial Monitoring and Reporting Committee (PMRC) in the Province of Bohol, for the accreditation of the Civil Society Organization, and selection of representative to the Local Special Bodies

**2013-23**

Adopting the entitlement package for the Project-Affected families of the New Bohol Airport, the list of families qualified for the entitlements and providing for Grievance Redress Mechanism for the project

**2013-24**

Reconstituting the Provincial Development Council (PDC) of the Province of Bohol

**2013-25**

Ammending EO#12 s.of 2011 Reconstituting the Provincial Nutrition Council



**2013-26**

Organizing the Provincial Council for the Welfare of Children, and Institutionalizing the Annual Search for Child-Friendly Municipalities

**2013-26-1**

Creating the Shelter Program Support Unit (SPSU) for the Provincial Government of Bohol

**2013-27**

Creating a Technical Working Group (TWG) to study and review the proposed Cantakot Mini-Hydro Electric Power Plant

**2013-28**

Creating the Bohol International Choral Festival Management Committee, providing for its coposition, defining its functions and for other purposes



# Post Earthquake Recovery and Rehabilitation Efforts

## BOHOL'S DISASTER RESPONSE: QUICK COORDINATED ACTION, PREPAREDNESS & RESILIENCE

- **Convergence with NDRRMC, DILG, DSWD and other NGAs**
- Just minutes after, the **PDRRMC Command Center was instantly operationalized** at the Governor's Mansion. MDRRMCs and CDRRMC were activated and convened.
- Same-day **declaration by the Sangguniang Panlalawigan of a State of Calamity**, after rapid assessment of damage
- **TaRSIER 117** swung into action, spearheading search and rescue efforts with volunteer rescue groups
- **Quick response of LGUs** using their local calamity funds

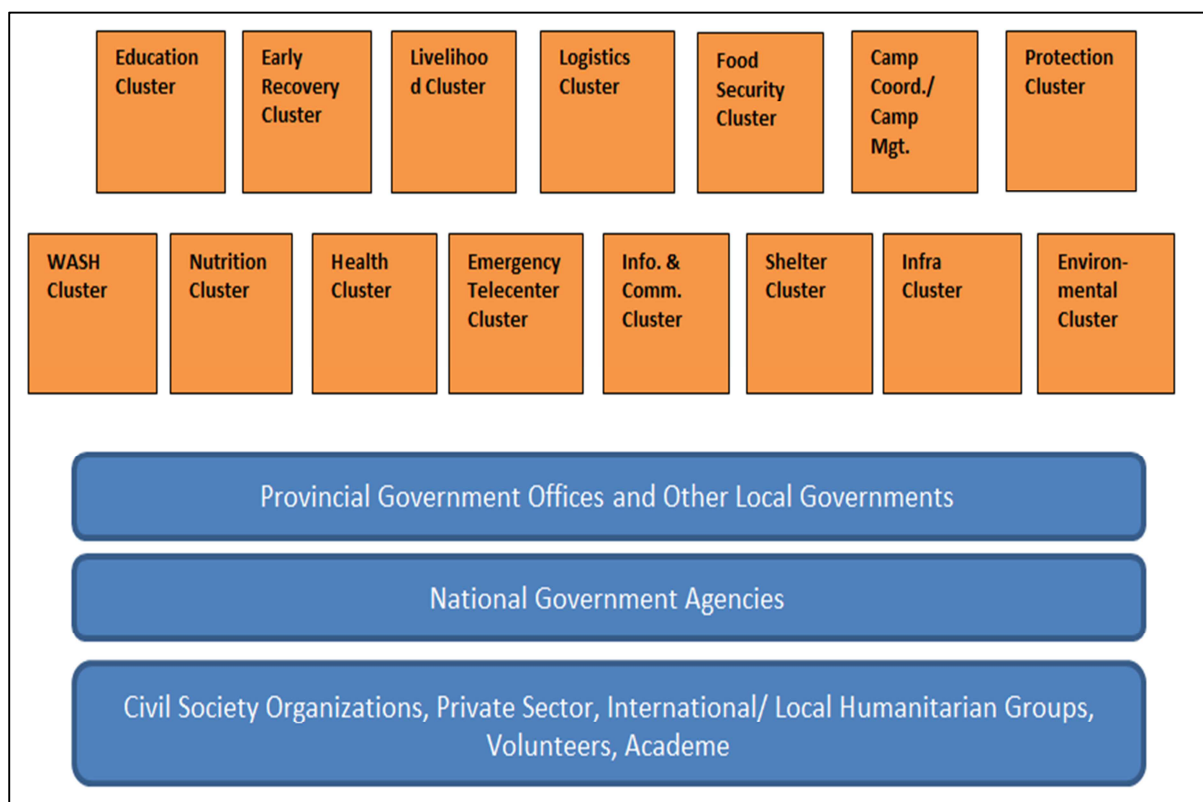


- **Pres. Aquino's immediate arrival and repeated visits, together with the Cabinet Secretaries**, assured Boholanos of sustained support from the national government over the long term.



- **Cluster approach** in relief, recovery and rehabilitation efforts

Regular DAILY meetings shortly after the quake



### RELIEF, RECOVERY AND REHABILITATION EFFORTS BY CLUSTER

#### ✓ **FOOD AND WAREHOUSE CLUSTER**

- DSWD, WFP, PGBh - Distributed relief goods (Family Packs and Non-food assistance)
  - Distributed family packs and non-food assistance to 486,594 individuals (81,099 families)
  - Completed the 3<sup>rd</sup> round distribution of family packs to 17 hardest-hit towns
- Food for Work Program (for Volunteers)



- Established the PLGU /DSWD Relief & Operation Center /Food Warehouses



- Volunteers (public and private) made the repacking and delivery of relief goods more manageable



#### ✓ SHELTER CLUSTER

- Transitional & Core housing solutions for affected families
- Shelter assistance at P912.690 million

The amount of shelter assistance given by DSWD is substantial – a total of **P912.690 million**

- 1<sup>st</sup> tranche – 456.380 million
- 2<sup>nd</sup> tranche – 456.310 million
- P70,000 for 8,083 totally damaged houses under the DSWD List (with MOA between DSWD, PGBh, Habitat for Humanity, and LGUs of 17 hardest-hit Municipalities)
- P10,000 for 34,688 partially damaged houses



- Temporary shelter (tarps, tents & bunkhouses) for affected families
  - **46, 160 tarps and tents distributed**



- 598 houses/bunkhouses\* (17 hardest hit municipalities and others)
- 850 Completed Demolition and Distribution of Debris Removal Kits
- 955 Housing Repair Kits
- Demolition and Debris Removal/Housing Repair Kits and Assistance



## ✓ INFRASTRUCTURE CLUSTER

### Department of Public Works and Highways (DPWH)

- Repair & Rehab of National Roads, Bridges, River Control and School Buildings

#### **Completed**


- Repair/ Rehab of **11** National Roads
- Installation of **8** Temporary/Emergency Steel Bridges
- Repair/Retrofitting of **6** Natl. Bridges

#### **Ongoing**

- Repair/Rehab of **3** National Roads Repair/Rehab of **3** National Bridges
- Repair/Rehab of **1** River Control

#### **For Funding**

- Repair/ construction of **16** damaged natl. bridges along national roads
- Repair of **9** damaged national roads
- Repair of **1** damaged flood control
- Repair/Rehab/Reconstruction of **130** damaged school buildings



Provincial Engineer's Office (PEO)

- Repair/Rehab of Prov'l. Roads & Bridges, Province-owned Hospitals, Public Tourism Facilities, Irrigation & Fishery-related Facilities

**Completed**

- Installation of Road Signage to 7 alternate roads
- Repair/Rehab of 20 Provincial Roads
- Repair/Rehab of 9 Provincial Bridges
- Clearing/Opening of 2 Provincial Roads

**Ongoing**

- Repair/Rehab of 15 Provincial Roads
- Repair/Rehab of 13 Province-owned Hospitals
- Repair/Rehab of 4 Public Tourism Facilities
- Repair/Rehab of 9 irrigation facilities
- Repair/Rehab of 2 Fishery-related facilities




Philippine Ports Authority (PPA)

- Rehab/reconstruction of damaged structures; Repair/ Rehab of Vital Ports (Tagbilaran, Tubigon, Catagbacan (Loon), Getafe, Talibon)

**Completed**

- Conducted immediate repair on the large cracks of Tagbilaran & Tubigon Ports
- Provided modular passenger terminal building at Tagbilaran Port



**Ongoing**

- Conducted underwater investigation along Tagbilaran Port
- Emergency repair on road access of Tagbilaran, Tubigon Talibon & Catagbacan Ports including construction of terminal and administrative buildings

**With Fund Allocation**

- Emergency repair of Port Facilities (Tagbilaran, Tubigon, Talibon, Catagbacan, Getafe & Talibon Ports)

**National Irrigation Administration (NIA)**

- Repair of Communal Irrigation Systems

**Completed**

- Repair of 8 Communal Irrigation System (CIS)

**Ongoing**

- Repair of 2 CIS

**For Funding**

- Repair for 39 damaged CIS located in various municipalities of Bohol

**Civil Aviation Authority of the Philippines (CAAP)**

- Repair and Rehabilitation of Tagbilaran Airport

**Completed**

- Cleaning up of debris and providing of temporary holding area at Tagbilaran Airport

**Ongoing**

- Rehabilitation of Terminal Building, Airport Perimeter Fence & Control Tower Building





### Department of Energy (DOE)

- Restoration of Electric Power one month before the promised deadline
  - DOE completed the restoration of electricity to the province one month before the promised deadline of Dec. 24
- Switch-on of Power Inter-connection by Submarine Cables from Loon to Cabilao Island with its 5 Barangays, benefiting from reliable 24-hour power supply



### ✓ EDUCATION CLUSTER

- Set up of 910 temporary learning spaces to 597 schools
- Provision of tents, tarpaulins, learning/ back to school kits, and teaching materials
- Relief assistance to 4,601 affected teachers, provided construction materials to 137 teachers and cash assistance to 8 teachers
- Provision of health kits to 5,370 pupils



### Convergence with DepEd and Private Sector

- Immediate reconstruction and repair of classrooms thru DepEd's Quick Response Fund and Basic Education Facilities Fund (2013 and 2014)
- Convergence with DepEd/other Organizations for school construction and repair



- Construction of school buildings under the PGBh Long Term Partnership in Education with DepEd and AFP

- Completed the construction of school buildings :
  - First Batch = 15 school buildings
  - Second Batch = 9 school building
- Ongoing construction = 10 school buildings, with 3 more to start in March

- Psychosocial interventions; teaching and learning materials
- Supplemental feeding; Sanitation facilities and hygiene kits to 40 schools
- Relocation sites for schools sitting on vulnerable areas

- **Convergence with DepEd and Other Organizations**

- DePED – provision of psychosocial interventions to 4,396 teachers
- UNICEF & SAVE THE CHILDREN – provision of Teaching and Learning Materials to 104 Elementary school, 10 High schools, 164 teachers
- WFP – Ongoing supplementary feeding program to 15,383 pupils
- Bohol Chronicle/Station DYRD – Ongoing PANSAYAN SA PAARANAN PROJECT to 40 schools
- UNICEF, DepEd, PHO - Ongoing construction of toilet and handwashing facilities to 40 schools and Ongoing provision of hygiene kits to 50,000 pupils
- National Dairy Authority – milk feeding program to 6,000 pupils
- Ongoing acquisition of school sites for 14 schools sitting on sinkholes identified by MGB





✓ **LIVELIHOOD CLUSTER**

Bureau of Fisheries and Aquatic Resources

- Rehabilitation of Mangroves, Seaweed Farms, Fishponds
- Aquaculture & Livelihood Assistance to Fish Farmers
  - Seaweeds Rehabilitation Project
    - 12 Million pesos
    - 12 coastal municipalities
  - Mangrove Planting
    - Ongoing in 15 coastal municipalities
  - Fishpond Rehabilitation Project
    - 15 Million pesos
    - Ongoing validation of sites and beneficiaries
  - Distribution of Bangus and Tilapia Fingerlings to Affected Fish Farmers
    - Distributed 50,000 bangus fingerlings to 5 P.Os in 3 municipalities and 1 City



Department of Social Welfare and Development

- **Community-based Emergency Employment**
- **Cash-For-Work Program**
  - **Cluster Cash-for-Work**
    - P22 Million
    - 7,233 beneficiaries
    - 17 hardly hit municipalities
  - **Cash-for-Work Projects**
    - Planting of 8,000 coconut seedlings
    - Seaweeds planting
    - Mangrove planting
    - Fishpond rehabilitation
    - Communal irrigation rehabilitation
    - Rubble and debris clearing



Dept. of Labor and Employment (DOLE)

➤ **Bohol Emergency Employment Program (BEEP)**

- Collaboration with TESDA, ILO, and Habitat for Humanity
- 16.327 Million pesos
- 2,674 total beneficiaries in 30 municipalities (BEEP1-5)
- For BEEP1 - 324 displaced workers were given jobs at P297.00 / day covering 6 municipalities whose roads, schools and bridges were damaged.



➤ **Skills Training and Employment for the Early Recovery (STEER) of Bohol**

- Partnership with TESDA
- 1.8 Million pesos
- Skills development training (carpentry, masonry, electrical and plumbing)



➤ **Integrated Livelihood Program**

- 2 Million pesos
- Additional capital to 12 POs (Training cum Production)

Department of Agriculture (DA)

➤ **Distribution of rice, corn and assorted vegetable seeds**

➤ **Proposed Agricultural Machinery Center**

- 12.5 Million pesos
- Validation by DA

➤ **Proposed Mushroom Production for Food and Livelihood**

- 5 Million pesos



➤ **Proposed Organic Fertilizer Production**

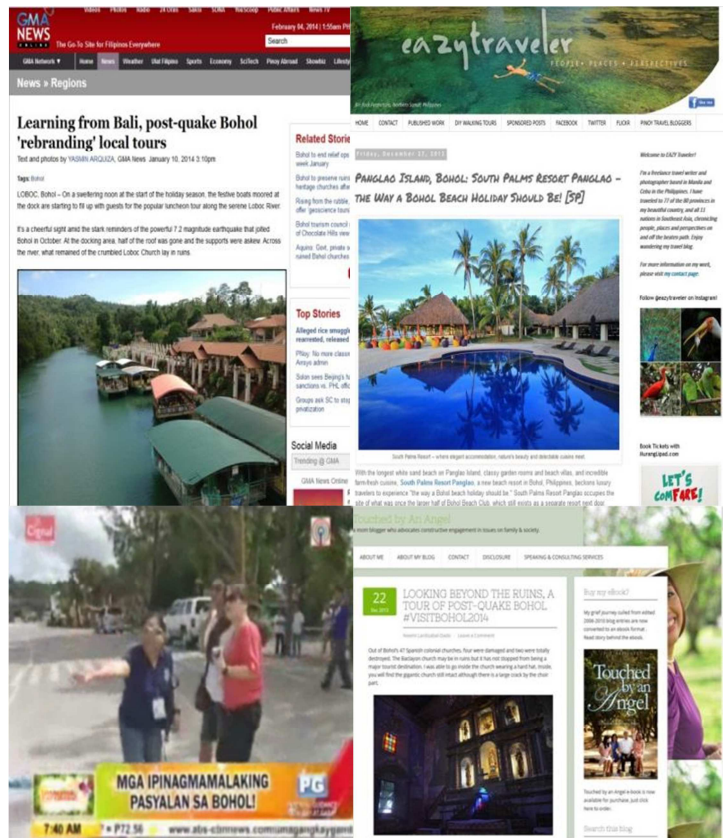
- 6.1 Million pesos

## Department of Trade and Industry (DTI)

- **Basket and Loom Weaving**
- Technical assistance to basket and loom weavers in 9 municipalities

## Department of Tourism (DOT) & other industry stakeholders

- Sustaining publicity campaign for Bohol's
- Developing communications plan that delivers the message that:
  - Bohol has become a more exciting destination
  - Tourism has become more resilient
- Participation in Travel Expo
- Preparation of the Tourism Recovery and Rebuilding Programs for Bohol and other provinces
- Sustaining restoration efforts to establish Bohol as the learning center for Heritage Conservation and Restoration
- Repair of various tourism facilities (TIEZA)



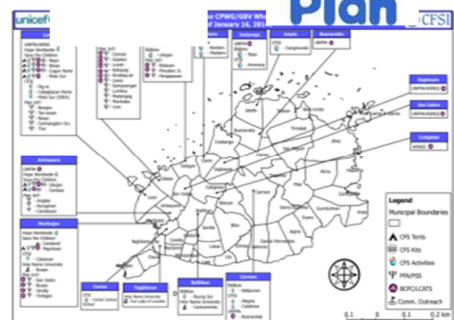
## ✓ PROTECTION CLUSTER

## Save the Children, Plan International, CFSI, BIDISIW, UNICEF

- Psychosocial Interventions and Training on Child Protection, Gender Based Violence & Psychosocial Care

**CFSI** Rebuilding Lives  
Community and Family Service International

**Save the Children**





☐ **Completed**

- 1,580 adults and children provided with Awareness on Child Protection
- 44 adults composed of PSWD and MSWD Social Workers, PNP-WCPD, MHO were trained on Child Protection and Gender Based Violence (GBV)
- 756 Day Care Workers, Brgy. Health Workers, Brgy Officials, Youth Leaders, MSWD, PSWD, WCPD, PNP attended Child Protection government engage trainings
- 132 Guidance Counselors, MSWD, DepEd, and WCPD-PNP attended Psychosocial Care Training of Trainors (TOT)

☐ **Ongoing**

- 8 CFS Centers; CFS Activities

Office of the Provincial Veterinarian

- Conducted veterinary missions in earthquake-hard hit areas
- Coordinated with GMA 7, UNAHCO & Phil. Vet. Medical Asso. (PVMA) - Visayas in the conduct of Veterinary Mission




✓ **CAMP COORDINATION AND CAMP MANAGEMENT (CCCM) CLUSTER**

DSWD, PSWDO, IOM, OTHERS

- Ensured availability of immediate evacuation centers, relocation sites and camp facilities/services

☐ **Completed**

- Regular Displacement Tracking of Families in Evacuation Camps (ECs) for 430 families in 19 ECs from 6 municipalities
- 4 LGUs with 285 camp leaders attended Training on Camp Coordination and Camp Management
- Roll-Out of the Camp Closure Plan for 6 ECs with 126 families
- Identification of Safe Relocation Sites for the temporary settlement of families to Alternative Transitory Shelters (ATS) for 223 families in Ubujan, Tubigon, San Isidro, Balilihan & Katipunan, Carmen
- Ensured availability of camp facilities/ services for 430 families in 19 ECs
- Assistance to the pressing basic needs of families in ECS



✓ **HEALTH CLUSTER**

- Restoration/provision of and access to essential health facilities, immunization and disease surveillance
- Restoration/provision of and access to essential health services (thru mobile teams, temporary health facilities, referral system);
- Conduct of Medical & Relief Missions
- **WHO/RHU** - Improvement of immunization coverage for vaccine-preventable diseases
- Establishment of emergency disease surveillance



- Reconstruction, repair and rehabilitation of health facilities
  - Provision of new health facilities
  - Submission of plans and programs of work for the reconstruction, repair and rehabilitation of damaged health facilities
  - P76.718M already downloaded to the Provincial Government as of March 3, 2014 for the reconstruction/ repair of Loon and Maribojoc Hospitals

Department of Health (DOH)

- **Hospitals** - Ongoing preparation of plans and Program of Work (POW) for the 10 Province-owned hospitals, 3 Municipal Hospitals and 1 Infirmary amounting to P163,818,500.00 worth of Infra and P32,100,000.00 worth of Equipment
- **RHUs** - Completed the preparation of plans and POWs to 9 RHUs, while POWs of the remaining 27 RHUs are Ongoing. Total Cost of Infra:P42,717,977.83; Total Cost of Equipment:P3,000,000.00
- **Barangay Health Stations** – 36 BHS with complete POWs , while POWs of the remaining 83 BHS are Ongoing. Total Amount :P45,042,109.00
- **Batuan Birthing Facility** – Ongoing preparation of POW amounting to P276,207.00
- **Grand Total for Infra and Equipment** = P 286,954,793.73



- Provision of Mental Health and Psychosocial Support Trainings to key health staff, LGU core group
  - **UNFPA/Bohol Psychologists** - Conducted MHPSS Training of Core Group to the hardest hit LGUs and Hospitals with 153 participants
  - **WHO/MERLIN**- Conducted Mental Health Training to MHOs and Public Health Nurses
  - Patient cases and facility monitoring & referral



#### ✓ **WATER, SANITATION AND HYGIENE CLUSTER**

- 13 water treatment units installed in 8 hard-hit municipalities that served 391,536 individuals
- Distribution of hygiene kits to 569,196 individuals; water kits to 65,256 families
- Distribution of latrine repair kits to 5,187 individuals
- Provided latrines and bathing facilities in Evacuation Camps and Temporary Resettlement Sites
- Water quality monitoring
- WASH in schools



✓ **NUTRITION CLUSTER**

- Conducted Mass Feeding to 6,000 Elementary School Pupils
- Conducted Mental Health Psychosocial Support Training
- Delivered Ready to Use Therapeutic Food (RUTF) to Inabanga and Clarin
- Distributed F75 and F100 milk supplement for Severely Acute Malnutrition (SAMS) admitted to hospitals or health facilities



✓ **ENVIRONMENT CLUSTER**

- MGB Central Office and Region 7 - conducted sinkhole/landslide assessment to 11 towns and Tagbilaran City
- Procured 5,000 bd.ft. Mahogany lumber from DENR for school buildings
- Phivolcs conducted public discussions on earthquake related findings & updates
- Underwater assessment in the Danajon Double Barrier Reef area
- Riverbank stabilization, riparian zone enhancement and tree plantation activities



✓ **LOGISTICS CLUSTER**

- Monitored, managed, documented and reported the inflow of donations from organizations and individuals all around the world
  - Donations and funds received through the Provincial Treasurer's Office = **P123.181 Million \*** (including the P76.718 Million from DOH for the rehabilitation of Loon and Maribojoc Hospitals and P0.700 Million from the Office of Sen. Pia Cayetano for the rehabilitation of hospitals)



<b>Individuals</b>	<b>P 2.049 Million</b>
<b>Local Government Units</b>	<b>37.370 Million</b>
<b>Private Institutions and Business Firms</b>	<b>1.787 Million</b>
<b>Associations and Cooperatives</b>	<b>0.062 Million</b>
<b>Government Agencies and Institutions</b>	<b>4.493 Million</b>
<b><i>Sub-Total</i></b>	<b><i>45.762 Million</i></b>
<b>For Specific Purpose (Hospitals)</b>	<b>77.418 Million</b>
<b><i>Sub-Total</i></b>	<b><i>77.418 Million</i></b>
<b>GRAND TOTAL * as of March 3</b>	<b>P123.181 Million</b>

- Coordinated with private sector organizations such as the Bohol Chamber of Commerce and Industry, which has facilitated donations
- Continued proper receipt, documentation, and reporting of donations from various sources
- Proper utilization and disbursement of funds to support recovery and rehabilitation efforts



✓ **EARLY RECOVERY CLUSTER**

- Preparation of the Post-Great Bohol Earthquake Rehabilitation Plan based on information gathered from various sources
  - Convergence with DILG
  - Data gathering on estimates of damage cost
  - Preparation of Post-Great Bohol Earthquake Recovery and Rehabilitation Plan
- Integration of rehabilitation requirements across sectors
- Gained approval and support from various agencies for the implementation of various projects identified in the Rehab Plan
  - Consultative process of fine-tuning the Rehab Plan
  - Approvals secured through proper channels (*Provincial Development Council, Sangguniang Panlalawigan, Regional Development Council*)
  - Support for funding of the Rehab Plan thru proper channels
  - (*transmitted to the President and Secretaries of Oversight Agencies (DILG, DBM, NDRRMC) NEDA, NGAs for their respective infrastructure projects, partners and stakeholders*)
- Obtained funding commitment from various agencies to facilitate early implementation of priority rehabilitation projects
- Monitoring of fund releases and implementation of Rehab Plan
  - Continued support for the funding and realization of the Rehab Plan
  - Continued integration of the Rehab Plan into the Development Framework and Priority Programs and Projects
  - Continued coordination and collaboration with other Clusters and Agencies for further recovery and rehabilitation efforts
  - Monitoring of project implementation



✓ **EMERGENCY TELECENTER/ SEARCH AND RESCUE CLUSTER**

Directly assisted and continually guided by the National Disaster Risk Reduction and Management Council (NDRRMC)

- Proper coordination of search, rescue and retrieval operations
- Delivery of emergency services
  - Established communication links with LGUs regarding their immediate needs and relayed these information to the PDRRMC for action and support
  - Dispatched search and retrieval teams in various locations in the Province
  - Received patients via sea / air medical evacuation and transported them to identified medical facilities
- Search, rescue and retrieval operations assisted by various organizations:



Metro Manila Development Authority (MMDA) Batch 1	Rescue 926	Wilderness Search and Rescue
Metro Manila Development Authority (MMDA) Batch 2	Metro Manila Development Authority (MMDA) Batch 3	Philippine Rescue 2000
Pilipinas 911/Search and Rescue Foundation	Bureau of Fire Protection National Headquarters	CHARL
PhilSaga Rescue	PhilEX Mining Rescue	Royal Blood Response Team, Inc.
Makati Rescue	Valenzuela Rescue	Philippine Coast Guard K-9 Unit
Metro Manila Development Authority Rescue Battalion	Oceana Gold Philippines Emergency Response Team	





- Improved preparedness and disaster response services thru information sharing and upgrading of emergency services
  - Helped disseminate weather advisories to C/MDRRMCs and BDRRMCs
  - Facilitated in the creation of MDRRMC Rescue and EMS Team
  - Conducted trainings on disaster preparedness and facilitated earthquake drills
  - Upgrading of emergency response capabilities



#### ✓ INFORMATION AND COMMUNICATION CLUSTER

- Improved public awareness on earthquake-related information: current situation, government and stakeholders' response, disaster-preparedness:
  - Facilitated and conducted interviews and public fora with national/ regional and local media for earthquake-related updates
  - Conducted information dissemination activities like: Issuance of news / photo releases to media ( print and broadcast/ cable) for update
  - Prepared and released the Bohol Will Rise Video
  - Conducted video showing in evacuation camps and barangays



- Printed and distributed IEC materials “TAMDANAN” re PDRRMC advisories and activities


On-going activities:

- Enhanced coordination and collaboration among PGBh, LGUs, NGAs, donor agencies, humanitarian partners and the civil society
  - Assist national, concerned agencies/ media and international humanitarian partners in their information needs
  - Photo and video documentation of PDRRMC activities and projects
  - Conduct of KAPIHAN with PDRRMC and international humanitarian partners and guests

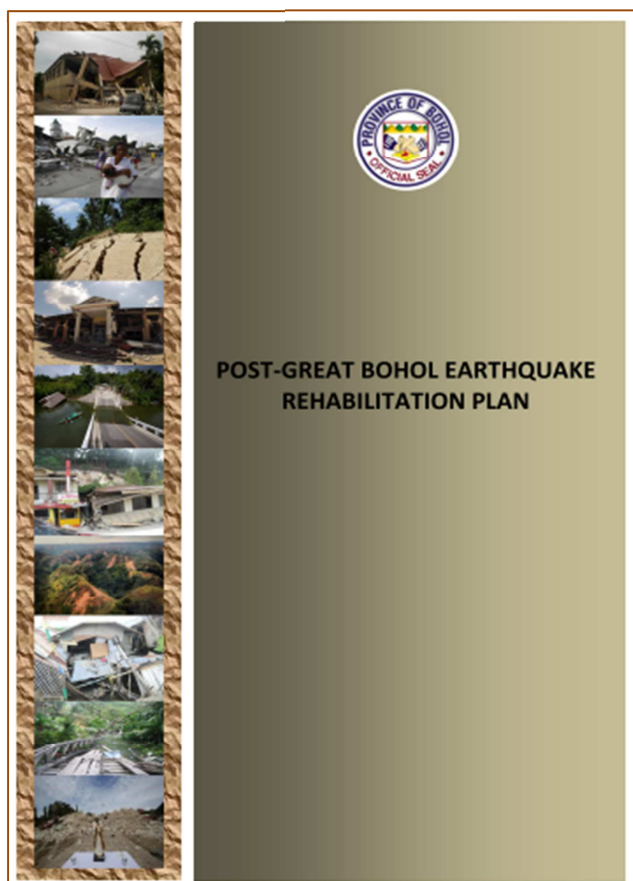


**CULTURE & HERITAGE**

- ✓ Bohol as the Center for Heritage Sites Preservation, Conservation and Restoration
- Restoration of NHI-declared historical sites and national treasures and assets
  - Assistance provided by NHI/ NHCP, National Museum, DOT and DBM (initial funding of P650 million)
  - With stakeholder participation from parishioners and Boholanos abroad
- Culture & Arts as a vehicle for psychosocial development



# Post –Great Bohol Earthquake Rehabilitation Plan



For long-term reconstruction and development, the Bohol Rehabilitation Plan took into account disaster-resistant and climate-resilient measures to rehabilitate human communities and natural ecosystems that are critical in post-disaster situations. Such move will support human lives and sustain the delivery of ecosystem goods and services such as food, fuel and protection from natural events. It is planned that communities are not only given assistance to recover from disasters or climatic change events but are also equipped to deal with future extreme events better.

As a much longer-term activity, Bohol's rehabilitation will involve permanent reconstruction, improved infrastructure, and recovery with enhanced preparation for the next extreme events. It hopes to build a better standard and be guided by the ecosystem

approach to recovery and rehabilitation. Livelihood and infrastructure projects are prepared taking into consideration disaster-resistant and climate-resilient activities/designs/materials. Ecological restoration is aimed to assist the recovery of ecosystems and habitats after disturbance or damage. A concerted effort of the government, civil society and the business sector is needed for the recovery and restoration of the environment, which should promote the preservation of the ecosystem's biodiversity, conservation of endemic and indigenous species, and the sustainable management of the ecosystem.

Traditional and local concepts, technology and practices of the people were respected and taken into consideration. These may be developed further for integration in pre- and post-disaster planning.

The Bohol Rehabilitation Plan was prepared through a joint effort of various offices of the Provincial Government, with assistance from national government agencies, the civil society and the business sector. Comprehensive Project Profiles are being prepared by the Provincial Planning and Development Office and offices concerned for funding assistance.



The programs and projects in the plan are divided into two parts: First, the Local Priority Rehabilitation Projects for support from the National Government Agencies amounting to P5.00 Billion, and Second, the National Government Priority Rehabilitation Projects amounting to P7.31 Billion.

The programs and projects are summarized below:

**PROPOSED LOCAL PRIORITY REHABILITATION PROJECTS FOR SUPPORT FROM THE NATIONAL GOVERNMENT AGENCIES**

<b>Proposed Implementing Agency</b>	<b>Proposed Projects</b>	<b>Total Cost of Projects (in Million Pesos)</b>
<b>Department of Social Welfare and Development (DSWD)</b>		<b>1,598.00</b>
	Shelter Construction for families with totally-damaged houses	939.00
	Shelter Repair for families with partially-damaged houses	659.00
<b>Department of Health (DOH)</b>		<b>680.68</b>
	Reconstruction and Rehabilitation of Hospitals	286.00
	Reconstruction and Repair of Rural Health Units	135.24
	Reconstruction and Repair of Barangay Health Stations, Birthing Centers and other Related Facilities	259.44
<b>Department of the Interior and Local Government (DILG)</b>		<b>793.61</b>
	Repair and Rehabilitation of Provincial Government Buildings	63.00
	Repair and Rehabilitation of Municipal/ City Halls	371.80
	Repair and Rehabilitation of Barangay Halls	106.77
	Construction/Repair/ Rehabilitation of Evacuation Centers, Gymnasium/ Cultural Center/ Sports Facilities/ Parks and Plazas	161.13

Proposed Implementing Agency	Proposed Projects	Total Cost of Projects (in Million Pesos)
	Rehabilitation and Repair of Day Care Centers	90.91
<b>Department of Public Works and Highways (DPWH)</b>		<b>1,100.96</b>
	Rehabilitation of Provincial Roads	486.33
	Rehabilitation of Provincial Bridges	343.00
	Rehabilitation of Water Supply and Other Infrastructure Related Facilities	271.63
<b>Department of Tourism (DOT)</b>		<b>181.16</b>
	Repair and Rehabilitation of Public Tourism Facilities	181.16
<b>Department of Agriculture (DA)</b>		<b>421.28</b>
	Crops/ Livestock and Other Agri-Support Facilities (LGUs)	7.35
	Development and Rehabilitation of Agriculture Projects (OPA)	44.18
	Veterinary Mission/ Services, Livestock Restocking and Support Facilities	30.34
	Repair / Reconstruction of Public Markets and Slaughterhouses	324.97
	Livelihood/ Skills/ Farmers Training Center and Other Related Facilities	14.45
<b>Bureau of Fishery and Aquatic Resources (BFAR)</b>		<b>60.91</b>
	Fishery and Other Support Facilities	10.09
	Rehabilitation of Fish Ports	50.82
<b>National Irrigation Administration (NIA)</b>		<b>53.50</b>
	Repair/Rehabilitation of Irrigation Facilities	53.50



Proposed Implementing Agency	Proposed Projects	Total Cost of Projects (in Million Pesos)
Department of Transportation and Communication (DOTC) - Philippine Ports Authority		109.90
	Rehabilitation and Repair of Municipal Ports	109.90
<b>TOTAL FOR PROPOSED LOCAL PRIORITY REHABILITATION PROJECTS UNDER NATIONAL AGENCIES</b>		<b>5,000.00</b>

**PROPOSED NATIONAL GOVERNMENT PRIORITY REHABILITATION PROJECTS**

Proposed Implementing Agency	Proposed Projects	Total Cost of Projects (in Million Pesos)
Department of Social Welfare and Development (DSWD)		7.54
	Rehabilitation and Repair of Women's Desk and Other Facilities	7.54
Department of Education (DepEd)		1,183.61
	Reconstruction and Repair of Classrooms - Bohol Division	1,134.87
	Reconstruction and Repair of Classrooms - Tagbilaran Division	48.74
Department of the Interior and Local Government (DILG)		41.16
	Repair and Rehabilitation of Other Municipal/ City/ Barangay Structures	41.16
Department of Public Works and Highways (DPWH)		3,888.63
	Rehabilitation of Municipal/City/ Barangay Roads	374.29
	Rehabilitation of Municipal/Barangay Bridges	113.31

Proposed Implementing Agency	Proposed Projects	Total Cost of Projects (in Million Pesos)
	Rehabilitation of Canals/Dikes/Drainage/Box Culverts	104.29
	Acquisition of Heavy Equipment for the Provincial Government (PEO)	85.50
	Rehabilitation of National Roads	2,472.05
	Rehabilitation of National Bridges	328.06
	Rehabilitation of School Buildings	268.72
	Repair/ Rehabilitation of Flood Control Facilities	37.50
	Rehabilitation of Government Buildings	104.91
<b>Department of Agriculture (DA)</b>		<b>507.46</b>
	Livelihood Assistance for 50,746 families	507.46
<b>Bureau of Fishery and Aquatic Resources (BFAR)</b>		<b>33.71</b>
	Seaweeds Farms (Yolanda damage)	33.71
<b>Department of Transportation and Communication (DOTC) - Philippine Ports Authority</b>		<b>737.03</b>
	Rehabilitation of Ports	737.03
<b>State University and Colleges (SUC)</b>		<b>133.40</b>
	Rehabilitation and Repair of the Bohol Island State University	133.40
<b>Philippine National Police (PNP)</b>		<b>32.88</b>
	Repair and Rehabilitation of PNP Stations	32.88

Proposed Implementing Agency	Proposed Projects	Total Cost of Projects (in Million Pesos)
<b>Bureau of Fire Protection (BFP)</b>		<b>11.52</b>
	Repair and Rehabilitation of Fire Stations	11.52
<b>National Historical Institute (NHI) and National Commission for Culture and the Arts (NCCA)</b>		<b>736.87</b>
	Construction, Rehabilitation, Restoration and Repair of NHI-Declared Historical Sites and Structures	736.87
<b>SUB-TOTAL FOR OTHER PROPOSED NATIONAL GOVERNMENT PRIORITY REHABILITATION PROJECTS</b>		<b>7,313.80</b>

#### SUMMARY BY SECTOR

Sector	Total Cost of Projects (in Million Pesos)
Infrastructure Development Sector	5,887.34
Social Development Sector	4,431.01
Economic Development Sector	1,207.20
Development Administration Sector	788.25
<b>TOTAL</b>	<b>12,313.80</b>

**SUMMARY BY IMPLEMENTING AGENCY**

<b>Proposed Implementing National Government Agency</b>	<b>Total Cost of Projects (in Million Pesos)</b>
Department of Public Works and Highways (DPWH)	4,989.59
Department of Social Welfare and Development (DSWD)	1,605.54
Department of Education (DepEd)	1,183.61
Department of Agriculture (DA)	928.74
Department of Transportation and Communication (DOTC) - Philippine Ports Authority	846.93
Department of the Interior and Local Government (DILG)	834.77
National Historical Institute (NHI) and National Commission for Culture and the Arts (NCCA)	736.87
Department of Health (DOH)	680.68
Department of Tourism (DOT)	181.16
State University and Colleges (SUC)	133.40
Bureau of Fishery and Aquatic Resources (BFAR)	94.62
National Irrigation Administration (NIA)	53.50
Philippine National Police (PNP)	32.88
Bureau of Fire Protection (BFP)	11.52
<b>TOTAL</b>	<b>12,313.80</b>

